

## Product datasheet for **RC217380**

### **FAM156B (NM\_001099684) Human Tagged ORF Clone**

#### Product data:

Product Type:	Expression Plasmids
Product Name:	FAM156B (NM_001099684) Human Tagged ORF Clone
Tag:	Myc-DDK
Symbol:	FAM156B
Synonyms:	TMEM29B
Mammalian Cell Selection:	Neomycin
Vector:	pCMV6-Entry (PS100001)
E. coli Selection:	Kanamycin (25 ug/mL)
ORF Nucleotide Sequence:	>RC217380 representing NM_001099684 Red=Cloning site Blue=ORF Green=Tags(s)

TTTTGTAATACGACTCACTATAGGGCGCCGGAATTCGTCGACTGGATCCGGTACCGAGGAGATCTGCC  
GCC**CGATCGCC**

ATGGATCCACTCCAGAAACGGAATCCAGCATCGCCTTCCAAATCTTCCCGATGACAGCTGCAGAGACTT  
CCCAGGAAGGTCCAGCGCCCTCTCAGCCTTCGTAAGCAGCCGATGATGGCCTCAGTAACCTGAG  
CCCCGGTCCTGGCCACAGCCAGGCCGTGCCTCTCCAGAGGGGCTGCTCCACCAGCGGTACAGAGAGGAG  
AAGACCCTGGAAGAGCGCGGTGGGAGAGGCTGGAGTTCTTCAGAGGAAGAAAGCATTCTCGGCGATG  
TGAGGAGGAGACACCGCATCACATGGCCCTATGCTGTTGGGAGGGAAGCCAGAATCTCCCCATTAGG  
TGACAGAAGTCAGAATCGATTCCAATGTGAATGTCGATACTGCCAGAGCCACAGGCCGAATCTTTCTGGG  
ATCCCTGGGAGAGTAACAGGGCCACATCCCTCCTCCTGGGAGACGCTGGTGCAGGGCCTCAGTGGCT  
TGACTCTCAGCCTAGGCACCAACAGCCCGGCCCTCTGCCTGAAGCGGCACTCCAGCCACAGGAGACAGA  
GGAGAAGCGCCAGCGAGAGAGGCAGCAGGAGAGCAAAATAATGTTTCAGAGGCTGCTCAAGCAGTGGTTA  
GAGGAAAAC

**ACGCGT**ACGCGGCCGCTCGAGCAGAACTCATCTCAGAAGAGGATCTGGCAGCAATGATATCCTGGATT  
ACAAGGATGACGACGATAAGGTTTAA



[View online »](#)



**Reconstitution Method:**

1. Centrifuge at 5,000xg for 5min.
2. Carefully open the tube and add 100ul of sterile water to dissolve the DNA.
3. Close the tube and incubate for 10 minutes at room temperature.
4. Briefly vortex the tube and then do a quick spin (less than 5000xg) to concentrate the liquid at the bottom.
5. Store the suspended plasmid at -20°C. The DNA is stable for at least one year from date of shipping when stored at -20°C.

**RefSeq:** [NM\\_001099684.2](#), [NP\\_001093154.1](#)

**RefSeq Size:** 1701 bp

**RefSeq ORF:** 642 bp

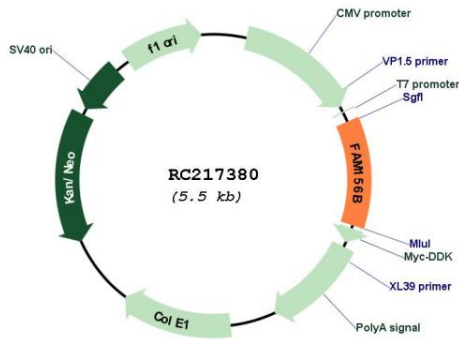
**Locus ID:** 727866

**UniProt ID:** [Q8NDB6](#)

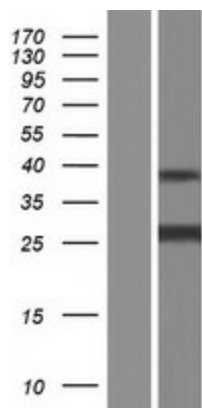
**Cytogenetics:** Xp11.22

**MW:** 24.2 kDa

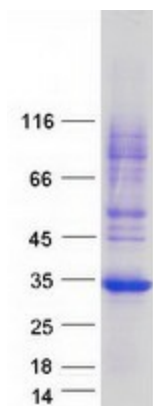
**Product images:**



Circular map for RC217380



Western blot validation of overexpression lysate (Cat# [LY420495]) using anti-DDK antibody (Cat# [TA50011-100]). Left: Cell lysates from untransfected HEK293T cells; Right: Cell lysates from HEK293T cells transfected with RC217380 using transfection reagent MegaTran 2.0 (Cat# [TT210002]).



Coomassie blue staining of purified FAM156B protein (Cat# [TP317380]). The protein was produced from HEK293T cells transfected with FAM156B cDNA clone (Cat# RC217380) using MegaTran 2.0 (Cat# [TT210002]).