

Product datasheet for **RC217124**

BDNF (NM_170734) Human Tagged ORF Clone

Product data:

Product Type:	Expression Plasmids
Product Name:	BDNF (NM_170734) Human Tagged ORF Clone
Tag:	Myc-DDK
Symbol:	BDNF
Synonyms:	ANON2; BULN2
Vector:	pCMV6-Entry (PS100001)
E. coli Selection:	Kanamycin (25 ug/mL)
Cell Selection:	Neomycin
ORF Nucleotide Sequence:	>RC217124 representing NM_170734 Red=Cloning site Blue=ORF Green=Tags(s)

TTTTGTAATACGACTCACTATAGGGCGCCGGAATTCGTCGACTGGATCCGGTACCGAGGAGATCTGCC
GCC**GCGATCGCC**

ATGCAGAGCCGGGAAGAGGAATGGTCCACCAGGTGAGAAGAGTGATGACCATCCTTTTCCTTACTATGG
TTATTTTCATACTTTGGTTGCATGAAGGCTGCCCCATGAAAGAAGCAAACATCCGAGGACAAGGTGGCTT
GGCCTACCCAGGTGTGCGGACCCATGGGACTCTGGAGAGCGTGAATGGGCCAAGGCAGGTTCAAGAGGC
TTGACATCATTGGCTGACACTTTTGAACACGTGATAGAAGAGCTGTTGGATGAGGACCAGAAAGTTCGGC
CCAATGAAGAAAACAATAAGGACGCAGACTTGTACACGTCCAGGGTGATGCTCAGTAGTCAAGTGCCTTT
GGAGCCTCCTCTTCTTCTGCTGGAGGAATACAAAAATTACCTAGATGCTGCAAAATGTCCATGAGG
GTCCGGCGCCACTCTGACCCTGCCCGCGAGGGGAGCTGAGCGTGTGTGACAGTATTAGTGAGTGGGTAA
CGGCGGCAGACAAAAGACTGCAGTGGACATGTCGGGCGGGACGGTCACAGTCTTGAAAAGGTCCCTGT
ATCAAAAGGCCAACTGAAGCAATACTTCTACGAGACCAAGTGCAATCCCATGGGTTACACAAAAGAAGGC
TGCAGGGGCATAGACAAAAGCATTGGAAGTCCAGTCCGCAACTACCCAGTCGTACGTGCGGGCCCTTA
CCATGGATAGCAAAAAGAGAATTGGCTGGCGATTACATAAGGATAGACACTTCTTGTGTATGTACATTGAC
CATTAAGGGGAAGA

ACGCGTACGCGGCCGCTCGAGCAGAACTCATCTCAGAAGAGGATCTGGCAGCAAATGATATCCTGGATT
ACAAGGATGACGACGATAAGGTTTAA



[View online »](#)

Protein Sequence: >RC217124 representing NM_170734
Red=Cloning site Green=Tags(s)

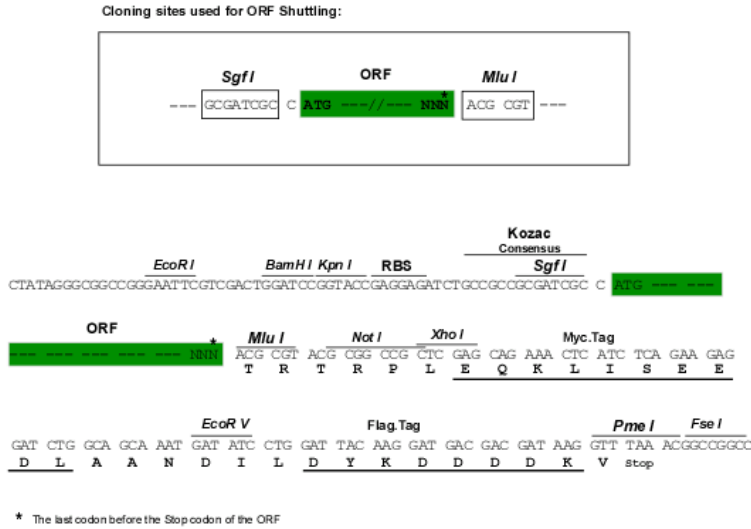
MQSREEEFHQVRRVMTILFLTMVISYFGCMKAAPMKEANIRGQGLAYPGVVRTHGTLSEVNGPKAGSRG
 LTSLADTFEHVIEELLDEDDQKVRPNEENNKDADLYTSRVMSSQVLEPPLLFLLEEYKNYLDAAANMSMR
 VRRHSDPARRGELSVCDSEWVTAADKKTAVDMSSGGTVTVLEKVPVSKGQLKQFYFETKCNPMGYTKEG
 CRGIDKRHWNSQCRRTTQSYVRALTMSKKRIGWRFIRIDTSCVCTLTIKRGR

TRTRPLEQKLISEEDLAANDILDYKDDDDKV

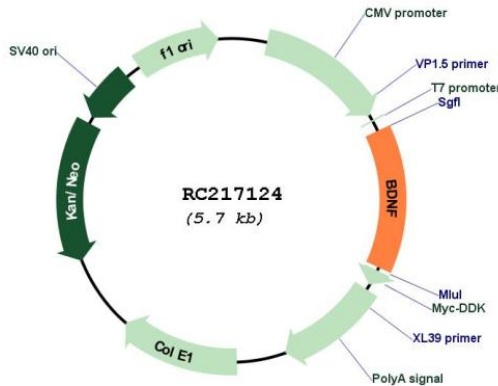
Chromatograms: https://cdn.origene.com/chromatograms/mk6115_f04.zip

Restriction Sites: SgfI-MluI

Cloning Scheme:



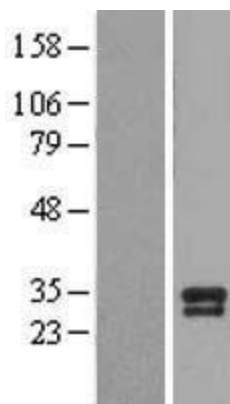
Plasmid Map:



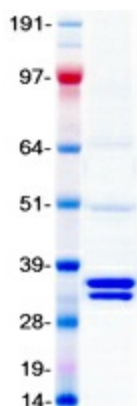
ACCN: NM_170734

ORF Size:	786 bp
OTI Disclaimer:	The molecular sequence of this clone aligns with the gene accession number as a point of reference only. However, individual transcript sequences of the same gene can differ through naturally occurring variations (e.g. polymorphisms), each with its own valid existence. This clone is substantially in agreement with the reference, but a complete review of all prevailing variants is recommended prior to use. More info
OTI Annotation:	This clone was engineered to express the complete ORF with an expression tag. Expression varies depending on the nature of the gene.
Components:	The ORF clone is ion-exchange column purified and shipped in a 2D barcoded Matrix tube containing 10ug of transfection-ready, dried plasmid DNA (reconstitute with 100 ul of water).
Reconstitution Method:	<ol style="list-style-type: none">1. Centrifuge at 5,000xg for 5min.2. Carefully open the tube and add 100ul of sterile water to dissolve the DNA.3. Close the tube and incubate for 10 minutes at room temperature.4. Briefly vortex the tube and then do a quick spin (less than 5000xg) to concentrate the liquid at the bottom.5. Store the suspended plasmid at -20°C. The DNA is stable for at least one year from date of shipping when stored at -20°C.
RefSeq:	NM_170734.3
RefSeq Size:	3958 bp
RefSeq ORF:	789 bp
Locus ID:	627
UniProt ID:	P23560
Cytogenetics:	11p14.1
Protein Families:	Adult stem cells, Druggable Genome, Embryonic stem cells, ES Cell Differentiation/IPS, Induced pluripotent stem cells, Secreted Protein, Transmembrane
Protein Pathways:	Huntington's disease, MAPK signaling pathway, Neurotrophin signaling pathway
MW:	25.7 kDa
Gene Summary:	This gene encodes a member of the nerve growth factor family of proteins. Alternative splicing results in multiple transcript variants, at least one of which encodes a preproprotein that is proteolytically processed to generate the mature protein. Binding of this protein to its cognate receptor promotes neuronal survival in the adult brain. Expression of this gene is reduced in Alzheimer's, Parkinson's, and Huntington's disease patients. This gene may play a role in the regulation of the stress response and in the biology of mood disorders. [provided by RefSeq, Nov 2015]

Product images:



Western blot validation of overexpression lysate (Cat# [LY403526]) using anti-DDK antibody (Cat# [TA50011-100]). Left: Cell lysates from untransfected HEK293T cells; Right: Cell lysates from HEK293T cells transfected with RC217124 using transfection reagent MegaTran 2.0 (Cat# [TT210002]).



Coomassie blue staining of purified BDNF protein (Cat# [TP317124]). The protein was produced from HEK293T cells transfected with BDNF cDNA clone (Cat# RC217124) using MegaTran 2.0 (Cat# [TT210002]).