

Product datasheet for RC217112

C20orf7 (NDUF5) (NM_024120) Human Tagged ORF Clone

Product data:

Product Type:	Expression Plasmids
Product Name:	C20orf7 (NDUF5) (NM_024120) Human Tagged ORF Clone
Tag:	Myc-DDK
Symbol:	C20orf7
Synonyms:	bA526K24.2; C20orf7; dj842G6.1; MC1DN16
Mammalian Cell Selection:	Neomycin
Vector:	pCMV6-Entry (PS100001)
E. coli Selection:	Kanamycin (25 ug/mL)
ORF Nucleotide Sequence:	>RC217112 representing NM_024120 Red=Cloning site Blue=ORF Green=Tags(s)

TTTTGTAATACGACTCACTATAGGGCGGCCGGAATTCGTCGACTGGATCCGGTACCGAGGAGATCTGCC
GCC**CGATCGCC**

ATGCTGCGCCGGCAGGGCTCTGGCGTTATGTCGGCGACCTTGGGCGCGAGGGTCCCAGCGGAGAATC
TTGGCCGTAGGGAAGTCACTCTGGTGTCTCTCCCGCGGTAGCACCTCGCCAGAACCCTGAATATTTT
CGACCGGATTTGAAAAGGAAACAGAAGAACTGGGCAGCCGGCAGCCGAGCCGACCAATTTGACTAC
CTGAAGGAGGAGTTGGAAGTCGGATCGCAGACCGTGTATATGACATACCCAGAAATTTCCCTTGGCTT
TGGATCTTGGTTGTGGAAGAGGTTACATTGCACAATATTTGAATAAGGAACTATTGGAAAGTTTTCCA
AGCTGACATTGCAGAAAATGCTTTGAAAATTCCTCAGAAACAGAAATACCTACTGTGAGGTTTTAGCT
GATGAAGAATTCCTTCCCTTCAAAGAAAATACATTTGACCTGGTGGTTAGCAGTTAAGTTTGCATTGGG
TGAATGACCTTCTAGAGCACTTGAAGCAGATTCATTATATTTAAACCAGATGGAGTGTATCCGGTGC
AATGTTTGGAGGCGACACTCTATGAACCTCGGTGTTTCTTACAGTTAGCGGAAACGGAAGGGAAGGA
GGATTTTCTCCACATTTCTCTTCTACTGCTGTCAATGACCTGGGACATCTGCTTGGGAGAGCTGGCT
TTAATACTCTGACTGTGGACACTGATGAAATCAAGTTAACTATCCTGGAATGTTGAATTGATGGAAGA
TTTACAAGGTATGGGTGAGAGTAACTGTGCTTGAATAGAAAAGCCCTGCTGCATCGAGACACAATGCTG
GCAGCTGCGGCAGTGTACAGAGAAATGTACAGAAATGAAGATGGTTCAGTACCTACATACCAGATCT
ATTACATGATAGGATGGAATATCATGAGTCACAGGCAAGACCAGCTGAAAGAGGTTCCGCAACTGTGTC
ATTTGGAGAGCTAGGAAAATAAACAACCTTATGCCACCGGGGAAAAAATCACAA

ACGCGTACGCGGCCGCTCGAGCAGAAACTCATCTCAGAAGAGGATCTGGCAGCAATGATATCCTGGATT
ACAAGGATGACGACGATAAGGTTTAA



[View online >](#)

Reconstitution Method:

1. Centrifuge at 5,000xg for 5min.
2. Carefully open the tube and add 100ul of sterile water to dissolve the DNA.
3. Close the tube and incubate for 10 minutes at room temperature.
4. Briefly vortex the tube and then do a quick spin (less than 5000xg) to concentrate the liquid at the bottom.
5. Store the suspended plasmid at -20°C. The DNA is stable for at least one year from date of shipping when stored at -20°C.

RefSeq: [NM_024120.5](#)

RefSeq Size: 1650 bp

RefSeq ORF: 1038 bp

Locus ID: 79133

UniProt ID: [Q5TEU4](#)

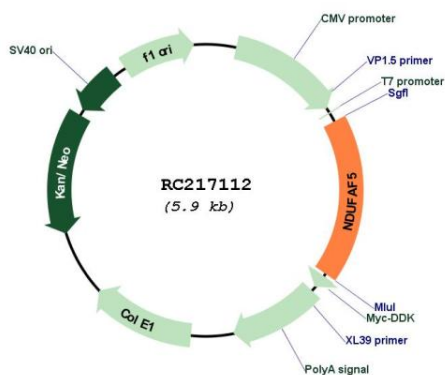
Cytogenetics: 20p12.1

Protein Families: Druggable Genome

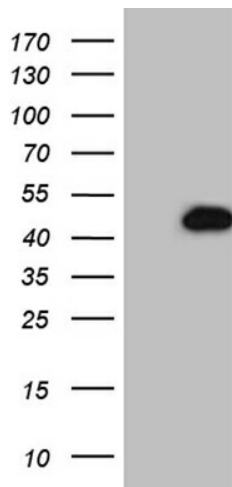
MW: 38.7 kDa

Gene Summary: The NADH-ubiquinone oxidoreductase complex (complex I) of the mitochondrial respiratory chain catalyzes the transfer of electrons from NADH to ubiquinone, and consists of at least 43 subunits. The complex is located in the inner mitochondrial membrane. This gene encodes a mitochondrial protein that is associated with the matrix face of the mitochondrial inner membrane and is required for complex I assembly. A mutation in this gene results in mitochondrial complex I deficiency. Multiple transcript variants encoding different isoforms have been found for this gene. [provided by RefSeq, Oct 2009]

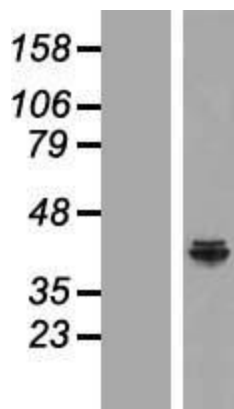
Product images:



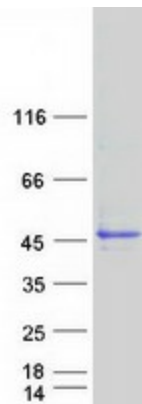
Circular map for RC217112



HEK293T cells were transfected with the pCMV6-ENTRY control (Cat# [PS100001], Left lane) or pCMV6-ENTRY NDUFAF5 (Cat# RC217112, Right lane) cDNA for 48 hrs and lysed. Equivalent amounts of cell lysates (5 ug per lane) were separated by SDS-PAGE and immunoblotted with anti-NDUFAF5 (Cat# [TA809182])(1:2000). Positive lysates [LY411352] (100ug) and [LC411352] (20ug) can be purchased separately from OriGene.



Western blot validation of overexpression lysate (Cat# [LY411352]) using anti-DDK antibody (Cat# [TA50011-100]). Left: Cell lysates from untransfected HEK293T cells; Right: Cell lysates from HEK293T cells transfected with RC217112 using transfection reagent MegaTran 2.0 (Cat# [TT210002]).



Coomassie blue staining of purified NDUFAF5 protein (Cat# [TP317112]). The protein was produced from HEK293T cells transfected with NDUFAF5 cDNA clone (Cat# RC217112) using MegaTran 2.0 (Cat# [TT210002]).