

## Product datasheet for RC217084

### HLAF (HLA-F) (NM\_018950) Human Tagged ORF Clone

#### Product data:

Product Type:	Expression Plasmids
Product Name:	HLAF (HLA-F) (NM_018950) Human Tagged ORF Clone
Tag:	Myc-DDK
Symbol:	HLAF
Synonyms:	CDA12; HLA-5.4; HLA-CDA12; HLAF
Mammalian Cell Selection:	Neomycin
Vector:	pCMV6-Entry (PS100001)
E. coli Selection:	Kanamycin (25 ug/mL)
ORF Nucleotide Sequence:	>RC217084 representing NM_018950. Blue=ORF Red=Cloning site Green=Tag(s)

```
GCTCGTTTGTAGTGAACCGTCAGAATTTTGTAAACGACTCACTATAGGGCGCCGGGAATTCGTCGACTG
GATCCGGTACCGAGGAGATCTGCCGCCGCGATCGCC
ATGGCGCCCCGAAGCCTCCTCTGCTGCTCTCAGGGGCCCTGGCCCTGACCGATACTTGGCGGGCTCC
CACTCCTTGAGGTATTTTCAGCACCGCTGTGTCGCGGCCCGCGCGGGGAGCCCCGCTACATCGCCGTG
GAGTACGTAGACGACACGCAATTCCTGCGGTTTCGACAGCGACGCCGCGATTCCGAGGATGGAGCCGCGG
GAGCCGTGGTGGAGCAAGAGGGGCCGAGTATTGGGAGTGACCACAGGGTACGCCAAGGCCAACGCA
CAGACTGACCGAGTGGCCCTGAGGAACCTGCTCCGCCGCTACAACCAGAGCGAGGCTGGTCTCACACC
CTCCAGGGAATGAATGGCTGCGACATGGGGCCCGACGGACGCCTCCTCCGCGGTATCACCAGCAGCGG
TACGACGCAAGGATTACATCTCCCTGAACGAGGACCTGCGCTCCTGGACCGCGCGGACACCGTGGCT
CAGATCACCCAGCGCTTCTATGAGGCAGAGGAATATGCAGAGGAGTTCAGGACCTACCTGGAGGGCGAG
TGCTGGAGTTGCTCCGAGATACTTGGAGAATGGGAAGGAGACGCTACAGCGCGCAGATCCTCCAAAG
GCACACGTTGCCACCACCCCATCTCTGACCATGAGGCCACCCTGAGGTGCTGGGCCCTGGGCTTCTAC
CCTGCGGAGATCACGCTGACCTGGCAGCGGGATGGGGAGGAACAGACCCAGGACACAGAGCTTGTGGAG
ACCAGGCTGCAGGGGATGGAACCTCCAGAAGTGGGCCGCTGTGGTGGTGCCTTCTGGAGAGGAACAG
AGATACACATGCCATGTGCAGCACGAGGGGCTGCCACAGCCCTCATCTGAGATGGGAGCAGTCTCCC
CAGCCCACCATCCCCATCGTGGGCATCGTTGCTGGCCTTGTTCCTTGGAGCTGTGGTCACTGGAGCT
GTGGTCTGCTGTGATGTGGAGGAAGAAGAGCTCAGATAGAAACAGAGGGAGCTACTCTCAGGCTGCA
GTG
AGCGGACCGACGCTACGCGGCCGCTCGAGCAGAACTCATCTCAGAAGAGGATCTGGCAGCAAATGAT
ATCCTGGATTACAAGGATGACGACGATAAGGTTTAA
```



[View online »](#)

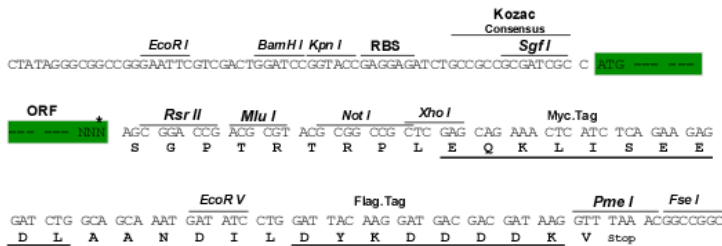
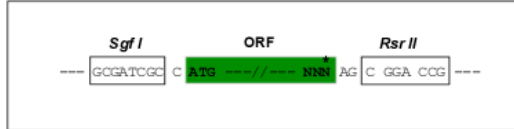
**Protein Sequence:** >Peptide sequence encoded by RC217084  
 Blue=ORF Red=Cloning site Green=Tag(s)

MAPRSLLLLLSGALALDTWAGSHSLRYFSTAVSRPGRGEPRIYAVEYVDDTQFLRFDSDAAI PRMEPR  
 EPWVEQEGPQYWEWTTGYAKANAQTDVALRNLLRRYNQSEAGSHTLQGMNGCDMGPDGRLLRGYHQHA  
 YDGKDYISLNEDLRSWTAADTVAQITQRFYEAEEYAEFRTYLEGECELELLRRYLENGKETLQRADPPK  
 AHVAHHPISDHEATLRCWALGFYPAEITLTWRDGEETQDTEL VETRPAGDGTQKWAAVVVP SGEEQ  
 RYTCHVQHEGLPQLILRWEQSPQPTIPIVGIVAGLVVLGAVVTGAVVAAMWRKKSSDRNRGSYSQAA  
 V  
 SGPTRTRPLEQKLI SEEDLAANDILDYKDDDDKV

**Restriction Sites:** SgfI-RsrII

**Cloning Scheme:**

Cloning sites used for ORF Shutting:



\* The last codon before the Stop codon of the ORF

**ACCN:** NM\_018950

**ORF Size:** 1038 bp

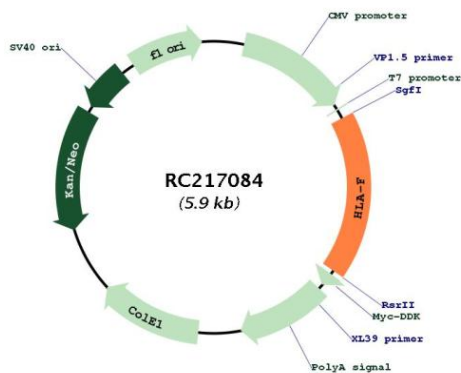
**OTI Disclaimer:** Due to the inherent nature of this plasmid, standard methods to replicate additional amounts of DNA in E. coli are highly likely to result in mutations and/or rearrangements. Therefore, OriGene does not guarantee the capability to replicate this plasmid DNA. Additional amounts of DNA can be purchased from OriGene with batch-specific, full-sequence verification at a reduced cost. Please contact our customer care team at [custsupport@origene.com](mailto:custsupport@origene.com) or by calling 301.340.3188 option 3 for pricing and delivery.

The molecular sequence of this clone aligns with the gene accession number as a point of reference only. However, individual transcript sequences of the same gene can differ through naturally occurring variations (e.g. polymorphisms), each with its own valid existence. This clone is substantially in agreement with the reference, but a complete review of all prevailing variants is recommended prior to use. [More info](#)

**OTI Annotation:** This clone was engineered to express the complete ORF with an expression tag. Expression varies depending on the nature of the gene.

<b>Components:</b>	The ORF clone is ion-exchange column purified and shipped in a 2D barcoded Matrix tube containing 10ug of transfection-ready, dried plasmid DNA (reconstitute with 100 ul of water).
<b>Reconstitution Method:</b>	<ol style="list-style-type: none"><li>1. Centrifuge at 5,000xg for 5min.</li><li>2. Carefully open the tube and add 100ul of sterile water to dissolve the DNA.</li><li>3. Close the tube and incubate for 10 minutes at room temperature.</li><li>4. Briefly vortex the tube and then do a quick spin (less than 5000xg) to concentrate the liquid at the bottom.</li><li>5. Store the suspended plasmid at -20°C. The DNA is stable for at least one year from date of shipping when stored at -20°C.</li></ol>
<b>RefSeq Size:</b>	1188 bp
<b>RefSeq ORF:</b>	1041 bp
<b>Locus ID:</b>	3134
<b>UniProt ID:</b>	<a href="#">P30511</a>
<b>Cytogenetics:</b>	6p22.1
<b>Domains:</b>	MHC_I, ig, IGc1
<b>Protein Families:</b>	Transmembrane
<b>Protein Pathways:</b>	Allograft rejection, Antigen processing and presentation, Autoimmune thyroid disease, Cell adhesion molecules (CAMs), Endocytosis, Graft-versus-host disease, Type I diabetes mellitus, Viral myocarditis
<b>MW:</b>	39.1 kDa
<b>Gene Summary:</b>	This gene belongs to the HLA class I heavy chain paralogues. It encodes a non-classical heavy chain that forms a heterodimer with a beta-2 microglobulin light chain, with the heavy chain anchored in the membrane. Unlike most other HLA heavy chains, this molecule is localized in the endoplasmic reticulum and Golgi apparatus, with a small amount present at the cell surface in some cell types. It contains a divergent peptide-binding groove, and is thought to bind a restricted subset of peptides for immune presentation. This gene exhibits few polymorphisms. Multiple transcript variants encoding different isoforms have been found for this gene. These variants lack a coding exon found in transcripts from other HLA paralogues due to an altered splice acceptor site, resulting in a shorter cytoplasmic domain. [provided by RefSeq, Jul 2008]

Product images:



Circular map for RC217084