

Product datasheet for RC216848

Dystrophin (DMD) (NM_004010) Human Tagged ORF Clone

Product data:

Product Type:	Expression Plasmids
Product Name:	Dystrophin (DMD) (NM_004010) Human Tagged ORF Clone
Tag:	Myc-DDK
Symbol:	Dystrophin
Synonyms:	BMD; CMD3B; DXS142; DXS164; DXS206; DXS230; DXS239; DXS268; DXS269; DXS270; DXS272; MRX85
Mammalian Cell Selection:	Neomycin
Vector:	pCMV6-Entry (PS100001)
E. coli Selection:	Kanamycin (25 ug/mL)
ORF Nucleotide Sequence:	>RC216848 representing NM_004010 Red=Cloning site Blue=ORF Green=Tags(s)

TTTTGTAATACGACTCACTATAGGGCGGCCGGAATTCGTCGACTGGATCCGGTACCGAGGAGATCTGCC
GCCGCGATCGCC

ATGAAAAATATCATGGCTGGATTGCAACAAACCAACAGTGAAAAGATTCTCCTGAGCTGGTCCGACAAT
CAACTCGTAATTATCCACAGGTTAATGTAATCACTTCACCACCAGCTGGTCTGATGGCCTGGCTTTGAA
TGCTCTCATCCATAGTCATAGGCCAGACCTATTTGACTGGAATAGTGTGGTTTGGCAGCAGTCAGCCACA
CAACGACTGGAACATGCATTCAACATCGCCAGATATCAATTAGGCATAGAGAACTACTCGATCCTGAAG
ATGTTGATACCACCTATCCAGATAAGAAGTCCATCTTAATGTACATCACATCACTCTTCCAAGTTTTGCC
TCAACAAGTGAGCATTGAAGCCATCCAGGAAGTGGAAATGTTGCCAAGGCCACCTAAAGTACTAAAGAA
GAACATTTTCAGTTACATCATCAATGCACTATTCTCAACAGATCACGGTCAGTCTAGCACAGGGATATG
AGAGAACTTCTCCCTAAGCCTCGATTCAAGAGCTATGCCTACACACAGGCTGCTTATGTCACCACCTC
TGACCCTACACGGAGCCATTTCTTCCACAGCATTGGAAAGCTCCTGAAGACAAGTCATTTGGCAGTTCA
TTGATGGAGAGTGAAGTAAACCTGGACGTTATCAAACAGCTTTAGAAGAAGTATTATCGTGGCTCTTT
CTGCTGAGGACACATTGCAAGCACAAGGAGAGATTTCTAATGATGTGGAAGTGGTAAAGACCAGTTTCA
TACTCATGAGGGGTACATGATGGATTGACAGCCCATCAGGGCCGGTGGTAATATTCTACAATTGGGA
AGTAAGCTGATTGGAACAGGAAAATTATCAGAAGATGAAGAACTGAAGTACAAGAGCAGATGAATCTCC
TAAATTCAGATGGGAATGCCTCAGGGTAGCTAGCATGGAAAAACAAAGCAATTTACATAGAGTTTTAAT
GGATCTCCAGAATCAGAACTGAAAGAGTTGAATGACTGGCTAACAAAAACAGAAGAAAGAACAAAGGAAA
ATGGAGGAAGAGCCTCTTGGACCTGATCTTGAAGACCTAAAACGCCAAGTACAACAACATAAGGTGCTTC
AAGAAGATCTAGAACAAGAACAAGTCAGGGTCAATTCTCTCACTCACATGGTGGTGGTAGTTGATGAATC
TAGTGGAGATCACGCAACTGCTGCTTTGGAAGAACAACCTAAGGTATTGGGAGATCGATGGGCAACATC
TGTAGATGGACAGAAGACCGCTGGGTTCTTTTACAAGACATCCTTCTCAAATGGCAACGCTTACTGAAG
AACAGTGCCTTTTTAGTGCATGGCTTTCAGAAAAAGAAGATGCAGTGAACAAGATTCACACAACCTGGCT



[View online »](#)

TAAAGATCAAAATGAAATGTTATCAAGTCTTCAAAAACCTGGCCGTTTTAAAAGCGGATCTAGAAAAGAAA
AAGCAATCCATGGGCAAACCTGTATTCACTCAAACAAGATCTTCTTTCAACACTGAAGAATAAGTCAGTGA
CCCAGAAGACGGAAGCATGGCTGGATAAAGTTGCCCCGGTGTGGGATAATTTAGTCCAAAAAATTGAAAA
GAGTACAGCACAGATTTACAGGCTGTCAACCACTCAGCCATCACTAACACAGACAACCTGTAATGGAA
ACAGTAACTACGGTGACCACAAGGAACAGATCCTGGTAAAGCATGCTCAAGAGGAACCTCCACCACCAC
CTCCCCAAAAGAAGAGGCAGATTACTGTGGATTCTGAAATTAGGAAAAGGTTGGATGTTGATATAACTGA
AGTTACAGCTGGATTACTCGCTCAGAAGCTGTGTTGCAGAGTCTGAATTTGCAATCTTCCGGAAGGAA
GGCAACTTCTCAGACTTAAAAGAAAAAGTCAATGCCATAGAGCGAGAAAAAGCTGAGAAGTTCAGAAAAAC
TGCAAGATGCCAGCAGATCAGCTCAGGCCCTGGTGAACAGATGGTGAATGAGGGTGTAAATGCAGATAG
CATCAAACAAGCCTCAGAACAACCTGAACAGCCGGTGGATCGAATCTGCCAGTTGCTAAGTGAGAGACTT
AACTGGCTGGAGTATCAGAACAACATCATCGCTTCTATAATCAGCTACAACAATTGGAGCAGATGACAA
CTACTGCTGAAAACCTGGTTGAAAATCCAACCCACCACCCCATCAGAGCCAACAGCAATTAAGTCAAGT
AAAAATTTGTAAGGATGAAGTCAACCGCTATCAGGTCTCAACCTCAAATTTGAACGATTAAGAAATTCAA
AGCATAGCCCTGAAAGAGAAAGGACAAGGACCCATGTTCTGGATGCAGACTTTGTGGCCTTTACAATC
ATTTTAAGCAAGTCTTTCTGATGTGCAGGCCAGAGAGAAAGAGCTACAGACAATTTTTGACACTTTGCC
ACCAATGCGCTATCAGGAGACCATGAGTGCCATCAGGACATGGGTCCAGCAGTCAGAAAACCAAACCTCC
ATACCTCAACTTAGTGTACCGACTATGAAATCATGGAGCAGAGACTCGGGGAATTCAGGCTTTACAAA
GTTCTCTGCAAGAGCAACAAAGTGGCCTATACTATCTCAGCACCCTGTGAAAGAGATGTCGAAGAAAGC
GCCCTCTGAAATTAGCCGGAATATCAATCAGAAATTTGAAGAAATTTGAGGGACGCTGGAAGAAGCTCTCC
TCCCAGCTGGTTGAGCATTGTCAAAAGCTAGAGGAGCAAAATGAATAAACTCCGAAAAATTCAGAATCACA
TACAAACCCTGAAGAAATGGATGGCTGAAGTTGATGTTTTCTGAAGGAGGAATGGCCTGCCCTTGGGGA
TTCAGAAATCTAAAAAGCAGCTGAAACAGTGCAGACTTTTAGTCAGTGATATTCAGACAATTCAGCC
AGTCTAAACAGTGTCAATGAAGGTGGGCGAGAAGATAAAGAATGAAGCAGAGCCAGAGTTGCTTCGAGAC
TTGAGACAGAACTCAAAGAACTTAACACTCAGTGGGATCACATGTGCCAACAGGTCTATGCCAGAAAGGA
GGCCTTGAAGGGAGGTTTTGGAGAAAACCTGAAGCCTCCAGAAAAGTCTATCAGAGATGCACGAATGGATG
ACACAAGCTGAAGAAGAGTATCTTGAGAGAGATTTTGAATATAAACTCCAGATGAATTACAGAAAGCAG
TTGAAGAGATGAAGAGAGCTAAAGAAGAGGCCCAACAAAAAGAAGCGAAAGTGAAGTCTTACTGAGTC
TGTAATAGTGTATAGCTCAAGCTCCACCTGTAGCACAAGAGGCCTTAAAAAGGAACTTGAACTCTA
ACCACCAACTACCAGTGGCTCTGCACTAGGCTGAATGGGAAATGCAAGACTTTGGAAGAAGTTTGGGCAT
GTTGGCATGAGTTATTGTACACTTGAGAAAAGCAACAAGTGGTAAATGAAGTAGAATTTAACTTAA
AACCCTGAAAACATTCTGGCGGAGCTGAGGAAATCTCTGAGGTGCTAGATTCCTTGAAAATTTGATG
CGACATTCAGAGGATAACCCAAATCAGATTCGCATATTGGCACAGACCCTAACAGATGGCCGAGTCATGG
ATGAGCTAATCAATGAGGAACCTGAGACATTTAATTCTCGTTGGAGGGAACATACATGAAGAGGCTGTAAG
GAGGCAAAAGTTGCTTGAACAGAGCATCCAGTCTGCCAGGAGACTGAAAAATCCTTACACTTAATCCAG
GAGTCCCTCACATTCATTGACAAGCAGTTGGCAGCTTATATTGCAGACAAGTGGACGCAGCTCAAATGC
CTCAGGAAGCCCAGAAAATCCAATCTGATTTGACAAGTCAAGATCAGTTTGAAGAAATGAAGAAACA
TAATCAGGGGAAGGAGGCTGCCAAAGAGTCTGTCTCAGATTGATGTTGCACAGAAAAAATTAAGAT
GTCTCCATGAAGTTTCGATTATCCAGAAAACAGCCAATTTTGAAGCAGCTCTACAAGAAAGTAAAGATGA
TTTTAGATGAAGTGAAGATGCACCTTGCCTGCATTGGAAACAAGAGTGTGGAACAGGAAGTACAGCTC
ACAGCTAAATCATTGTGTGAACCTTGATAAAAAGTCTGAGTGAAGTGAAGTCTGAAGTGGAAATGGTGATA
AAGACTGGACGTGAGATTGTACAGAAAAAGCAGACGGAATCCCAAAGAACTTGTGAAAGAGTAAACAG
CTTTGAAATGCAATATAATGAGCTGGGAGCAAAGGTAACAGAAAAGAAAGCAACAGTTGGAGAAATGCTT
GAAATTTGCCGTAAGATGCGAAAGGAAATGAATGTCTTGACAGAATGGCTGGCAGCTACAGATATGGAA
TTGACAAAAGAGATCAGCAGTTGAAGGAATGCCTAGTAATTTGGATTCTGAAGTTGCCTGGGAAAGGCTA
CTCAAAAAGAGATTGAGAAAACAGAAGGTGCACCTGAAGAGTATCAGAGAGTGGAGAGGCTTAAAAAC
AGTTTTGGCAAGAAGGAGACGTTGGTGAAGATAAACTCAGTCTTCTGAATAGTAACTGGATAGCTGTC
ACCTCCCGAGCAGAAGAGTGGTTAAATCTTTTGTGGAATACCAGAAACACATGGAAACTTTTGACCAGA
ATGTGGACCACATCACAAGTGGATCATTAGGCTGACACACTTTTGGATGAATCAGAGAAAAAGAAACC
CCAGCAAAAAGAAAGAGCTGCTTAAAGCGTTTAAAGGCAGAACTGAATGACATACGCCCAAAGTGGACTCT
ACACGTGACCAAGCAGCAAACTTGTGGCAACCCGGTGAACCTGACAGGAAATAGTAGAGCCCCAAA
TCTCAGAGCTCAACCATCGATTTGCAGCCATTTACACAGAAATTAAGACTGGAAAGGCTCCATTCTTT
GAAGGAATGGAGCAGTTAACTCAGATATACAAAAATGCTTGAACCACTGGAGGCTGAAATTCAGCAG

GGGGTGAATCTGAAAGAGGAAGACTTCAATAAAGATATGAATGAAGACAATGAGGGTACTGTAAAAGAAT
TGTGCAAAGAGGAGACAACCTACAACAAAAGATCACAGATGAGAGAAAGCGAGAGGAAATAAAGATAAA
ACAGCAGCTGTTACAGACAAAACATAATGCTCTCAAGGATTTGAGGTCTCAAAGAAGAAAAAGGCTCTA
GAAATTTCTCATCAGTGGTATCAGTACAAGAGGCGAGGCTGATGATCTCTGAAATGCTTGGATGACATTG
AAAAAAATTAGCCAGCCTACCTGAGCCAGAGATGAAAGGAAAAATAAGGAAATTTGATCGGGAATTGCA
GAAGAAGAAAGAGGAGCTGAATGCAGTGCCTAGGCAAGCTGAGGGCTTGCTGAGGATGGGGCCCAATG
GCAGTGGAGCCAACCTCAGATCCAGCTCAGCAAGCGCTGGCGGAAATTTGAGAGCAAAATTTGCTCAGTTTC
GAAGACTCAACTTTGCACAAAATTCACACTGTCCTGGAAGAACGATGATGGTGACTGAAGACATGGCC
TTTGAAATTTCTTATGTGCCTTCTACTTATTTGACTGAAATCACTCATGTCTCACAAAGCCCTATTAGAA
GTGGAACAACCTTCTCAATGCTCCTGACCTCTGTGCTAAGGACTTTGAAGATCTCTTTAAGCAAGAGGAGT
CTCTGAAGAATATAAAAGATAGTCTACAACAAAGCTCAGGTGGATTGACATTATTCATAGCAAGAAGAC
AGCAGCATTGCAAAGTGCACGCCTGTGGAAAGGGTGAAGCTACAGGAAGCTCTCTCCAGCTTGATTTTC
CAATGGAAAAAGTTAACAAAATGTACAAGGACCGACAAGGGCGATTTGACAGATCTGTTGAGAAATGGC
GGCGTTTTTATTATGATATAAAGATATTTAATCAGTGGCTAACAGAAGCTGAACAGTTTCTCAGAAAGAC
ACAAATTCCTGAGAATTTGGGAACATGCTAAATACAAATGGTATCTTAAGGAACTCCAGGATGGCATTGGG
CAGCGGCAAACTGTTGTGAGAATTTGAATGCAACTGGGGAAGAAATAATTCAGCAATCCTCAAAAACAG
ATGCCAGTATTCTACAGGAAAAATTTGGGAAGCCTGAATCTGCGGTGGCAGGAGGTCTGCAACAGCTGTC
AGACAGAAAAAGAGGCTAGAAGAACAAAAGAATATCTTGTGAGAATTTCAAAGAGATTTAAATGAATTT
GTTTTATGGTTGGAGGAAGCAGATAACATTGCTAGTATCCCACTTGAACCTGGAAAAGAGCAGCAACTAA
AAGAAAAGCTTGAGCAAGTCAAGTTACTGGTGAAGAGTTGCCCTGCGCCAGGGAAATTTCAAACAATT
AAATGAACTGGAGGACCCGTGCTTGTAAAGTCTCCATAAGCCAGAGAGCAAGATAAACTTGAAAAAT
AAGCTCAAGCAGACAAAATCTCCAGTGGATAAAGGTTTCCAGAGCTTTACCTGAGAAAACAAGGAGAAATG
AAGCTCAAAATAAAGACCTTTGGCAGCTTGAAAAAAAGCTTGAAGACCTTGAAGAGCAGTTAAATCATCT
GCTGCTGTGGTTATCTCCTATTAGGAATCAGTTGGAAATTTATAACCAACCAACCAAGAAAGACCATTT
GACGTTACAGGAACTGAAATAGCAGTTCAGCTAAACAACCGGATGTGGAAGAGATTTTGTCTAAAGGGC
AGCATTGTGACAAGGAAAAACCAGCCACTCAGCCAGTGAAGAGGAAGTTAGAAGATCTGAGCTCTGAGTG
GAAGGCGGTAAACCGTTTACTTCAAGAGCTGAGGGCAAAGCAGCCTGACCTAGCTCCTGGACTGACCACT
ATTGGAGCCTCTCCTACTCAGACTGTTACTCTGGTACACAACCTGTGGTTACTAAGGAACTGCCATCT
CCAACTAGAAAATGCCATCTTCTTGTGTTGGAGGTACCTGCTCTGGCAGATTTCAACCGGCTTGAGC
AGAACTTACCAGCTGGCTTTCTCTGCTTGTGATCAAGTTATAAAATCACAGAGGGTGTGGTGGGTGACCTT
GAGGATATCAACGAGATGATCATCAAGCAGAAGGCAACAATGCAGGATTTGGAACAGAGGCGTCCCAGT
TGGAAGAACTCATTACCGCTGCCAAAAATTTGAAAAACAAGACCAGCAATCAAGAGGCTAGAACAAATCAT
TACGGATCGAATTGAAAGAATTCAGAATCAGTGGGATGAAGTACAAGAACACCTTCAGAACCAGGAGCAA
CAGTTGAATGAAATGTTAAAGGATTCAACACAATGGCTGGAAGCTAAGGAAGAAGCTGAGCAGGTCTTAG
GACAGGCCAGAGCCAAGCTTGAGTCATGGAAGGAGGGTCCCTATACAGTATGCAATCCAAAAGAAAAAT
CACAGAAAACCAAGCAGTTGGCCAAAGACCTCCGCCAGTGGCAGACAAATGTAGATGTGGCAAATGACTTG
GCCCTGAACTTCTCCGGGATTTCTGTCAGATGATACCAGAAAAGTCCACATGATAACAGAGAATATCA
ATGCCTCTTGAGAAGCATTATAAAAGGGTGAAGTGAAGGAGGCTGCTTTGGAAGAACTCATAGATT
ACTGCAACAGTTCCTCCCTGGACCTGAAAAAGTTTCTTGCCTGGCTTACAGAAGCTGAAACCAACTGCCAAT
GTCCTACAGGATGCTACCGTAAGGAAAAGGCTCCTAGAAGACTCCAAGGGAGTAAAAGAGCTGATGAAAC
AATGGCAAGACCTCCAAGGTGAAATGAAAGCTCACACAGATGTTTATCACAACCTGGATGAAAACAGCCA
AAAAATCCTGAGATCCCTGGAAGGTTCCGATGATGCAGTCTGTTACAAAGACGTTTGGATAACATGAAC
TTCAAGTGGAGTGAACCTCGAAAAAGTCTCTCAACATTAGGTCCATTTGGAAGCCAGTTCTGACCAGT
GGAAGCGTCTGCACCTTTCTCTGCAGGAACCTCTGGTGTGGCTACAGCTGAAAGATGATGAATTAAGCCG
GCAGGCACCTATTGGAGGCGACTTTCCAGCAGTTCAGAAGCAGAACGATGTACATAGGGCCTTCAAGAGG
GAATTTGAAACTAAAGAACCTGTAATCATGAGTACTCTTGAGACTGTACGAATATTTCTGACAGAGCAGC
CTTTGGAAGGACTAGAGAACTCTACCAGGAGCCAGAGAGCTGCCTCCTGAGGAGAGAGCCAGAAATGT
CACTCGGCTTCTACGAAAGCAGGCTGAGGAGGTCAATACTGAGTGGGAAAAATTTGAACCTGCACTCCGCT
GACTGGCAGAGAAAAATAGATGAGACCTTGAAGACTCCAGGAACTTCAAGAGGCCACGGATGAGCTGG
ACCTCAAGCTGCGCCAAGCTGAGGTGATCAAGGGATCCTGGCAGCCCGTGGGCGATCTCCTCATTGACTC
TCTCAAGATCACCTCGAGAAAATCAAGGCACTTCGAGGAGAAATTTGCGCCTCTGAAAGAGAACGTGAGC
CACGTCATGACCTTGTGCGCAGCTTACCCTTTGGGCATTGAGCTCTACCCTATAACCTCAGCACTC

TGGAAGACCTGAACACCAGATGGAAGCTTCTGCAGGTGGCCGTCGAGGACCGAGTCAGGCAGCTGCATGA
 AGCCACAGGGACTTTGGTCCAGCATCTCAGCACTTTCTTTCCACGTCTGTCCAGGGTCCCTGGGAGAGA
 GCCATCTCGCAAACAAAGTGCCCTACTATCAACCACGAGACTCAAACAATTGCTGGGACCATCCCA
 AAATGACAGAGCTCTACCAGTCTTAGCTGACCTGAATAATGTCAGATTCTCAGTTATAGGACTGCCAT
 GAAACTCCGAAGACTGCAGAAGGCCCTTTGCTTGGATCTCTTGTAGCCTGTGAGCTGCATGTGATGCCTG
 GACCAGACAACCTCAAGCAAAATGACCAGCCCATGGATATCCTGCAGATTATTAATGTATTTGACCACTA
 TTTATGACCGCCTGGAGCAAGAGCACAACAATTTGGTCAACGTCCTCTCTGCTGATGTGTCTGATGA
 CTGGTCTGAATGTTTTATGATACGGGACGAACAGGGAGGATCCGTGTCCTGTCTTTTAAAACTGGC
 ATTTCCCTGTGTAAGACACATTTGGAAGACAAGTACAGATACCTTTTCAAGCAAGTGGAAGTTCACAG
 GATTTTGTGACCAGCGCAGGCTGGGCTCCTTCTGCATGATTCTATCCAAATTCACAGCAGTTGGGTGA
 AGTTGCATCCTTTGGGGCAGTAACATTGAGCCAAGTGTCCGGAGCTGCTTCCAATTTGCTAATAATAAG
 CCAGAGATCGAAGCGGCCCTCTTCTAGACTGGATGAGACTGGAACCCAGTCCATGGTGTGGCTGCCCG
 TCCTGCACAGAGTGGCTGCTGCAGAACTGCCAAGCATCAGGCCAAATGTAACATCTGCAAAGAGTGCC
 AATCATTGGATTACAGTACAGGAGTCTAAAGCACTTTAATTATGACATCTGCCAAAGCTGCTTTTTTCT
 GGTGCGAGTTGCAAAGGCCATAAAATGCACTATCCCATGGTGAATATTGCACTCCGACTACATCAGGAG
 AAGATGTTGAGACTTTGCCAAGTACTAAAAACAATTTGCAACCAAAAGGATTTTTGCGAAGCATCC
 CCGAATGGGCTACCTGCCAGTGCAGACTGTCTTAGAGGGGGACAACATGGAAGTCCCGTTACTCTGATC
 AACTTCTGGCCAGTAGATTCTGCGCCTGCCTCGTCCCCTCAGCTTTCACACGATGATACTCATTACGCA
 TTGAACATTATGCTAGCAGGCTAGCAGAAATGGAAAACAGCAATGGATCTTATCTAAATGATAGCATCTC
 TCCTAATGAGAGCATAGATGATGAACATTTGTTAATCCAGCATTACTGCCAAAGTTTGAACCAGGACTCC
 CCCCTGAGCCAGCCTCGTAGTCTGCCAGATCTTATTCTTAGAGAGTGAGGAAAGAGGGGAGCTAG
 AGAGAACTCAGCAGATCTTGGGAAGAAAACAGGAATCTGCAAGCAGAATATGACCGTCTAAAGCAGCA
 GCACGAACATAAAGGCCGTCCCCTGCTGCGTCCCTCCTGAAATGATGCCCACTCTCCCAGAGTCCC
 CGGGATGCTGAGCTCATTGCTGAGGCCAAGTACTGCGTCAACACAAGGCCCGCTGGAAGCCAGGATGC
 AAATCCTGGAAGACCACAATAAACAGCTGGAGTACAGTTACACAGGCTAAGGCAGCTGCTGGAGCAACC
 CCAGGCAGAGGCCAAAGTGAATGGCACAACGGTGTCTCTCCTTCTACTCTCTACAGAGGTCCGACAGC
 AGTCAGCCTATGCTGCTCCGAGTGGTGGCAGTCAAACCTCGGACTCCATGGGTGAGGAAGATCTTCTCA
 GTCCTCCCAGGACACAAGCACAGGTTAGAGGAGGTGATGGAGCAACTCAACAACCTCTCCCTAGTTC
 AAGAGGAAGAAATACCCCTGGAAGCCAATGAGAGAGGACACAATG

ACGCGTACGCGGCCGCTCGAGCAGAACTCATCTCAGAAGAGGATCTGGCAGCAAATGATATCCTGGATT
 ACAAGGATGACGACGATAAGGTTTAA

Protein Sequence:

>RC216848 representing NM_004010
 Red=Cloning site Green=Tags(s)

MKNIMAGLQQTNSEKILLSWVRQSTRNYPQVNVINFTTSWSDGLALNALIHSRHPDLFDWNSVVCQQSAT
 QRLEHAFNIARYQLGIEKLLDPEDVDTTYDPKKSILMYITSLFQVLPQQVSIEAIEVEMLPRPPKVTKE
 EHFQLHHQMYSQITVSLAQGYERTSSPKPRFKSYAYTQAAYVTTSDPTRSPFSPQHLEAPEDKSFSS
 LMESEVNLDRYQTAL EEVLSWLLSAEDTLQAQGEISNDVEVVKDQFHTHEGYMMDLTAHQGRVGNILQLG
 SKLIGTGKLSSEDEETEVEQEQMNLNLSRWECLRVASMEKQSNLHRVLMDLQNKELNDWLTKTEERTRK
 MEEEPLGPDLEDLKRQVQHKVLQEDLEQEQRVNSLTHMVVVDESSGDHATAALEEQLVKLGDRWANI
 CRWTEDRWVLLQDILLKWQRLTEEQCLFSAWLSEKEDAVNKIHTTGFKDQNEMLSSLQKLAVKADLEKK
 KQSMGKLYSLKQDLLSTLKNKSVTQKTEAWLDFARCWDNLVQKLEKSTAQISQAVTTTQPSLTQTTVME
 TVTTVTTREQILVKHAQEELPPPPQKKRQITVDSEIRKRLDVDITELHSWITRSEAVLQSPFEFAIFRKE
 GNFSDLKEKVNAIEREKA EKFRKLQDASRSAQALVEQMVNEGVNADSIKQASEQLNSRWIEFCQLLSERL
 NWLEYQNNIIAFYNQLQLEQMTTAAENWLKIQPTTTPSEPTAIKSQLKICKDEVNRLSGLQPQIERLKIQ
 STALKEKGQGPMPFLDADFVAFTNHFKVQVSDVQAREKELQTFDTPPMRYQETMSAIRTWVQQSETKLS
 IPQLSVTDYEIMEQRLGELQALQSSLQEQQSGLYYLSTTVKEMSKKAPSEISRKYQSEFEIEEGRWKKLS
 SQLVEHCQKLEEQMNLKRIQNHITLKKWMAEVDVFLKEEWPALGDSEILKKQLKQCRLLVSDIQTIQP
 SLNSVNEGGQKIKNEAEPEFASRLETTELKELNTQWDHMCQQVYARKEALGGLEKTVSLQKDLSEMHEWM
 TQAE EYLERDFEYKTPDELQKAVEEMKRAKEEAQKQKAKVKLLTESVNSVIAQAPPVAQEALKELET
 TTNVQWLCRNLNGKCKTLEEVWACWHELLSYLEKANKWLNVEFEKLTENIPGGAEISEVLDLSENLM

RHSEDNPNQIRILAQTLTDGGVMDELINEELETFNRSRWRELHEEA VRRQKLEEQSIQSAQETEKSLHLIQ
 ESLTFIDKQLAAYIADKVDA AQMPQEAQKIQSDLTSHEISLEEMKKHNQKGEAAQ RVL SQIDVAQKQLQD
 VSMKFRFLFQK PANFEQRLQESKMILDEVKMHLPALETKSVEQEVVQSQLNHCVNLYKSLSEVKSEVEMVI
 KTGRQIVQKKQ TENPKELDERVTALKLHYNELGAKVTERKQQLEKCLKLSRKMRKEMNVLTEWLAATDME
 LTKRS AVEGMP SNLDSEVAWGKATQKEIEKQKVHLKSI TEVGEALKT VLGKKT LVEDKLSLLNSNWIAV
 TSRAE EWLNL LLEYQKHMETF DQNV DHI TWIIQADTL DSEK KKPQQKEDVLRKRLK AELNDIRPKVDS
 TRDQAANLMANRGDHC RKLVEPQISELNHRFAAISHRIK TGKASIP LKELEQFN SDIQK LLEPLEAEIQQ
 GVN LKEEDFNKDMNEDNEGTVKELLQRGDNLQQRITDERKREEIKIKQQLLQTKHNALKDLRSQRRKKAL
 EISHQWYQYKRQADDLLKCLDDIEKKLASLPEPRDERKIKEIDRELQKKKEELNAVRRQA EGLSE DGAAM
 AVEPTQIQLSKRWREIESKFAQFRRLNFAQIHTVREETMMVMTE DMPLEISYVPSTYLTEITHVSQALLE
 VEQLLNAPDLCAKDFEDLFKQEE SLKNIKDSLQSSGRIDI IHSK KTAALQSATPVERVKLEALS QLDF
 QWEKVNKMYKDRQGRFDRSVEKWRRFHYDIKIFNQWL TEAEQFLRKTQIPENWEHAKYKWLKELQDGIG
 QRQTVVRTL NATGEEIIQQSSKTDASILQEKLGS LNLRWQEVCKQLSDRKKRLEE QKNILSEFQRDLNEF
 VLWLEEADNIASIPLEPGKEQQLKEKLEQVKLLVEELPLRQGI LKQLNETGGPVLVSAPISPEEQDKLEN
 KLKQTNLQWIKVSRALPEKQGEIEAQIKDLGQLEKKLEDLEEQLNHL LLLWLSPIRNQLEIYNQPNQEGPF
 DVQETEIAVQAKQPDVEEILSKGQHLYKEKPATQPVKRKLEDLSSEWKAVNRLQLELRAKQPD LAPGLTT
 IGASPTQTVTLVTQP VVTKETAI SKLEMPSSLMLEVPALADFNRAWTELDWLSLLDQV IKSQRVMVGD
 EDINEMI KQKATMQDLEQRRPQLEELITAAQNLKNKTSNQEARTIITDRIERIQNQWDEVEHLQNRQ
 QLNEMLDSTQWLEAKEEAEQVLGQARAKLESWKEGPTYVD AIQK KITETKQLAKDLRQWQTNVDVANDL
 ALKLLRDYSADDTRKVMITENINASWRSIHKRVSEREAAL EETHRL LQQFPLDLEKFLAWL TEAETTAN
 VLQDATRKERLLED SKGVKELMKQWQDLQGEIEAHTDVYHNL DENSQKILRSLEGSDDAVLLQRRLDNMN
 FKWSEL RKKSLNIRSHLEASSDQWKRLHL SLQELLVWLQLK DDEL SRQAPIGGDFPAVQKQNDVHRAFKR
 ELKTKPEVMSTLETVRIFL TEQPLEGLEKL YQEPREL PPEERAQNVTRLLRKQAE EVNTEWEKLNLSHA
 DWQRKIDETLERLQELQEATDEL DLKLRQAEVIKGSWQPVGDLLIDSLQDHLEKVKALRGEIAPLKENVS
 HVNDLARQLTTLGIQLSPYNLSTLEDLNTRWKL LQVAVEDRVRQLHEAHRDFGPASQHF LSTSVQGPWER
 AISPKNV PYYINHETQTTCDWHPKMT ELYQSLADLNNVRF SAYRTAMKLRRLQKALCLDLLSLSAACDAL
 DQHNLKQNDQPM DILQIINCLTTIYDRLEQEHN NLVNVPLCVDMLNWL LNVDYDTGRTGRIRVLSFKTGI
 ISLCKAHLEDKYRYL FKQVASSTGFCQRRLLGLLHDSIQIPRQLGEVASFGGSNI EPSVRSCFQFANNK
 PEIEAALFLDWMRLEPQSMVWLPVLRVAAAETAKHQAKNICKECPIIGFRYRSLKHFNYDICQSCFFS
 GRVAKGHKMHYPMVEYCTPTTSGEDVRDFAKV LKNKFR TKRYFAKHPRMGYLPVQTVLEGDNMETPVTLI
 NFWPVDSAPASSPQLSHDDTHSRIEHYASRLAEMENSNGSYLND SI SPNESIDDEHLLIQHYCQSLNQDS
 PLSQPRSPAQILISLESEERGELERILADLEEENRNLQAEYDRLKQHEHKGLSPLPSPPEMMP TSPQSP
 RDAELIAEAKLLRQHKGRLEARMQI LEDHNKQLESQ LHRRLRQLLEQPQAEAKVNGTTVSSPSTSLQRSDS
 SQPMLLRVVGSTSDSMGEEDLLSPPQDTSTGLEEVMEQLNNSFPSSRGRNTPGKPMREDTM

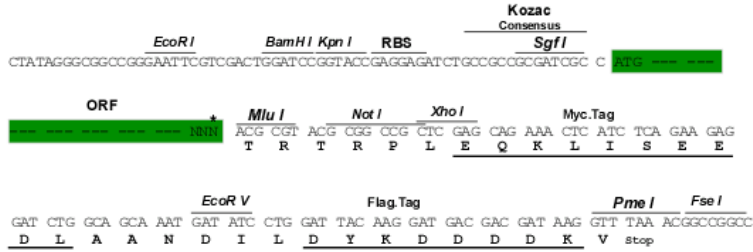
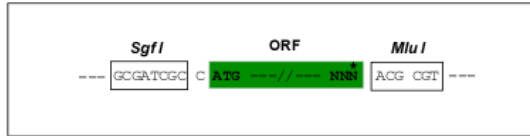
TRTRPLEQKLI SEEDLAANDILDYKDDDDKV

Restriction Sites:

SgfI-MluI

Cloning Scheme:

Cloning sites used for ORF Shuttling:



* The last codon before the Stop codon of the ORF

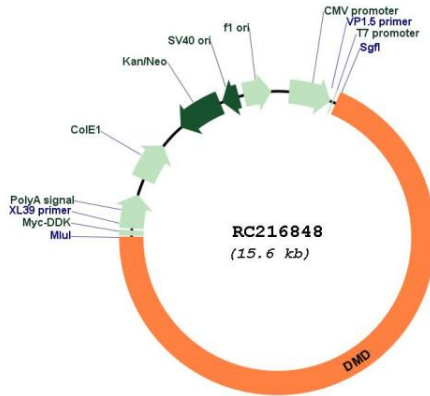
ACCN: NM_004010
 ORF Size: 10686 bp

OTI Disclaimer:	<p>Due to the inherent nature of this plasmid, standard methods to replicate additional amounts of DNA in E. coli are highly likely to result in mutations and/or rearrangements. Therefore, OriGene does not guarantee the capability to replicate this plasmid DNA. Additional amounts of DNA can be purchased from OriGene with batch-specific, full-sequence verification at a reduced cost. Please contact our customer care team at custsupport@origene.com or by calling 301.340.3188 option 3 for pricing and delivery.</p> <p>The molecular sequence of this clone aligns with the gene accession number as a point of reference only. However, individual transcript sequences of the same gene can differ through naturally occurring variations (e.g. polymorphisms), each with its own valid existence. This clone is substantially in agreement with the reference, but a complete review of all prevailing variants is recommended prior to use. More info</p>
OTI Annotation:	This clone was engineered to express the complete ORF with an expression tag. Expression varies depending on the nature of the gene.
Components:	The ORF clone is ion-exchange column purified and shipped in a 2D barcoded Matrix tube containing 10ug of transfection-ready, dried plasmid DNA (reconstitute with 100 ul of water).
Reconstitution Method:	<ol style="list-style-type: none"> 1. Centrifuge at 5,000xg for 5min. 2. Carefully open the tube and add 100ul of sterile water to dissolve the DNA. 3. Close the tube and incubate for 10 minutes at room temperature. 4. Briefly vortex the tube and then do a quick spin (less than 5000xg) to concentrate the liquid at the bottom. 5. Store the suspended plasmid at -20°C. The DNA is stable for at least one year from date of shipping when stored at -20°C.
Note:	Plasmids are not sterile. For experiments where strict sterility is required, filtration with 0.22um filter is required.
RefSeq:	NM_004010.3 , NP_004001.1
RefSeq Size:	14083 bp
RefSeq ORF:	10689 bp
Locus ID:	1756
UniProt ID:	P11532
Cytogenetics:	Xp21.2-p21.1
Protein Pathways:	Arrhythmogenic right ventricular cardiomyopathy (ARVC), Dilated cardiomyopathy, Hypertrophic cardiomyopathy (HCM), Viral myocarditis
MW:	412.4 kDa

Gene Summary:

This gene spans a genomic range of greater than 2 Mb and encodes a large protein containing an N-terminal actin-binding domain and multiple spectrin repeats. The encoded protein forms a component of the dystrophin-glycoprotein complex (DGC), which bridges the inner cytoskeleton and the extracellular matrix. Deletions, duplications, and point mutations at this gene locus may cause Duchenne muscular dystrophy (DMD), Becker muscular dystrophy (BMD), or cardiomyopathy. Alternative promoter usage and alternative splicing result in numerous distinct transcript variants and protein isoforms for this gene. [provided by RefSeq, Dec 2016]

Product images:



Circular map for RC216848