

Product datasheet for **RC216820**

OS9 (NM_001017958) Human Tagged ORF Clone

Product data:

Product Type:	Expression Plasmids
Product Name:	OS9 (NM_001017958) Human Tagged ORF Clone
Tag:	Myc-DDK
Symbol:	OS9
Synonyms:	ERLEC2; OS-9
Mammalian Cell Selection:	Neomycin
Vector:	pCMV6-Entry (PS100001)
E. coli Selection:	Kanamycin (25 ug/mL)



[View online »](#)

**ORF Nucleotide
Sequence:**

>RC216820 representing NM_001017958
 Red=Cloning site Blue=ORF Green=Tags(s)

TTTTGTAATACGACTCACTATAGGGCGGCCGGGAATTCGTCGACTGGATCCGGTACCGAGGAGATCTGCC
 GCC**CGATCGCC**

ATGGCGCGGAAACGCTGCTGTCCAGTTTGTAGGACTGTGCTTCTGGGACTCCTGTTACCCGCAAGTC
 TGACCGCGGTGTCGGGAGCCTGAACCTGGAGGAGCTGAGTGAGATGCGTTATGGATCGAGATCCTGCC
 GTTGCCTGTCATGGGAGGCAGAGCCAATCTCGGACGTGGTGATTGTCTCCTCTAAGTACAAACAGCGC
 TATGAGTGTGCGCTGCCAGCTGGAGCTATTCACTTCCAGCGTGAAAGGGAGGAGAAACACCTGCTTACC
 AAGGGCCTGGGATCCCTGAGTTGTTGAGCCAATGAGAGATGCTCCCTGCTTGTGAAGACAAAGGACTG
 GTGGACATATGAATTCTGTTATGGACGCCACATCCAGCAATACCACATGGAAGATTAGAGATCAAAGGT
 GAAGTCTCTATCTCGGCTACTACCAATCAGCCTTCGACTGGGATGATGAAACAGCCAAGGCTCCAAGC
 AGCATCGTCTTAAACGCTACCACAGCCAGACCTATGGCAATGGTCCAAGTGCACCTTAATGGGAGGCC
 CCGGGAGGCCGAGTTTCGGTTCCTCTGTGACGAGGGTGCAGGTATCTCTGGGACTACATCGATCGCGTG
 GACGAGCCCTTGTCTGCTTATGTGCTGACCATTTCGACTCCTCGGCTCTGCCCCACCTCTCTCTCC
 GGCCCCACCCAGTGCTGCACCGCAGGCCATCCTCTGTCACCCCTCCCTACAGCTGAGGAGTACATGGC
 CTACGTTTACAGAGCAAGCCGACTCAAAGCAGTATGGAGATAAAATCATAGAGGAGCTGCAAGATCTAGGC
 CCCAAGTGTGGAGTGAGACCAAGTCTGGGGTGGCACCCAAAAGATGGCAGGTGCGAGCCCGACCAAGG
 ATGACAGTAAGGACTCAGATTTCTGGAAGATGCTTAATGAGCCAGAGGACCAGGCCCCAGGAGGGGAGGA
 GGTGCCGCTGAGGAGCAGGACCAAGCCCTGAGGCAGCAGATTCAGCTTCTGGTCTCCAATGATTTT
 CAGAACAACGTGCAGGTCAAAGTCATTCGAAGCCCTGCGGATTTGATTGATTATAGAGGAGCTGAAAG
 GTGGAACAAAAAGGGGAAGCCAATATAGGCCAAGAGCAGCCTGTGGATGATGCTGCAGAAGTCCCTCA
 GAGGGAACAGAGAAGGAAGGGGTGATCCAGAACGGCAGAGAGAGATGGAAGAAGAGGAGGATGAGGAT
 GAGGATGAGGATGAAGATGAGGATGAACGGCAGTTACTGGGAGAATTTGGAAGGAACTGGAAGGGATCC
 TGCTTCCGTGAGACCGAGACCGGCTCCGTTTCGGAGACAGAGAAAGAGCTGGACCCAGATGGGCTGAAGAA
 GGAGTCAGAGCGGGATCGGGCAATGCTGGCTCTCACATCCACTCTCAACAAACTCATCAAAGACTGGAG
 GAAAAACAGAGTCCAGAGCTGGTGAAGAAGCACAAGAAAAAGAGGGTTGCCCCAAAAGCCTCCCCAT
 CACCCCAACTACAGAGGAGGATCCTGAGCACAGAGTCCGGTCCGGGTACCAAGCTCCGTCTCGGAGG
 CCCTAATCAGGATCTGACTGTCTCGAGATGAAACGGGAAAACCCACAGCTGAAACAAATCGAGGGGCTG
 GTGAAGGAGCTGTGGAGAGGGAGGACTCACAGCTGCAGGGAAAATTGAGATCAAATTTGTCGCCCAT
 GGGCTGAAGGGACTGAAGAGGGTGCACGTTGGCTGACTGATGAGGACACGAGAAACCTCAAGGAGATCTT
 CTTCAATATCTTGGTCCCGGGAGCTGAAGAGGCCAGAAAGGACCCAGCGGCAGAAAGAGCTGGAGAGC
 AATTACCGCCGGGTGTGGGGCTCTCAGGTTGGGAGGGCACAGGGGACCTGGACGAATTTGACTTC

ACGCGTACGCGGCCGCTCGAGCAGAAACTCATCTCAGAAGAGGATCTGGCAGCAATGATATCCTGGATT
 ACAAGGATGACGACGATAAGGTTTAA

Reconstitution Method:

1. Centrifuge at 5,000xg for 5min.
2. Carefully open the tube and add 100ul of sterile water to dissolve the DNA.
3. Close the tube and incubate for 10 minutes at room temperature.
4. Briefly vortex the tube and then do a quick spin (less than 5000xg) to concentrate the liquid at the bottom.
5. Store the suspended plasmid at -20°C. The DNA is stable for at least one year from date of shipping when stored at -20°C.

RefSeq: [NM_001017958.2](#), [NP_001017958.1](#)

RefSeq Size: 2676 bp

RefSeq ORF: 1959 bp

Locus ID: 10956

UniProt ID: [Q13438](#)

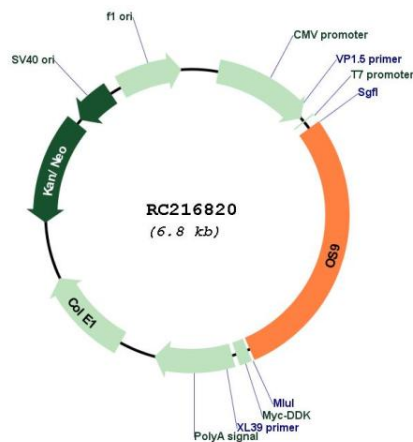
Cytogenetics: 12q13.3-q14.1

Protein Families: Transmembrane

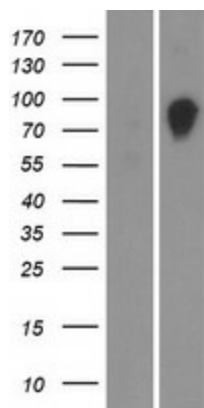
MW: 73.82 kDa

Gene Summary: This gene encodes a protein that is highly expressed in osteosarcomas. This protein binds to the hypoxia-inducible factor 1 (HIF-1), a key regulator of the hypoxic response and angiogenesis, and promotes the degradation of one of its subunits. Alternate transcriptional splice variants, encoding different isoforms, have been characterized. [provided by RefSeq, Jul 2008]

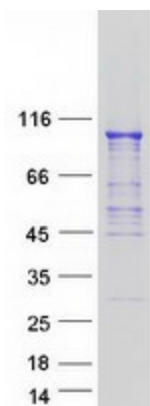
Product images:



Circular map for RC216820



Western blot validation of overexpression lysate (Cat# [LY422763]) using anti-DDK antibody (Cat# [TA50011-100]). Left: Cell lysates from untransfected HEK293T cells; Right: Cell lysates from HEK293T cells transfected with RC216820 using transfection reagent MegaTran 2.0 (Cat# [TT210002]).



Coomassie blue staining of purified OS9 protein (Cat# [TP316820]). The protein was produced from HEK293T cells transfected with OS9 cDNA clone (Cat# RC216820) using MegaTran 2.0 (Cat# [TT210002]).