OriGene Technologies, Inc.
9620 Medical Center Drive, Ste 200
Rockville, MD 20850, US
Phone: +1-888-267-4436
https://www.origene.com
techsupport@origene.com
EU: info-de@origene.com
CN: techsupport@origene.cn

Product datasheet for RC216676

Epsin 2 (EPN2) (NM_001102664) Human Tagged ORF Clone

Product data:

Product Type:	Expression Plasmids
Product Name:	Epsin 2 (EPN2) (NM_001102664) Human Tagged ORF Clone
Tag:	Myc-DDK
Symbol:	Epsin 2
Synonyms:	EHB21
Mammalian Cell Selection:	Neomycin
Vector:	pCMV6-Entry (PS100001)
E. coli Selection:	Kanamycin (25 ug/mL)

View online »

This product is to be used for laboratory only. Not for diagnostic or therapeutic use.
©2023 OriGene Technologies, Inc., 9620 Medical Center Drive, Ste 200, Rockville, MD 20850, US

ORF Nucleotide Sequence:

>RC216676 representing NM_001102664
Red=Cloning site Blue=ORF Green=Tags(s)

TTTTGTAATACGACTCACTATAGGGCGGCCGGGAATTCGTCGACTGGATCCGGTACCGAGGAGATCTGCC
GCCGCGATCGCC

ATGACGACTTCGTCTATCAGACGGCAGATGAAAAACATCGTGAACAATTACTCAGAGGCAGAAATCAAAG
TCCGGGAAGCCACCTCCAATGACCCGTGGGGCCCGTCCAGTTCTCTGATGACCGAGATTGCCGACCTGAC
CTACAACGTGGTGGCCTTCTCGGAGATCATGAGCATGGTGTGGAAGCGGCTGAATGACCATGGCAAGAAC
TGGCGGCATGTGTACAAGGCGCTGACCCTGCTGGACTACCTCATCAAGACAGGCTCCGAACGTGTGGCCC
AGCAGTGCCGGGAGAACATCTTCGCCATCCAGACCCTGAAGGACTTCCAGTACATTGACCGAGATGGCAA
GGACCAGGGCATCAATGTGCGTGAGAAGTCAAAGCAACTGGTGGCTCTCCTCAAGGACGAGGAACGGTTG
AAGGCTGAGAGGGCCCAGGCTCTCAAAACCAAAGAGCGCATGGCCCAGGTTGCCACTGGCATGGGCAGCA
ACCAGATCACCTTTGGGCGAGGCTCCAGCCAGCCCAACCTCTCCACCAGCCACTCGGAGCAGGAGTATGG
CAAGGCCGGGGGCTCCCCGGCCTCCTACCATGGCTCCACCTCCCCGCGAGTGTCCTCCGAGCTGGAGCAA
GCCCGGCCCCAGACTAGTGGAGAAGAGGAGCTTCAGCTGCAGCTGGCACTTGCCATGAGCAGAGAAGTGG
CTGAGCAGGAAGAACGCCTCAGGCGGGGTGATGACCTCAGATTACAGATGGCCCTGGAAGAAAGCCGAAG
GGACACAGTTAAAATTCCAAAAAAGAAAGAGCATGGCTCTCTCCCACAGCAGACTACGCTGTTGGATTTA
ATGGATGCTCTCCCCAGCTCGGGCCCCGCGGCCCAGAAAGCAGAGCCCTGGGGCCCGTCAGCCTCCACTA
ACCAGACCAACCCCTGGGGCGGGCCAGCGGCTCCTGCGAGTACTTCAGACCCCTGGCCATCGTTTGGTAC
CAAGCCAGCTGCCTCCATTGACCCATGGGGGGTGCCCACTGGAGCCACCGCACAATCTGTCCCCAAGAAC
TCGGACCCCTGGGCAGCTTCACAGCAGCCTGCCTCCAGTGCTGGGAAAAGAGCTTCTGACGCGTGGGGCG
CAGTCTCCACCACCAAGCCCGTGTCTGTCTCTGGGTCCTTTGAGCTCTTCAGTAATCTGAATGGTACAAT
TAAAGATGACTTTTCTGAATTTGACAACCTTCGGACTTCAAAAAAAACAGCCGAATCTGTGACCTCTCTG
CCATCCCAAAACAATGGAACTACCAGCCCTGACCCCTTTGAGTCTCAACCCCTGACTGTCGCCTCAAGCA
AGCCCAGCAGTGCCCGGAAAACACCTGAGTCCTTCCTGGGCCCCAACGCGGCCCTGGTGAACCTGGACTC
ACTGGTGACCAGGCCTGCCCCACCAGCCCAGTCCCTCAACCCTTTCCTGGCACCAGGTGCTCCCGCCACC
TCGGCCCCTGTTAACCCTTTCCAGGTGAACCAGCCCCAGCCGCTGACACTGAACCAGCTTCGGGGGAGCC
CAGTCCTGGGGACCAGCACATCCTTTGGGCCTGGCCCAGGAGTGGAGTCCATGGCTGTGGCCTCGATGAC
CTCCGCGGCCCCACAGCCAGCTCTGGGGGCCACTGGTTCCTCTCTGACACCACTGGGCCCTGCAATGATG
AACATGGTGGGCAGTGTGGGTATACCCCCATCAGCAGCCCAGGCCACTGGCACAACCAACCCTTTCCTTC
TC

AGCGGACCGACGCGTACGCGGCCGCTCGAGCAGAAACTCATCTCAGAAGAGGATCTGGCAGCAAATGATATCC
TGGATTACAAGGATGACGACGATAAGGTTTAA

Protein Sequence:

>RC216676 representing NM_001102664
Red=Cloning site Green=Tags(s)

MTTSSIRRQMKNIVNNYSEAEIKVREATSNDPWGPSSSLMTEIADLTYNVVAFSEIMSMVWKRLNDHGKN
WRHVYKALTLLDYLIKTGSERVAQQCRENIFAIQTLKDFQYIDRDGKDQGINVREKSKQLVALLKDEERL
KAERAQALKTKERMAQVATGMGSNQITFGRGSSQPNLSTSHSEQEYGKAGGSPASYHGSTSPRVSSELEQ
ARPQTSGEEELQLQLALAMSREVAEQEERLRRGDDLRLQMALEESRRDTVKIPKKKEHGSLPQQTTLLDL
MDALPSSGPAAQKAEPWGPSASTNQTNPWGGPAAPASTSDPWPSFGTKPAASIDPWGVPTGATAQSVPKN
SDPWAASQQPASSAGKRASDAWGAVSTTKPVSVSGSFELFSNLNGTIKDDFSEFDNLRTSKKTAESVTSL
PSQNNGTTSPDPFESQPLTVASSKPSSARKTPESFLGPNAALVNLDSLVTRPAPPAQSLNPFLAPGAPAT
SAPVNPFQVNQPQPLTLNQLRGSPVLGTSTSFGPGPGVESMAVASMTSAAPQPALGATGSSLTPLGPAMM
NMVGSVGIPPSAAQATGTTNPFLL

SGPTRTRRLEQKLISEEDLAANDILDYKDDDDKV

Chromatograms: https://cdn.origene.com/chromatograms/ja1629_b12.zip

This product is to be used for laboratory only. Not for diagnostic or therapeutic use.
©2023 OriGene Technologies, Inc., 9620 Medical Center Drive, Ste 200, Rockville, MD 20850, US

Restriction Sites: SgfI-RsrII

Cloning Scheme:

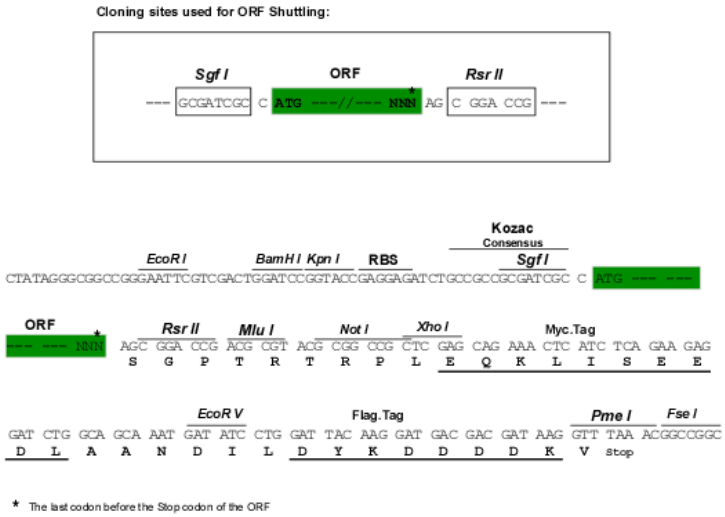

ACCN: NM_001102664

ORF Size: 1752 bp

OTI Disclaimer: The molecular sequence of this clone aligns with the gene accession number as a point of reference only. However, individual transcript sequences of the same gene can differ through naturally occurring variations (e.g. polymorphisms), each with its own valid existence. This clone is substantially in agreement with the reference, but a complete review of all prevailing variants is recommended prior to use. More info

OTI Annotation: This clone was engineered to express the complete ORF with an expression tag. Expression varies depending on the nature of the gene.

Components: The ORF clone is ion-exchange column purified and shipped in a 2D barcoded Matrix tube containing 10ug of transfection-ready, dried plasmid DNA (reconstitute with 100 ul of water).

Reconstitution Method:
1. Centrifuge at 5,000xg for 5min.
2. Carefully open the tube and add 100ul of sterile water to dissolve the DNA.
3. Close the tube and incubate for 10 minutes at room temperature.
4. Briefly vortex the tube and then do a quick spin (less than 5000xg) to concentrate the liquid at the bottom.
5. Store the suspended plasmid at -20°C. The DNA is stable for at least one year from date of shipping when stored at -20°C.

RefSeq Size: 3776 bp

RefSeq ORF: 1071 bp

Locus ID: 22905

UniProt ID: O95208

This product is to be used for laboratory only. Not for diagnostic or therapeutic use.
©2023 OriGene Technologies, Inc., 9620 Medical Center Drive, Ste 200, Rockville, MD 20850, US

Cytogenetics: 17p11.2

Protein Pathways: Endocytosis

MW: 62.27 kDa

Gene Summary: This gene encodes a protein which interacts with clathrin and adaptor-related protein complex 2, alpha 1 subunit. The protein is found in a brain-derived clathrin-coated vesicle fraction and localizes to the peri-Golgi region and the cell periphery. The protein is thought to be involved in clathrin-mediated endocytosis. Alternate splicing of this gene results in multiple transcript variants encoding different isoforms. [provided by RefSeq, Jul 2008]

Product images:

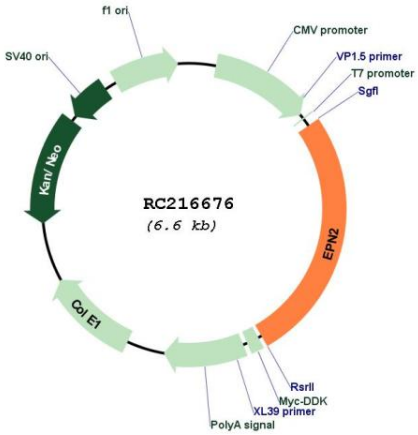

Circular map for RC216676

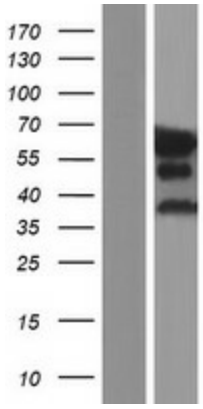

Western blot validation of overexpression lysate (Cat# [LY420185]) using anti-DDK antibody (Cat# [TA50011-100]). Left: Cell lysates from un-transfected HEK293T cells; Right: Cell lysates from HEK293T cells transfected with RC216676 using transfection reagent MegaTran 2.0 (Cat# [TT210002]).

This product is to be used for laboratory only. Not for diagnostic or therapeutic use.
©2023 OriGene Technologies, Inc., 9620 Medical Center Drive, Ste 200, Rockville, MD 20850, US