

## Product datasheet for **RC216291**

### PKIB (NM\_181794) Human Tagged ORF Clone

#### Product data:

Product Type: Expression Plasmids  
Product Name: PKIB (NM\_181794) Human Tagged ORF Clone

Tag: Myc-DDK

Symbol: PKIB

Synonyms: PRKACN2

Mammalian Cell Selection: Neomycin

Vector: pCMV6-Entry (PS100001)

E. coli Selection: Kanamycin (25 ug/mL)

ORF Nucleotide Sequence: >RC216291 ORF sequence  
Red=Cloning site Blue=ORF Green=Tags(s)

TTTTGTAATACGACTCACTATAGGGCGGCCGGAATTCGTCGACTGGATCCGGTACCGAGGAGATCTGCC  
GCC**CGATCGCC**

ATGAGGACAGATTCATCAAAAATGACTGACGTGGAGTCTGGGGTCGCCAATTTTGCATCTTCAGCAAGGG  
CAGGCCCGCGAATGCCTTACCAGACATCCAGAGTTCAGTCCACAGACGGAACCTCAGATTTGCCCT  
CAAAGTGGAGGCTCTCCGTGAAGGAAGATGCAAAAGAGAAAGATGAAAAACAACACAAGACCAATTG  
GAAAAGCCTCAAATGAAGAAAA

**ACGCGT**ACGCGGCCGCTCGAGCAGAAACTCATCTCAGAAGAGGATCTGGCAGCAAATGATATCCTGGATT  
ACAAGGATGACGACGATAAGGTTTAA

Protein Sequence: >RC216291 protein sequence  
Red=Cloning site Green=Tags(s)  
MRTDSSKMTDVESGVANFASSARAGRNRALPDIQSSAATDGTSDLPLKLEALSVKEDAKEKDEKTTQDQL  
EKPQNEEK

**TRTRPLEQKLISEEDLAANDILDYKDDDDKV**

Chromatograms: [https://cdn.origene.com/chromatograms/mk6550\\_a05.zip](https://cdn.origene.com/chromatograms/mk6550_a05.zip)

Restriction Sites: Sgfl-MluI



[View online »](#)

**Cloning Scheme:**


**ACCN:** NM\_181794

**ORF Size:** 234 bp

**OTI Disclaimer:** The molecular sequence of this clone aligns with the gene accession number as a point of reference only. However, individual transcript sequences of the same gene can differ through naturally occurring variations (e.g. polymorphisms), each with its own valid existence. This clone is substantially in agreement with the reference, but a complete review of all prevailing variants is recommended prior to use. [More info](#)

**OTI Annotation:** This clone was engineered to express the complete ORF with an expression tag. Expression varies depending on the nature of the gene.

**Components:** The ORF clone is ion-exchange column purified and shipped in a 2D barcoded Matrix tube containing 10ug of transfection-ready, dried plasmid DNA (reconstitute with 100 ul of water).

- Reconstitution Method:**
1. Centrifuge at 5,000xg for 5min.
  2. Carefully open the tube and add 100ul of sterile water to dissolve the DNA.
  3. Close the tube and incubate for 10 minutes at room temperature.
  4. Briefly vortex the tube and then do a quick spin (less than 5000xg) to concentrate the liquid at the bottom.
  5. Store the suspended plasmid at -20°C. The DNA is stable for at least one year from date of shipping when stored at -20°C.

**RefSeq:** [NM\\_181794.2](#), [NP\\_861459.1](#)

**RefSeq Size:** 1892 bp

**RefSeq ORF:** 237 bp

**Locus ID:** 5570

UniProt ID: [Q9C010](#)

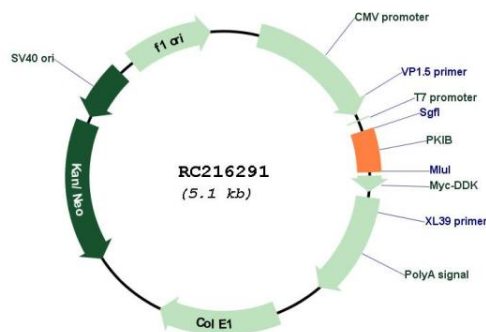
Cytogenetics: 6q22.31

Protein Families: Druggable Genome


MW: 8.5 kDa

**Gene Summary:** This gene encodes a member of the cAMP-dependent protein kinase inhibitor family. The encoded protein may play a role in the protein kinase A (PKA) pathway by interacting with the catalytic subunit of PKA, and overexpression of this gene may play a role in prostate cancer. Alternatively spliced transcript variants encoding multiple isoforms have been observed for this gene. [provided by RefSeq, Jul 2012]


### Product images:



Circular map for RC216291



Western blot validation of overexpression lysate (Cat# [LY405587]) using anti-DDK antibody (Cat# [TA50011-100]). Left: Cell lysates from untransfected HEK293T cells; Right: Cell lysates from HEK293T cells transfected with RC216291 using transfection reagent MegaTran 2.0 (Cat# [TT210002]).



Coomassie blue staining of purified PKIB protein (Cat# [TP316291]). The protein was produced from HEK293T cells transfected with PKIB cDNA clone (Cat# RC216291) using MegaTran 2.0 (Cat# [TT210002]).