

Product datasheet for RC216259

NMNAT2 (NM_015039) Human Tagged ORF Clone

Product data:

Product Type:	Expression Plasmids
Product Name:	NMNAT2 (NM_015039) Human Tagged ORF Clone
Tag:	Myc-DDK
Symbol:	NMNAT2
Synonyms:	C1orf15; PNAT2
Mammalian Cell Selection:	Neomycin
Vector:	pCMV6-Entry (PS100001)
E. coli Selection:	Kanamycin (25 ug/mL)
ORF Nucleotide Sequence:	>RC216259 representing NM_015039 Red=Cloning site Blue=ORF Green=Tags(s)

TTTTGTAATACGACTCACTATAGGGCGCCGGGAATTCGTCGACTGGATCCGGTACCGAGGAGATCTGCC
GCC**CGATCGCC**

ATGACCGAGACCACCAAGACCCACGTTATCTTGCTCGCCTGCGGCAGCTTCAATCCCATACCCAAAGGGC
ACATTCAGATGTTTGAAGAGCCAGGGATTATCTGCACAAAACCTGGAAGTTTATTGTGATTGGCGGGAT
TGTCTCCCCTGTCCAGACTCCTATGGAAAACAGGGCCTCGTGTCAAGCCGGCACCGTCTCATCATGTGT
CAGCTGGCCGTCCAGAATTCTGATTGGATCAGGGTGGACCCTTGGGAGTGCTACCAGGACACCTGGCAGA
CGACCTGCAGCGTGTGGAAACACCACCGGGACCTCATGAAGAGGGTGACTGGCTGCATCCTCTCCAATGT
CAACACACCTTCCATGACACCTGTGATCGGACAGCCACAAAACGAGACCCCCAGCCATTACCAGAAC
AGCAACGTGGCCACCAAGCCCACTGCAGCCAAGATCTTGGGGAAGGTGGGAGAAAAGCCTCAGCCGGATCT
GCTGTGTCGCCCCGCGGTGGAGCGTTTACCTTTGTAGATGAGAATGCCAATCTGGGCACGGTGATGCG
GTATGAAGAGATTGAGCTACGGATCCTGCTGCTGTGTGGTAGTGACCTGCTGGAGTCTTCTGCATCCCA
GGGCTCTGGAACGAGGCAGATATGGAGGTGATTGTTGGTGACTTTGGGATTGTGGTGGTCCCCGGGATG
CAGCCGACACAGACCGAATCATGAATCACTCCTCAATACTCCGCAATAACAAAACAACATCATGGTGGT
GAAGGATGACATCAACCATCCCATGTCTGTTGTGTCAGCTCAACCAAGAGCAGGCTGGCCCTGCAGCATGGG
GACGGCCATGTTGTGGATTACCTGTCCCAGCCGGTCATCGACTACATCCTCAAAGCCAGCTGTACATCA
ATGCCTCCGGC

ACGCGTACGCGGCCGCTCGAGCAGAAAACCTCATCTCAGAAGAGGATCTGGCAGCAATGATATCCTGGATT
ACAAGGATGACGACGATAAGGTTTAA



[View online »](#)

Protein Sequence: >RC216259 representing NM_015039
Red=Cloning site Green=Tags(s)

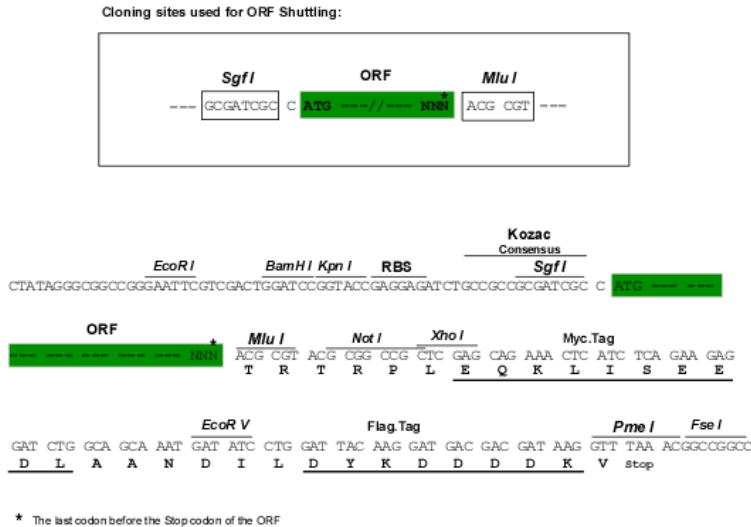
MTETTKTHVILLACGSFNPIKGGHIQMFERARDYLHKTGRFIVIGGIVSPVHDSYGKQGLVSSRHRLIMC
 QLAVQNSDWIRVDPWECYQDTWQTTCSVLEHHRDLMKRVGTGILSNVNTPSMTPVIGQPQNETPQPIYQN
 SNVATKPTAAKILGKVGESLSRICCVRPVVERFTFVDENANLGTVMRYEEIELRILLCCGSDLLESFCIP
 GLWNEADMEVIVGDFGI VVVPRDAADTRIMNHSSILRKYKNNIMVVKDDINHPMSVSVSSTKSRLALQHG
 DGHVVVDYLSQPVIDYILKSQLYINASG

TRTRPLEQKLISEEDLAANDILDYKDDDDKV

Chromatograms: https://cdn.origene.com/chromatograms/mk8051_h07.zip

Restriction Sites: SgfI-MluI

Cloning Scheme:



ACCN: NM_015039

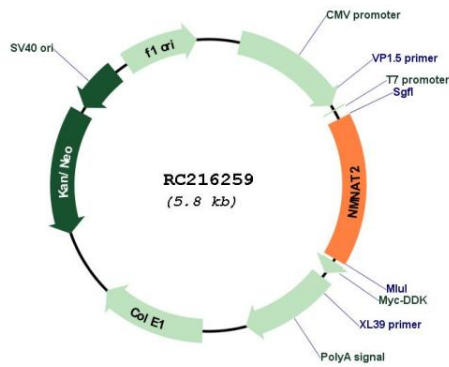
ORF Size: 921 bp

OTI Disclaimer: Due to the inherent nature of this plasmid, standard methods to replicate additional amounts of DNA in E. coli are highly likely to result in mutations and/or rearrangements. Therefore, OriGene does not guarantee the capability to replicate this plasmid DNA. Additional amounts of DNA can be purchased from OriGene with batch-specific, full-sequence verification at a reduced cost. Please contact our customer care team at custsupport@origene.com or by calling 301.340.3188 option 3 for pricing and delivery.

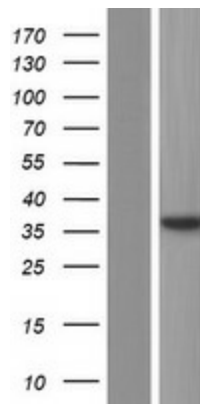
The molecular sequence of this clone aligns with the gene accession number as a point of reference only. However, individual transcript sequences of the same gene can differ through naturally occurring variations (e.g. polymorphisms), each with its own valid existence. This clone is substantially in agreement with the reference, but a complete review of all prevailing variants is recommended prior to use. [More info](#)

OTI Annotation:	This clone was engineered to express the complete ORF with an expression tag. Expression varies depending on the nature of the gene.
Components:	The ORF clone is ion-exchange column purified and shipped in a 2D barcoded Matrix tube containing 10ug of transfection-ready, dried plasmid DNA (reconstitute with 100 ul of water).
Reconstitution Method:	<ol style="list-style-type: none">1. Centrifuge at 5,000xg for 5min.2. Carefully open the tube and add 100ul of sterile water to dissolve the DNA.3. Close the tube and incubate for 10 minutes at room temperature.4. Briefly vortex the tube and then do a quick spin (less than 5000xg) to concentrate the liquid at the bottom.5. Store the suspended plasmid at -20°C. The DNA is stable for at least one year from date of shipping when stored at -20°C.
RefSeq:	NM_015039.4
RefSeq Size:	5680 bp
RefSeq ORF:	924 bp
Locus ID:	23057
UniProt ID:	Q9BZQ4
Cytogenetics:	1q25.3
Domains:	CTP_transf_2
Protein Pathways:	Metabolic pathways, Nicotinate and nicotinamide metabolism
MW:	34.3 kDa
Gene Summary:	This gene product belongs to the nicotinamide mononucleotide adenylyltransferase (NMNAT) enzyme family, members of which catalyze an essential step in NAD (NADP) biosynthetic pathway. Unlike the other human family member, which is localized to the nucleus, and is ubiquitously expressed; this enzyme is cytoplasmic, and is predominantly expressed in the brain. Two transcript variants encoding different isoforms have been found for this gene. [provided by RefSeq, Jul 2008]

Product images:



Circular map for RC216259



Western blot validation of overexpression lysate (Cat# [LY414841]) using anti-DDK antibody (Cat# [TA50011-100]). Left: Cell lysates from untransfected HEK293T cells; Right: Cell lysates from HEK293T cells transfected with RC216259 using transfection reagent MegaTran 2.0 (Cat# [TT210002]).