

Product datasheet for **RC216173**

DEFB121 (NM_001011878) Human Tagged ORF Clone

Product data:

Product Type: Expression Plasmids
Product Name: DEFB121 (NM_001011878) Human Tagged ORF Clone
Tag: Myc-DDK
Symbol: DEFB121
Synonyms: DEFB21; ESC42RELC
Mammalian Cell Selection: Neomycin
Vector: pCMV6-Entry (PS100001)
E. coli Selection: Kanamycin (25 ug/mL)
ORF Nucleotide Sequence: >RC216173 ORF sequence
Red=Cloning site Blue=ORF Green=Tags(s)

TTTTGTAATACGACTCACTATAGGGCGGCCGGAATTCGTCGACTGGATCCGGTACCGAGGAGATCTGCC
GCC**CGATCGCC**

ATGAAGCTCCTTCTTCTGCTTTTGACTGTTACTCTGCTCCTGGCCAGGTCACCCAGTCATGAAATGTT
GGGGCAAGTCAGGCAGGTGCAGAACACATGTAAGAAAGTGAAGTATACTATATATTATGCAAACTGA
GGCTAAGTGTGTGGATCCCAAGTATGTACCTGTAACAAAATTAACAGACACAAATACAAGCCTG
GAATCAACTTCTGCAGTC

ACGCGTACGCGGCCGCTCGAGCAGAACTCATCTCAGAAGAGGATCTGGCAGCAAATGATATCCTGGATT
ACAAGGATGACGACGATAAGGTTTAA

Protein Sequence: >RC216173 protein sequence
Red=Cloning site Green=Tags(s)
MKLLLLLLTVTLLLAQVTPVMKCVGKSGRCRTTCKESEVYYILCKTEAKCCVDPKYVPVKPKLTDNTSL
ESTSAV

TRTRPLEQKLISEEDLAANDILDYKDDDDKV

Chromatograms: https://cdn.origene.com/chromatograms/mk6468_g10.zip

Restriction Sites: Sgfl-MluI



[View online »](#)

Cloning Scheme:


ACCN: NM_001011878

ORF Size: 228 bp

OTI Disclaimer: The molecular sequence of this clone aligns with the gene accession number as a point of reference only. However, individual transcript sequences of the same gene can differ through naturally occurring variations (e.g. polymorphisms), each with its own valid existence. This clone is substantially in agreement with the reference, but a complete review of all prevailing variants is recommended prior to use. [More info](#)

OTI Annotation: This clone was engineered to express the complete ORF with an expression tag. Expression varies depending on the nature of the gene.

Components: The ORF clone is ion-exchange column purified and shipped in a 2D barcoded Matrix tube containing 10ug of transfection-ready, dried plasmid DNA (reconstitute with 100 ul of water).

Reconstitution Method:

1. Centrifuge at 5,000xg for 5min.
2. Carefully open the tube and add 100ul of sterile water to dissolve the DNA.
3. Close the tube and incubate for 10 minutes at room temperature.
4. Briefly vortex the tube and then do a quick spin (less than 5000xg) to concentrate the liquid at the bottom.
5. Store the suspended plasmid at -20°C. The DNA is stable for at least one year from date of shipping when stored at -20°C.

RefSeq: [NM_001011878.3](#)

RefSeq Size: 418 bp

RefSeq ORF: 231 bp

Locus ID: 245934

UniProt ID: [Q5J5C9](#)

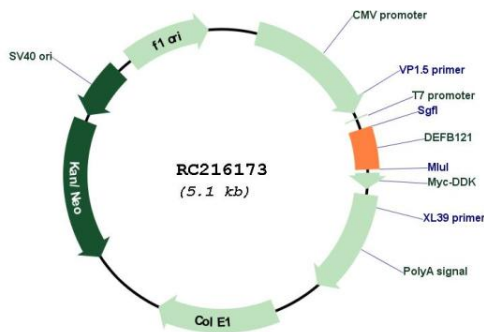
Cytogenetics: 20q11.21

Protein Families: Secreted Protein


MW: 8.5 kDa

Gene Summary: This gene encodes a member of the beta subfamily of defensins. Beta-defensins are antimicrobial peptides that protect tissues and organs from infection by a variety of microorganisms. This gene is found in a cluster with other beta-defensin genes on the long arm of chromosome 20. Two transcript variants encoding different isoforms have been found for this gene. [provided by RefSeq, Nov 2014]


Product images:



Circular map for RC216173



Western blot validation of overexpression lysate (Cat# [LY423307]) using anti-DDK antibody (Cat# [TA50011-100]). Left: Cell lysates from untransfected HEK293T cells; Right: Cell lysates from HEK293T cells transfected with RC216173 using transfection reagent MegaTran 2.0 (Cat# [TT210002]).



Coomassie blue staining of purified DEFB121 protein (Cat# [TP316173]). The protein was produced from HEK293T cells transfected with DEFB121 cDNA clone (Cat# RC216173) using MegaTran 2.0 (Cat# [TT210002]).