

Product datasheet for RC215929

CD95 (FAS) (NM_152871) Human Tagged ORF Clone

Product data:

Product Type:	Expression Plasmids
Product Name:	CD95 (FAS) (NM_152871) Human Tagged ORF Clone
Tag:	Myc-DDK
Symbol:	CD95
Synonyms:	ALPS1A; APO-1; APT1; CD95; FAS1; FASTM; TNFRSF6
Mammalian Cell Selection:	Neomycin
Vector:	pCMV6-Entry (PS100001)
E. coli Selection:	Kanamycin (25 ug/mL)
ORF Nucleotide Sequence:	>RC215929 representing NM_152871 Red=Cloning site Blue=ORF Green=Tags(s)

TTTTGTAATACGACTCACTATAGGGCGGCCGGAATTCGTCGACTGGATCCGGTACCGAGGAGATCTGCC
GCC**CGATCGCC**

ATGCTGGGCATCTGGACCCTCTACCTCTGGTTCTTACGTCTGTTGCTAGATTATCGTCCAAAAGTGTTA
ATGCCAAGTGACTGACATCAACTCCAAGGGATTGGAATTGAGGAAGACTGTTACTACAGTTGAGACTCA
GAACTTGAAGGCCTGCATCATGATGGCAATTCTGCCATAAGCCCTGCCTCCAGGTGAAAGGAAAAGCT
AGGGACTGCACAGTCAATGGGGATGAACCAGACTGCGTGCCTGCCAAGAAGGGAAGGAGTACACAGACA
AAGCCATTTTTCTTCCAAATGCAGAAGATGTAGATTGTGTGATGAAGGACATGGCTTAGAAGTGGAAAT
AAACTGCACCCGACCCAGAATACCAAGTGCAGATGTAAACCAAATTTTTTGTAACTCTACTGTATGT
GAACACTGTGACCCTTGACCAAATGTGAACATGGAATCATCAAGGAATGCACACTCACCAGCAACACCA
AGTGCAAAGAGGAAGTGAAGAGAAAAGGAAGTACAGAAAACATGCAGAAAGCACAGAAAAGGAAAACCAAGG
TTCTCATGAATCTCCAACTTTAAATCCTGAAACAGTGGCAATAAATTTATCTGATGTTGACTTGAGTAAA
TATATCACCCTATTGCTGGAGTCATGACACTAAGTCAAGTTAAAGGCTTTGTTGAAAGAAATGGTGCA
ATGAAGCCAAAATAGATGAGATCAAGAATGACAATGTCCAAGACACAGCAGAACAGAAAGTTCAACTGCT
TCGTAATTGGCATCAACTTCATGGAAAAGAAAGCGTATGACACATTGATTAAGATCTCAAAAAAGCC
AATCTTTGACTCTTGCAGAGAAAATTCAGACTATCATCTCAAGGACATTACTAGTGACTCAGAAAATT
CAAACCTCAGAAAATGAAATCCAAAGCTTGCTC

ACGCGTACGCGGCCGCTCGAGCAGAAACTCATCTCAGAAGAGGATCTGGCAGCAAATGATATCCTGGATT
ACAAGGATGACGACGATAAGGTTTAA



[View online »](#)

Protein Sequence: >RC215929 representing NM_152871
Red=Cloning site Green=Tags(s)

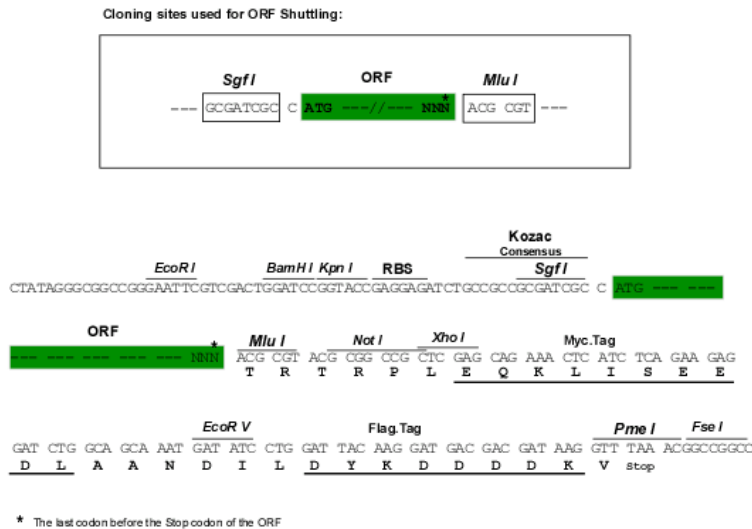
MLGIWTLPLVLTSVARLSSKSVNAQVTDINSKGLERKTVTTVETQNLEGLHHDGQFCHKPCPPGERKARDCTVNGDEPDCVPCQEGKEYTDKAHFSSKCRRCRLCDEGHGLEVEINCTRTQNTKCRCKPNFFCNSTVCEHCDPCKCEHGIIEKCTLTSNTKCKEEVKRKEVQKTCRKHRENQGSHEPTLNPETVAINLSDVDLSKYITTIAGVMTLSQVKGFVRKNGVNEAKIDEIKNDNVQDTAEQKVQLLRNWHQLHGKKEAYDTLIKDLKKANLCTLAEKIQTIIILKDITSDSENSNFRNEIQSLV

TRTRPLEQKLISEEDLAANDILDYKDDDDKV

Chromatograms: https://cdn.origene.com/chromatograms/mk8051_c07.zip

Restriction Sites: SgfI-MluI

Cloning Scheme:



ACCN: NM_152871

ORF Size: 942 bp

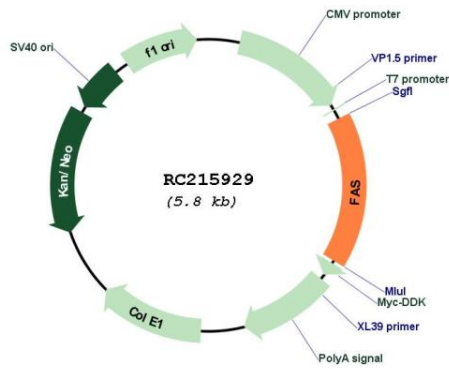
OTI Disclaimer: The molecular sequence of this clone aligns with the gene accession number as a point of reference only. However, individual transcript sequences of the same gene can differ through naturally occurring variations (e.g. polymorphisms), each with its own valid existence. This clone is substantially in agreement with the reference, but a complete review of all prevailing variants is recommended prior to use. [More info](#)

OTI Annotation: This clone was engineered to express the complete ORF with an expression tag. Expression varies depending on the nature of the gene.

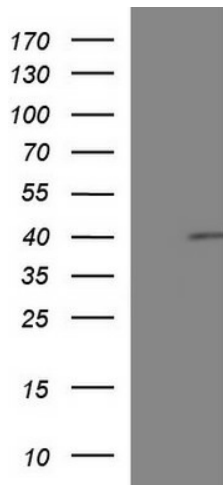
Components: The ORF clone is ion-exchange column purified and shipped in a 2D barcoded Matrix tube containing 10ug of transfection-ready, dried plasmid DNA (reconstitute with 100 ul of water).

Reconstitution Method:	<ol style="list-style-type: none">1. Centrifuge at 5,000xg for 5min.2. Carefully open the tube and add 100ul of sterile water to dissolve the DNA.3. Close the tube and incubate for 10 minutes at room temperature.4. Briefly vortex the tube and then do a quick spin (less than 5000xg) to concentrate the liquid at the bottom.5. Store the suspended plasmid at -20°C. The DNA is stable for at least one year from date of shipping when stored at -20°C.
RefSeq:	NM_152871.4
RefSeq Size:	2692 bp
RefSeq ORF:	945 bp
Locus ID:	355
UniProt ID:	P25445
Cytogenetics:	10q23.31
Protein Families:	Druggable Genome, ES Cell Differentiation/IPS, Secreted Protein
Protein Pathways:	Allograft rejection, Alzheimer's disease, Apoptosis, Autoimmune thyroid disease, Cytokine-cytokine receptor interaction, Graft-versus-host disease, MAPK signaling pathway, Natural killer cell mediated cytotoxicity, p53 signaling pathway, Pathways in cancer, Type I diabetes mellitus
MW:	33.6 kDa
Gene Summary:	<p>The protein encoded by this gene is a member of the TNF-receptor superfamily. This receptor contains a death domain. It has been shown to play a central role in the physiological regulation of programmed cell death, and has been implicated in the pathogenesis of various malignancies and diseases of the immune system. The interaction of this receptor with its ligand allows the formation of a death-inducing signaling complex that includes Fas-associated death domain protein (FADD), caspase 8, and caspase 10. The autoproteolytic processing of the caspases in the complex triggers a downstream caspase cascade, and leads to apoptosis. This receptor has been also shown to activate NF-kappaB, MAPK3/ERK1, and MAPK8/JNK, and is found to be involved in transducing the proliferating signals in normal diploid fibroblast and T cells. Several alternatively spliced transcript variants have been described, some of which are candidates for nonsense-mediated mRNA decay (NMD). The isoforms lacking the transmembrane domain may negatively regulate the apoptosis mediated by the full length isoform. [provided by RefSeq, Mar 2011]</p>

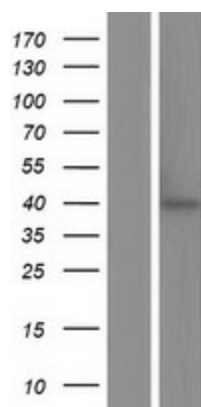
Product images:



Circular map for RC215929



HEK293T cells were transfected with the pCMV6-ENTRY control (Cat# [PS100001], Left lane) or pCMV6-ENTRY FAS (Cat# RC215929, Right lane) cDNA for 48 hrs and lysed. Equivalent amounts of cell lysates (5 ug per lane) were separated by SDS-PAGE and immunoblotted with anti-FAS (Cat# [TA590390]). Positive lysates [LY407241] (100ug) and [LC407241] (20ug) can be purchased separately from OriGene.



Western blot validation of overexpression lysate (Cat# [LY407241]) using anti-DDK antibody (Cat# [TA50011-100]). Left: Cell lysates from untransfected HEK293T cells; Right: Cell lysates from HEK293T cells transfected with RC215929 using transfection reagent MegaTran 2.0 (Cat# [TT210002]).