OriGene Technologies, Inc.
9620 Medical Center Drive, Ste 200
Rockville, MD 20850, US
Phone: +1-888-267-4436
https://www.origene.com
techsupport@origene.com
EU: info-de@origene.com
CN: techsupport@origene.cn

Product datasheet for RC215648

KCNK7 (NM_033455) Human Tagged ORF Clone

Product data:

Product Type:	Expression Plasmids
Product Name:	KCNK7 (NM_033455) Human Tagged ORF Clone
Tag:	Myc-DDK
Symbol:	KCNK7
Synonyms:	K2p7.1; TWIK3
Mammalian Cell Selection:	Neomycin
Vector:	pCMV6-Entry (PS100001)
E. coli Selection:	Kanamycin (25 ug/mL)

ORF Nucleotide Sequence:

```
>RC215648 ORF sequence
Red=Cloning site Blue=ORF Green=Tags(s)

TTTTGTAATACGACTCACTATAGGGCGGCCGGGAATTCGTCGACTGGATCCGGTACCGAGGAGATCTGCC
GCCGCGATCGCC

ATGGGGGGTCTAAGGCCCTGGTCCCGATACGGGCTCCTGGTTGTGGCCCACTTGCTGGCCCTGGGGCTTG
GGGCTGTGGTGTTCCAGGCCCTGGAGGGGCCTCCTGCATGCAGGCTTCAGGCTGAGCTCAGGGCAGAGCT
GGCAGCCTTCCAGGCAGAGCATAGGGCCTGCCTGCCACCCGGAGCTCTGGAAGAGCTGCTGGGCACTGCC
CTGGCCACCCAGGCCCATGGGGTCTCCACCCTGGGCAACAGCTCAGAGGGCAGGACCTGGGACCTTCCCT
CAGCCCTGCTCTTCGCTGCCAGCATCCTCACCACCACAGGTTATGGCCACATGGCCCCACTATCGCCAGG
CGGAAAGGCCTTCTGCATGGTCTATGCAGCCCTGGGGCTGCCAGCCTCCTTAGCTCTCGTGGCCACCCTG
CGCCATTGCCTGCTGCCTGTGCTCAGCCGCCCACGTGCCTGGGTAGCGGTCCACTGGCAGCTGTCACCGG
CCAGCGCTGCGCTGCTGCAGGCAGTTGCACTGGGACTGCTGGTGGCCAGCAGCTTTGTGCTGCTGCCAGC
GCTGGTGCTGTGGGGCCTTCAGGGCGACTGCAGCCTGCTGGGGGCCGTCTACTTCTGCTTCAGCTCGCTC
AGCACCATTGGCCTGGAGGACTTGCTGCCCGGCCGCGGCCGCAGCCTGCACCCCGTGATTTACCACCTGG
GCCAGCTCGCACTTCTTGGTGGAGGGACCTCACTCCAGGGCACGGCGTGGGAGGGG

ACGCGTACGCGGCCGCTCGAGCAGAAACTCATCTCAGAAGAGGATCTGGCAGCAAATGATATCCTGGATT
ACAAGGATGACGACGATAAGGTTTAA
```

This product is to be used for laboratory only. Not for diagnostic or therapeutic use.
©2024 OriGene Technologies, Inc., 9620 Medical Center Drive, Ste 200, Rockville, MD 20850, US

View online »

Protein Sequence:

```
>RC215648 protein sequence
Red=Cloning site Green=Tags(s)

MGGLRPWSRYGLLVVAHLLALGLGAVVFQALEGPPACRLQAELRAELAAFQAEHRACLPPGALEELLGTA
LATQAHGVSTLGNSSEGRTWDLPSALLFAASILTTTGYGHMAPLSPGGKAFCMVYAALGLPASLALVATL
RHCLLPVLSRPRAWVAVHWQLSPASAALLQAVALGLLVASSFVLLPALVLWGLQGDCSLLGAVYFCFSSL
STIGLEDLLPGRGRSLHPVIYHLGQLALLGGGTSLQGTAWEG

TRTRPLEQKLISEEDLAANDILDYKDDDDKV
```

Chromatograms: https://cdn.origene.com/chromatograms/mk6559_f01.zip

Restriction Sites: SgfI-MluI

Cloning Scheme:

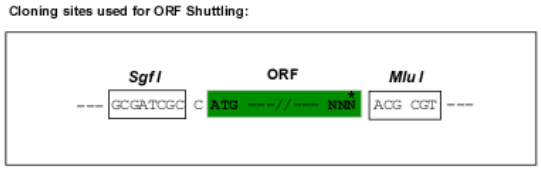

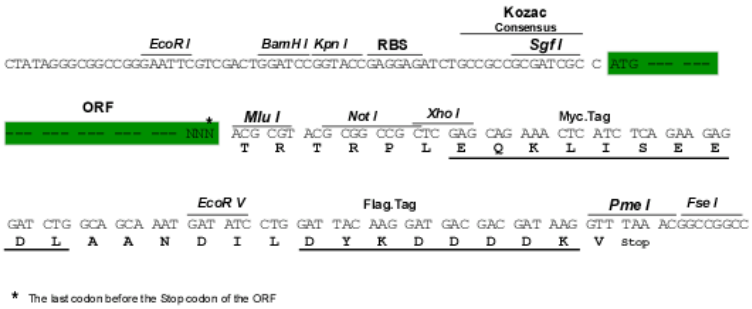

ACCN: NM_033455

ORF Size: 756 bp

OTI Disclaimer: The molecular sequence of this clone aligns with the gene accession number as a point of reference only. However, individual transcript sequences of the same gene can differ through naturally occurring variations (e.g. polymorphisms), each with its own valid existence. This clone is substantially in agreement with the reference, but a complete review of all prevailing variants is recommended prior to use. More info

OTI Annotation: This clone was engineered to express the complete ORF with an expression tag. Expression varies depending on the nature of the gene.

Components: The ORF clone is ion-exchange column purified and shipped in a 2D barcoded Matrix tube containing 10ug of transfection-ready, dried plasmid DNA (reconstitute with 100 ul of water).

This product is to be used for laboratory only. Not for diagnostic or therapeutic use.
©2024 OriGene Technologies, Inc., 9620 Medical Center Drive, Ste 200, Rockville, MD 20850, US

Reconstitution Method:	1. Centrifuge at 5,000xg for 5min. 2. Carefully open the tube and add 100ul of sterile water to dissolve the DNA. 3. Close the tube and incubate for 10 minutes at room temperature. 4. Briefly vortex the tube and then do a quick spin (less than 5000xg) to concentrate the liquid at the bottom. 5. Store the suspended plasmid at -20°C. The DNA is stable for at least one year from date of shipping when stored at -20°C.
Note:	Plasmids are not sterile. For experiments where strict sterility is required, filtration with 0.22um filter is required.
RefSeq:	NM_033455.1, NP_258416.1
RefSeq Size:	1485 bp
RefSeq ORF:	759 bp
Locus ID:	10089
UniProt ID:	Q9Y2U2
Cytogenetics:	11q13.1
Protein Families:	Druggable Genome, Ion Channels: Potassium, Transmembrane
MW:	26.1 kDa
Gene Summary:	This gene encodes a member of the superfamily of potassium channel proteins containing two pore-forming P domains. The product of this gene has not been shown to be a functional channel; however, it may require other non-pore-forming proteins for activity. Multiple transcript variants encoding different isoforms have been found for this gene. [provided by RefSeq, Jul 2008]

Product images:

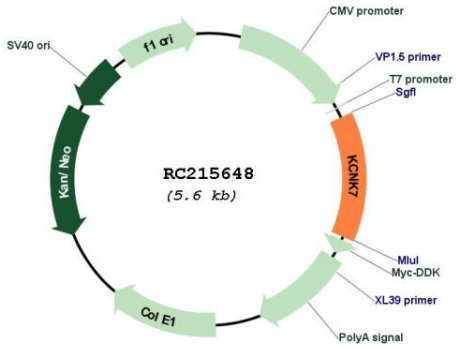

Circular map for RC215648

This product is to be used for laboratory only. Not for diagnostic or therapeutic use.
©2024 OriGene Technologies, Inc., 9620 Medical Center Drive, Ste 200, Rockville, MD 20850, US



Western blot validation of overexpression lysate (Cat# [LY409517]) using anti-DDK antibody (Cat# [TA50011-100]). Left: Cell lysates from un-transfected HEK293T cells; Right: Cell lysates from HEK293T cells transfected with RC215648 using transfection reagent MegaTran 2.0 (Cat# [TT210002]).

This product is to be used for laboratory only. Not for diagnostic or therapeutic use.
©2024 OriGene Technologies, Inc., 9620 Medical Center Drive, Ste 200, Rockville, MD 20850, US