

Product datasheet for RC215568

FRMPD4 (NM_014728) Human Tagged ORF Clone

Product data:

Product Type:	Expression Plasmids
Product Name:	FRMPD4 (NM_014728) Human Tagged ORF Clone
Tag:	Myc-DDK
Symbol:	FRMPD4
Synonyms:	MRX104; PDZD10; PDZK10
Mammalian Cell Selection:	Neomycin
Vector:	pCMV6-Entry (PS100001)
E. coli Selection:	Kanamycin (25 ug/mL)
ORF Nucleotide Sequence:	>RC215568 ORF sequence Red=Cloning site Blue=ORF Green=Tags(s)

TTTTGTAATACGACTCACTATAGGGCGCCGGGAATTCGTCGACTGGATCCGGTACCGAGGAGATCTGCC
GCC**CGATCGCC**

ATGGATGTCTTCAGCTTTGTGAAGATTGCAAAGCTTTGAGCCACAGGACGAAGTCTTCAGGCTGGCCGC
CTCCCTCGGGAACCTGGGGCTTGAGCCAGGTGCCGCCCTATGGATGGGAGATGACGGCAAACCGAGATGG
GCGAGACTACTTCATCAATCACATGACACAGGCAATCCCTTTTGACGACCCTCGTTAGAGAGCTGCCAA
ATCATCCCTCCGGCTCCTCGGAAGGTGGAGATGAGAAGGGACCCCGTCTGGGATTTGGTTTTGTGGCAG
GCAGTGAAAAGCCAGTGGTTCGCTCAGTAACACCAGGTGGCCCTCTGAAGGCAAGCTGATCCCGGG
AGATCAGATTGTAATGATTAATGATGAACCGGTCAGCGCTGCACCCAGAGAGCGGTCATCGATCTGGTC
AGAAGCTGCAAAGAATCGATACTCCTCACTGTCATTACAGCCTTACCCTTCTCCAAATCAGCATTTATTA
GTGCTGCAAAAAAGGCAAGATTAAGTCCAATCCTGTCAAAGTACGCTTCTCTGAGGAGGTGATCATCAA
CGGCCAAGTGTGCGAAACTGTTAAGGACAACCTCACTTCTTTTTATGCCAAATGTTTTGAAAGTCTATCTG
GAAAATGGGCAGACCAAATCATTTCGTTTTGACTGCAGCACTTCCATTAAGGATGTCATCTTAACCTTC
AAGAGAAGCTCTCCATCAAAGGCATTGAACACTTCTCTCATGCTGGAGCAGAGGACAGAAGGGGCTGG
AACGAAGTGTCTTTCCGAATTAGCTTCGTCACAAAAGATCCAATTGACCTTTTAAGGAGAGATCCAGTTG
ATGAGATGTCTTTCCGAATTAGCTTCGTCACAAAAGATCCAATTGACCTTTTAAGGAGAGATCCAGTTG
CTTTGAGTATCTATGTTTCAGAGTTGTAAACGATGTGGTTCAGGAGCGATTTGGGCCGGAGCTGAAATA
TGACATAGCCCTGCGGCTGGCCGATTACAAATGTACATTGCAACCGTTACCACCAAGCAAACGCAGAAA
ATCTCCCTCAAATACATCGAAAAAGAAAGGATTAGAGACTTTTCTTCCCTGCTGTGCTGCAAAGCA
TGAAAGAGAAGAACAATAAGAAAGCACTTTCACACCTTGTCAAAGCAAATCAAACCTTGGTACCACCGGG
TAAAAAGCTCTGCACTACAAGCAAGGTCCATTATCTCAAGTTCCTCAGTGACCTACGATTGTATGGG
GGCCGTGTGTTCAAGGCAACATTAGTGCAGGCAGAAAAGCGCTCGGAAGTACTCTCTGGTTGGGCCCC
GGTATGGCATAAGCCATGTCATCAACACCAAAACCAATCTGGTGGCTCTTTAGCCGACTTAGCCACGT
CAACAGGATCGAAATGTTTTCCGAGGAGGAGAGCTTGGTGGGGTGAAGTCCACGTGCTAGATGTGAAG



[View online >](#)

CCTATCACGCTTCTGATGGAATCCTCAGATGCCATGAACCTGGCCTGCTTGACGGCTGGATACTACCGGCTGCTTGTGATTCCAGGAGGTTCGATATTTAACATGGCCAACAAGAAAAACACAGCGACCCAGGAAACAGGACCTGAAAAACAAGGGGAAGCATAACCTCCTTGGCCAGATTGGAAGTGTATACCCCAATGACCACCTTTATTGGCGAAGGGGAACAAGAAGCCAGATAACATACATAGATTCAAAGCAGAAGACGGTGGAGATCACAGACAGCACCATGTGTCCAAAAGAGCACCGGCACTGTACATAGACAATGCCTATAGTTCAGATGGACTTAACTGAGCTGAGCCAGCCCGGGAGGCCCTGTGAGGCAGACTACAGAAGTCTAGCTCAGCGGTCCCTATTTGACCCTCAGGACCAGAACTCTGAAGAAAGCACAGGAATCTCCGAGAGGAGCTAAAGTGTCTTTATTTTTGGAGACTTCGCCTTGGATGATGGTATTAGTCCCCCAACCCTTGGCTATGAAACGCTACTAGATGAGGTCCTGAAATGCTGGAGAAGCAGAGAAATCTCTACATTGGCAGTGCCAATGACATGAAGGCTGGATCTCACTCCAGAGGCAGAGGGCATCCAGTTTGTGAAAAATTCTGTTTATGCAAACATAGGCGATGTGAAGAGCTTCCAGGCCGCGGAGGGGATCGAGGAACCCCTCTTGCATGACATCTGTTATGCAGAAAACACTGATGACGCGGAGGACGAGGACGAGGTGAGCTGCGAGGAGGACCTCGTGGTGGGGAGATGAACCAGCCGGCCATCTCAACCTGTCTGGTCAAGCGATGACATCATTGACCTCACATCCCTGCCCTCCAGAAGGTGATGACATGAGGATGACTTCTGTTCGCTTCTTGAACATGGCCATTGCCGACCCCCACCTGGCTTTAGAGACAGTTCAGATGAAGAGGACTCTCAGAGCCAGGCAGCTTCTTCCCGAGGACAAGGAGAAAGGCAGCAGCCTGCAAAATGATGAGATCCCGTGTCCCTCATTGACGCTGTGCCACCAGCGCGAAGCAAGTGTGAGAAGGACTGGATAATGCCGTCGTCTCCACGCTGGGAGCTCTAGAGGCTCTATCCGTGTCAGAAGAACAGCAGACAGTGACAATTCAGGTGTAGCCATCTTGCGGGCTTATAGTCTGAGTCTTCGTGACTCGGGCAATGAACTAACTCTTCTGAAATGACTGAGAGTTCTGAACTGGCCACAGCACAAAAACAGTCAGAAAACCTCTCCGCATGTTCTTGGCCACTCACGAAGGCTACCACCCCTTGCAGAAGAGCAGACCGAGTTCCCGGCCTCAAACCCCGCTGGGGCTTGCCCTCAAAGTCTCGCACGCCCTGGCTGCTAGGCCAGCAACCGACCTCCCGCTAAGTGTGCCTTCCAAGCAGTTACTTCACTCAGACCACATGGAGATGGAGCCTGAACTATGGAGACTAAGTCGGTCACTGACTATTTTAGCAAACCTGCACATGGGGTGGTGGCATACTCTGCATACTGCAAAAAGAAAAGCAAGCTGGCCGATGGTGAGGGGAAGGCACCCCTAATGGGAACACAACAGGAAAAAACAGCAGGGACAAAAACGGCAGAGATGGAGGAGGAGCCAGTGGTAAATTTGGTACTGTGTCTTACGAGACAGTCAACACCTGAGCACTTTTAACTGAGAGAACTGCCTTTGCAAGGACAGTCAAAGATGGTATGTGGCCACTGAAGGTGGATGGCTGAAAAAGTGGATTAGAAGCAGCAACAGGGAAAAACCTTTCCAAGAGCTTCTGGTCTTGGGGCAAGGGAGGCCGAAAGGAAGGAAGGAGCTCCTGATGGAGAAACAGTGTGGCTCAGGACTTGGTCAAGGGGACCGCTTCTTAACTGACGTGACCTGTGCATCTTCAAGCAAGACTTAGATAACCCAGAGGACGCTGACTCGTCCACCTGCGACCATCCTTCCAAGCTTCTGAGGCTGATGAGAGTGTGGCCCGCTTGTGACTACCACTTGCCAAGCGGATGTCATCACTGCAAAGCAGGGCCATTTTCTCTGCAGAGCTCCAAAGGCTTTCAGTGGATGCAGGCTGTGGCACAGGCAGCAGTGGCAGTGCCTGTGCCACACCCGTGGAGTCCCGCTCTGCCCTCCCTGGGGAAGCACTTGATTCTGACGCTTCTGGAAAGGCGTGAATTACATTCCTTCAGAGGAGAGGCCCTGGGCTTCCCAACCAGGAGCCACCTTTAAGGAACTGCACCCACAGACAGAAGGGATGTGTCCACGGATGACAGTGCCTGTCTGCACACAGCCATTAACACCGAACCCTGTTTGGCACATTGAGAGATGGATGCCATCGGCTCCCCAAGATTAAGGAAACCACAGTG

ACGCGTACGCGGCCGCTCGAGCAGAACTCATCTCAGAAGAGGATCTGGCAGCAATGATATCCTGGATTACAAGGATGACGACGATAAGGTTTAA

Protein Sequence: >RC215568 protein sequence
Red=Cloning site Green=Tags(s)

```
MDVFSFVKIAKLSSHRTKSSGWPPPSGTWGLSQVPPYGWEMTANRDGRDYFINHMTQAIPFDDPRLESCQ
IIPPAPRKVEMRRDPVLGFGFVAGSEKPVVVRVTPGGPSEGKLIPGDQIVMINDEPVSAAPRERVIDLV
RSCKESILLTVIQPYSPKSAFISAACKARLKSNPVKVRFSEEVINGQVSETVKDNSLLFMPNVLKVYL
ENGQTKSFRFDCSTSIKDVILTLQEKLSIKGIEHFSLMLEQRTEGAGTKLLLLHEQETLTQVTRPSSHK
MRCLFRISFVPKDPIDLLRRDPVAFEYLYVQSCNDVVQERFGPELKYDIALRLAALQMYIATVTTKQTK
ISLKYIEKEWGLETFLPSAVLQSMKEKNIKKALSHLVKANQNLVPPGKLSALQAKVHYLKFLSDLRLYG
GRVFKATLVQAEKRSEVTLVGPYRIGISHVINTKTNLVALLADFSHVNRITEMFSEESLVRVELHVLVDK
PITLLMESSDAMNLACLTAGYYRLLVDSRRSIFNMANKNTATQETGPNKGKHLLGPDWNCIPQMTTF
IGEGEQEAQITYIDSKQKTVEITDSTMCPEHRHLIDNAYSSDGLNQQLSQPGEAPCEADYRSLAQRSL
LTLGSPETLKKAQESPRGAKVSFIFGDFALDDGISPPTLGYETLLDEGPEMLEKQRNLYIGSANDMKGLD
LTPEAEGIQFVENSYYANIGDVKSFQAAEGIEEPLLDICYAENTDDAEDEDEVSCCEDLVGEMNPQAI
LNLGSSDDIIDLTSLPPPEGDDNEDFLLRSLNMAIAAPPPGFRDSSDEEDSQSQAASFPEDEKKGSSL
QNDIIPVSLIDAVPTSAEGKCEKGLDNVAVSTLGALEALSVSEEQQTSDNSGVAILRAYSPESSSDGN
TNSSEMTESELATAQKQSENLSRMFLATHEGYHPLAEEQTEFPASKTPAGGLPPKSSHALAARPATDLP
PKVVPKQLLHSDHMEMEPETMETKSVTDYFSLKHMGSVAYSCTSKRKSCLADGEGKAPPNGNTTGKKQQ
GKTAEMEEEEASGKFGTVSSRDSQHLSTFNLERTAFRKSQRWYVATEGGMAEKSGLEAATGKTFPRASG
LGAREAEGKEGAPDGETSDGSLGQGRFLTDVTCASSAKDLNPNEDADSTCDHPSKLEADESVARL
CDYHLAKRMSLQSEGHFSLQSSQGSVDAGCGTGSSGSACATPVESPLCPSLGHKILPDASGKGVNIYP
SEERAPGLPNHGATFKELHPQTEGMCPRMTVPALHTAINTEPLFGTLRDGCHRLPKIKETTV
```

TRTRPLEQKLISEEDLAANDILDYKDDDDKV

Chromatograms: https://cdn.origene.com/chromatograms/mk6608_d06.zip

Restriction Sites: SgfI-MluI

Cloning Scheme:

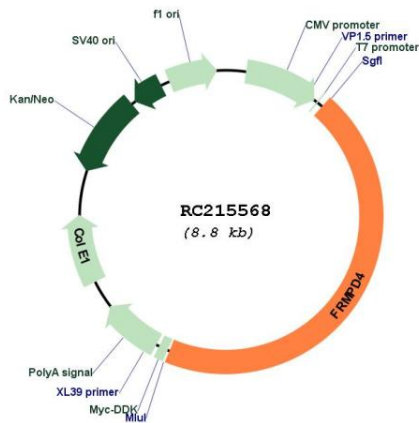


ACCN: NM_014728

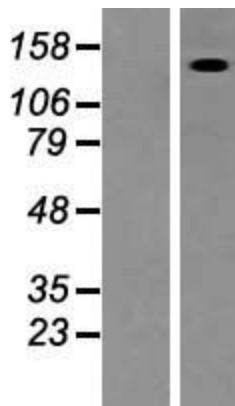
ORF Size: 3966 bp

OTI Disclaimer:	The molecular sequence of this clone aligns with the gene accession number as a point of reference only. However, individual transcript sequences of the same gene can differ through naturally occurring variations (e.g. polymorphisms), each with its own valid existence. This clone is substantially in agreement with the reference, but a complete review of all prevailing variants is recommended prior to use. More info
OTI Annotation:	This clone was engineered to express the complete ORF with an expression tag. Expression varies depending on the nature of the gene.
Components:	The ORF clone is ion-exchange column purified and shipped in a 2D barcoded Matrix tube containing 10ug of transfection-ready, dried plasmid DNA (reconstitute with 100 ul of water).
Reconstitution Method:	<ol style="list-style-type: none">1. Centrifuge at 5,000xg for 5min.2. Carefully open the tube and add 100ul of sterile water to dissolve the DNA.3. Close the tube and incubate for 10 minutes at room temperature.4. Briefly vortex the tube and then do a quick spin (less than 5000xg) to concentrate the liquid at the bottom.5. Store the suspended plasmid at -20°C. The DNA is stable for at least one year from date of shipping when stored at -20°C.
RefSeq:	NM_014728.3 , NP_055543.2
RefSeq Size:	8477 bp
RefSeq ORF:	3969 bp
Locus ID:	9758
UniProt ID:	Q14CM0
Cytogenetics:	Xp22.2
MW:	144.4 kDa
Gene Summary:	This gene encodes a multi-domain (WW, PDZ, FERM) containing protein. Through its interaction with other proteins (such as PSD-95), it functions as a positive regulator of dendritic spine morphogenesis and density, and is required for the maintenance of excitatory synaptic transmission. [provided by RefSeq, Jan 2010]


Product images:



Circular map for RC215568



Western blot validation of overexpression lysate (Cat# [LY415100]) using anti-DDK antibody (Cat# [TA50011-100]). Left: Cell lysates from untransfected HEK293T cells; Right: Cell lysates from HEK293T cells transfected with RC215568 using transfection reagent MegaTran 2.0 (Cat# [TT210002]).



Coomassie blue staining of purified FRMPD4 protein (Cat# [TP315568]). The protein was produced from HEK293T cells transfected with FRMPD4 cDNA clone (Cat# RC215568) using MegaTran 2.0 (Cat# [TT210002]).