

## Product datasheet for RC215363

### Livin (BIRC7) (NM\_022161) Human Tagged ORF Clone

#### Product data:

**Product Type:** Expression Plasmids  
**Product Name:** Livin (BIRC7) (NM\_022161) Human Tagged ORF Clone  
**Tag:** Myc-DDK  
**Symbol:** Livin  
**Synonyms:** KIAP; LIVIN; ML-IAP; MLIAP; RNF50  
**Mammalian Cell Selection:** Neomycin  
**Vector:** pCMV6-Entry (PS100001)  
**E. coli Selection:** Kanamycin (25 ug/mL)  
**ORF Nucleotide Sequence:** >RC215363 representing NM\_022161  
 Red=Cloning site Blue=ORF Green=Tags(s)

TTTTGTAATACGACTCACTATAGGGCGCCGGGAATTCGTCGACTGGATCCGGTACCGAGGAGATCTGCC  
 GCC**CGATCGCC**

ATGGGACCTAAAGACAGTGCCAAGTGCCTGCACCGTGGACCACAGCCGAGCCACTGGGCAGCCGGTGATG  
 GTCCCACGCAGGAGCGCTGTGGACCCCGCTCTCTGGGCAGCCCTGTCTAGGCCTGGACACCTGCAGAGC  
 CTGGGACCACGTGGATGGGCAGATCCTGGGCCAGCTGCGGCCCTGACAGAGGAGGAAGAGGAGGAGGGC  
 GCCGGGGCCACCTTGCCAGGGGGCCTGCCTTCCCGGCATGGGCTCTGAGGAGTTGCGTCTGGCCTCCT  
 TCTATGACTGGCCGCTGACTGCTGAGGTGCCACCCGAGCTGCTGGCTGCTGCCGGCTTCTCCACACAGG  
 CCATCAGGACAAGGTGAGGTGCTTCTTCTGCTATGGGGGCTGCAGAGCTGGAAGCGCGGGGACGACCCC  
 TGGACGGAGCATGCCAAGTGTTCCCGAGCTGTCAATTCCTGCTCCGGTCAAAGGAAGAGACTTTGTCC  
 ACAGTGTGCAGGAGACTCACTCCAGCTGCTGGGCTCCTGGGACCCGTGGGAAGAACCAGGAGAGCAGC  
 CCCTGTGGCCCCCTCCGTCCCTGCCTCTGGGTACCCTGAGCTGCCACACCCAGGAGAGAGGTCCAGTCT  
 GAAAGTGCCAGGAGCCAGGAGCCAGGGATGTGGAGGCGCAGCTGCGGCGGTGCAGGAGGAGAGGACGT  
 GCAAGGTGTGCTGGACCGCGCCGTGCCATCGTCTTTGTGCCGTGCGGCCACCTGGTCTGTGCTGAGTG  
 TGCCCCGGCTGCAGCTGTGCCCATCTGCAGAGCCCCCGTCCGACGCCGCTGCGCACCTTCTGTCC

**ACGCGT**ACGCGGCCGCTCGAGCAGAACTCATCTCAGAAGAGGATCTGGCAGCAAATGATATCCTGGATT  
 ACAAGGATGACGACGATAAGGTTTAA



[View online »](#)

**Protein Sequence:** >RC215363 representing NM\_022161  
Red=Cloning site Green=Tags(s)

MGPKDSAKCLHRGPQPSHWAAGDGPTQERCGRSLGSPVLGLDTCRAWDHVDGQILGQLRPLTEEEEEEG  
 AGATLSRGPAPFGMGSEELRLASFYDWPLTAEVPELLAAAGFFHTGHQDKVRCFFCYGGLQSWKRGGDP  
 WTEHAKWFPSCQFLLRSKGRDFVHSVQETHSQLLGSDPWEEPEDAAPVAPSVPASGYPELPTPRREVQS  
 ESAQEPGARDVEAQLRRLQEERTCKVCLDRAVSI V FVPCGHLVCAECAPGLQLCPICRAPVRSRVRTFLS

TRTRPLEQKLISEEDLAANDILDYKDDDDKV

**Chromatograms:** [https://cdn.origene.com/chromatograms/mk6503\\_f12.zip](https://cdn.origene.com/chromatograms/mk6503_f12.zip)

**Restriction Sites:** SgfI-MluI

**Cloning Scheme:**



**ACCN:** NM\_022161

**ORF Size:** 840 bp

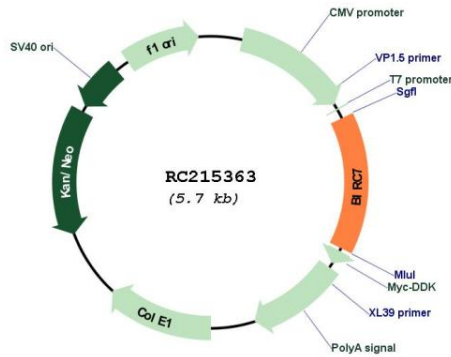
**OTI Disclaimer:** Due to the inherent nature of this plasmid, standard methods to replicate additional amounts of DNA in E. coli are highly likely to result in mutations and/or rearrangements. Therefore, OriGene does not guarantee the capability to replicate this plasmid DNA. Additional amounts of DNA can be purchased from OriGene with batch-specific, full-sequence verification at a reduced cost. Please contact our customer care team at [custsupport@origene.com](mailto:custsupport@origene.com) or by calling 301.340.3188 option 3 for pricing and delivery.

The molecular sequence of this clone aligns with the gene accession number as a point of reference only. However, individual transcript sequences of the same gene can differ through naturally occurring variations (e.g. polymorphisms), each with its own valid existence. This clone is substantially in agreement with the reference, but a complete review of all prevailing variants is recommended prior to use. [More info](#)


**OTI Annotation:** This clone was engineered to express the complete ORF with an expression tag. Expression varies depending on the nature of the gene.

<b>Components:</b>	The ORF clone is ion-exchange column purified and shipped in a 2D barcoded Matrix tube containing 10ug of transfection-ready, dried plasmid DNA (reconstitute with 100 ul of water).
<b>Reconstitution Method:</b>	<ol style="list-style-type: none"><li>1. Centrifuge at 5,000xg for 5min.</li><li>2. Carefully open the tube and add 100ul of sterile water to dissolve the DNA.</li><li>3. Close the tube and incubate for 10 minutes at room temperature.</li><li>4. Briefly vortex the tube and then do a quick spin (less than 5000xg) to concentrate the liquid at the bottom.</li><li>5. Store the suspended plasmid at -20°C. The DNA is stable for at least one year from date of shipping when stored at -20°C.</li></ol>
<b>RefSeq:</b>	<u>NM_022161.4</u>
<b>RefSeq Size:</b>	1268 bp
<b>RefSeq ORF:</b>	843 bp
<b>Locus ID:</b>	79444
<b>UniProt ID:</b>	<u>Q96CA5</u>
<b>Cytogenetics:</b>	20q13.33
<b>Protein Families:</b>	Druggable Genome
<b>MW:</b>	30.7 kDa
<b>Gene Summary:</b>	This gene encodes a member of the inhibitor of apoptosis protein (IAP) family, and contains a single copy of a baculovirus IAP repeat (BIR) as well as a RING-type zinc finger domain. The BIR domain is essential for inhibitory activity and interacts with caspases, while the RING finger domain sometimes enhances antiapoptotic activity but does not inhibit apoptosis alone. Elevated levels of the encoded protein may be associated with cancer progression and play a role in chemotherapy sensitivity. Alternative splicing results in multiple transcript variants [provided by RefSeq, Jul 2013]

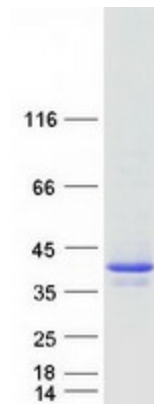
Product images:



Circular map for RC215363



Western blot validation of overexpression lysate (Cat# [LY411731]) using anti-DDK antibody (Cat# [TA50011-100]). Left: Cell lysates from untransfected HEK293T cells; Right: Cell lysates from HEK293T cells transfected with RC215363 using transfection reagent MegaTran 2.0 (Cat# [TT210002]).



Coomassie blue staining of purified BIRC7 protein (Cat# [TP315363]). The protein was produced from HEK293T cells transfected with BIRC7 cDNA clone (Cat# RC215363) using MegaTran 2.0 (Cat# [TT210002]).