

Product datasheet for **RC215208**

Histone H1.4 (HIST1H1E) (NM_005321) Human Tagged ORF Clone

Product data:

Product Type:	Expression Plasmids
Product Name:	Histone H1.4 (HIST1H1E) (NM_005321) Human Tagged ORF Clone
Tag:	Myc-DDK
Symbol:	H1-4
Synonyms:	dJ221C16.5; H1.4; H1E; H1F4; H1s-4; HIST1H1E; RMNS
Vector:	pCMV6-Entry (PS100001)
E. coli Selection:	Kanamycin (25 ug/mL)
Cell Selection:	Neomycin
ORF Nucleotide Sequence:	>RC215208 representing NM_005321 Red=Cloning site Blue=ORF Green=Tags(s)

TTTTGTAATACGACTCACTATAGGGCGGCCGGAATTCGTCGACTGGATCCGGTACCGAGGAGATCTGCC
GCC**CGATCGC**C

ATGTCGAGACTGCGCCTGCCGCGCCGCTGCTCCGGCCCTGCCGAGAAGACTCCCGTGAAGAAGAAGG
CCCGAAGTCTGCAGGTGCGCCAAGCGCAAAGCGTCTGGGCCCCGGTGTCCGAGCTCATTACTAAAGC
TGTTGCCGCTCCAAGGAGCGCAGCGGCGTATCTTTGGCCGCTCTCAAGAAAGCGCTGGCAGCCGCTGGC
TATGACGTGGAGAAGAACAACAGCCGCATCAAGCTGGGTCTCAAGAGCCTGGTGAGCAAGGGCACCTGG
TGACAGCAAGGGCACCGGCGCTCGGGTTCCTTCAAACCTCAACAAGAAGGCGGCCCTCTGGGAAGCCAA
GCCTAAGGCTAAAAAGGCAGGCGCGCCAAGGCCAAGAAGCCAGCAGGAGCGGCGAAGAAGCCCAAGAAG
GCGACGGGGCGGCCACCCCAAGAAGAGCGCCAAGAAGACCCCAAGAAGGCGAAGAAGCCGGCTGCAG
CTGCTGGAGCCAAAAAGCGAAAAGCCGAAAAAGGCGAAAGCAGCCAAGCCAAAAAGGCGCCCAAGAG
CCCAGCGAAGGCCAAAGCAGTTAAACCAAGGCGGCTAAACCAAGACCGCCAAGCCCAAGGCAGCCAAG
CCAAAGAAGGCGGCAGCCAAGAAAAAG

ACGCGTACGCGGCGCTCGAGCAGAACTCATCTCAGAAGAGGATCTGGCAGCAAATGATATCCTGGATT
ACAAGGATGACGACGATAAGGTTTAA



[View online »](#)

Protein Sequence: >RC215208 representing NM_005321
 Red=Cloning site Green=Tags(s)

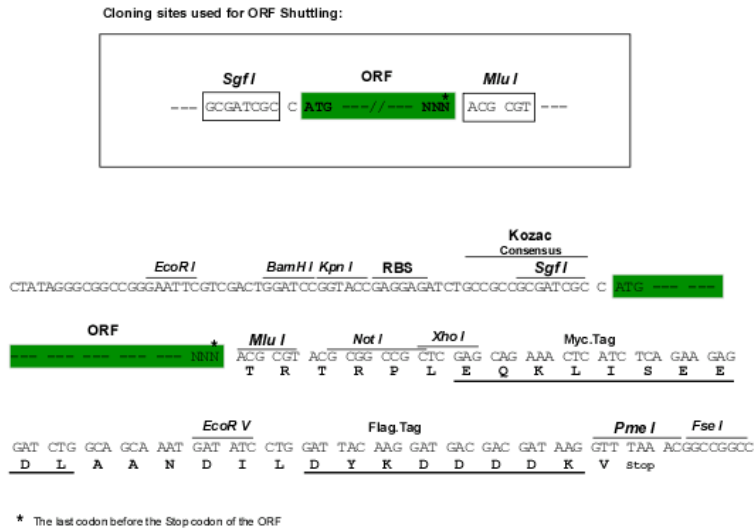
MSETAAPAAPAPAEKTPVKKKARKSAGAAKRKASGPPVSELITKAVAASKERSGVSLAALKKALAAAG
 YDVEKNNSRIKLGKSLVSKGTLVQTKGTGASGSFKLNKKAASGEAKPKAKKAGAAKAKKPAGAAKPKK
 ATGAATPKKSAKKTPKKAKKPAAGAKKAKSPKKAKAAKPKKAPKSPAKAKAVKPKAAKPKTAKPKAAK
 PKKAAAKKK

TRTRPLEQKLISEEDLAANDILDYKDDDDKV

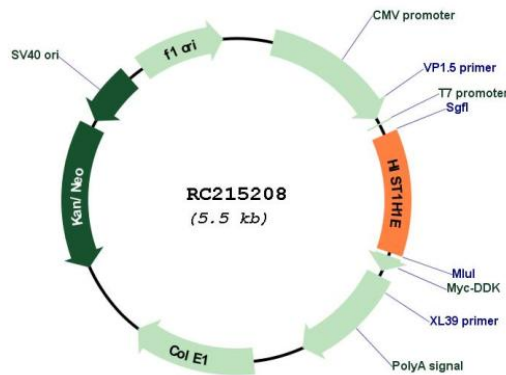
Chromatograms: https://cdn.origene.com/chromatograms/mk6288_b04.zip

Restriction Sites: Sgfl-MluI

Cloning Scheme:



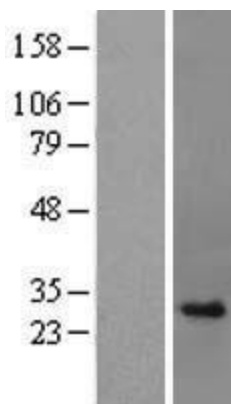
Plasmid Map:



ACCN: NM_005321

ORF Size: 657 bp

OTI Disclaimer:	The molecular sequence of this clone aligns with the gene accession number as a point of reference only. However, individual transcript sequences of the same gene can differ through naturally occurring variations (e.g. polymorphisms), each with its own valid existence. This clone is substantially in agreement with the reference, but a complete review of all prevailing variants is recommended prior to use. More info
OTI Annotation:	This clone was engineered to express the complete ORF with an expression tag. Expression varies depending on the nature of the gene.
Components:	The ORF clone is ion-exchange column purified and shipped in a 2D barcoded Matrix tube containing 10ug of transfection-ready, dried plasmid DNA (reconstitute with 100 ul of water).
Reconstitution Method:	<ol style="list-style-type: none">1. Centrifuge at 5,000xg for 5min.2. Carefully open the tube and add 100ul of sterile water to dissolve the DNA.3. Close the tube and incubate for 10 minutes at room temperature.4. Briefly vortex the tube and then do a quick spin (less than 5000xg) to concentrate the liquid at the bottom.5. Store the suspended plasmid at -20°C. The DNA is stable for at least one year from date of shipping when stored at -20°C.
RefSeq:	NM_005321.3
RefSeq Size:	785 bp
RefSeq ORF:	660 bp
Locus ID:	3008
UniProt ID:	P10412
Cytogenetics:	6p22.2
MW:	21.7 kDa
Gene Summary:	Histones are basic nuclear proteins responsible for nucleosome structure of the chromosomal fiber in eukaryotes. Two molecules of each of the four core histones (H2A, H2B, H3, and H4) form an octamer, around which approximately 146 bp of DNA is wrapped in repeating units, called nucleosomes. The linker histone, H1, interacts with linker DNA between nucleosomes and functions in the compaction of chromatin into higher order structures. This gene is intronless and encodes a replication-dependent histone that is a member of the histone H1 family. Transcripts from this gene lack polyA tails but instead contain a palindromic termination element. This gene is found in the large histone gene cluster on chromosome 6. [provided by RefSeq, Aug 2015]

Product images:

Western blot validation of overexpression lysate (Cat# [LY417384]) using anti-DDK antibody (Cat# [TA50011-100]). Left: Cell lysates from untransfected HEK293T cells; Right: Cell lysates from HEK293T cells transfected with RC215208 using transfection reagent MegaTran 2.0 (Cat# [TT210002]).