

Product datasheet for **RC215098**

Striatin (STRN) (NM_003162) Human Tagged ORF Clone

Product data:

Product Type:	Expression Plasmids
Product Name:	Striatin (STRN) (NM_003162) Human Tagged ORF Clone
Tag:	Myc-DDK
Symbol:	Striatin
Synonyms:	PPP2R6A; SG2NA; STRN1
Mammalian Cell Selection:	Neomycin
Vector:	pCMV6-Entry (PS100001)
E. coli Selection:	Kanamycin (25 ug/mL)



[View online »](#)

ORF Nucleotide Sequence:

>RC215098 representing NM_003162
 Red=Cloning site Blue=ORF Green=Tags(s)

TTTTGTAATACGACTCACTATAGGGCGGCCGGGAATTCGTCGACTGGATCCGGTACCGAGGAGATCTGCC
 GCC**CGCATCGCC**

ATGGACGAGCAGGCGGGTCCCGCGTCTTCTTCAGCAACAACCACCCGGGCGCCGGCGGTGCCAAGGGC
 TCGGGCCTCTGGCGGAGGCTGCCGCGGCCGCGCAGCGGGCGGCTGCGGCGGGGGCGGCCGAGCCAGTA
 CAGTCTCCCGGGGATCCTGCACTTCTGCAAGCAGGAGTGGGCCCGCTTCGAGGTGGAGAGAGCCAGTGG
 GAGGTGGAGCGGGCGGAGCTGCAGGCCAGATTGCCTTCTGCAGGGAGAAAGGAAGGGCCAAGAAAATT
 TGAAGAAGGATCTTGTGAGGAGGATCAAAATGTTGGAGTATGCTCTTAAACAGGAAAGAGCCAAATACCA
 CAAGTTGAAATACGGGACAGAATTGAATCAGGGAGATATGAAGCCTCCAAGCTATGATTCTGATGAAGGT
 AATGAAACAGAAGTGCAGCCACAACAAACAGCCAGTTAATGTGGAACAAGGTCGACAACACTACTCAGAC
 AGTATCTACAGGAGGTGGTTATACAGATACTATTCTAGATGTGAAATCTAAACGAGTGCAGCTTTGTT
 GGGCTTTTCAAGTGTATGCAGGACAGGAAGATGACAAAAATCAGGACTCAGTTGTAATGGCACAGAG
 GCTGAAGTTAAAGAGACAGCAATGATTGCAAAATCTGAGTTAACAGATTCTGCCTCCGTGCTGGATAATT
 TCAAAATCCTTGAAGTGCAGCTGCAGATTTCACTGATGAAGATGAAGATGATGATGTTGATGGAAGAGA
 GAAAAGCGTCAATTGATACTTCAACAATTGTTAGGAAAAAGCATTGCCTGACAGCGGTGAAGATCGAGAT
 ACAAAAAGAAGCTCTAAAGGAGTTGACTTCTTGGTTACATCAGAGGAAGGAGACAATGAATCTAGAAGTG
 CAGGCGATGGAACAGACTGGGAAAAGGAAGACCAGTGTCTCATGCCTGAAGCCTGGAATGTGGACCAGGG
 AGTAATTACAAAACCAAGGAACAATACAAAAGGAGAGAAAAGGGGAAAAGGGGGTGAAGAGGCCCAAT
 AGGTCAAAACACAAGATATGCTTGCTAATTTGAGAGATGTTGATGAACCTCCTTCATTGCAGCCATCTG
 TGGGTTACCTTCCAGACCCAGCAGCTCCAGGCTTCTGAACATGAAATTAATAGGCAGATGAAGTGA
 AGCATTGACATTTCTCCTTCTTCTGAAAAGTCATTCATCATGGGAGCAGATGAAGCCCTTGAAAGTGAA
 CTGGGACTTGGAGAACTAGCAGGCTTACGGTGGCCAATGAAGCAGACTACTAACTTATGATATAGCAA
 ACAATAAAGATGCATTGAGGAAGACATGGAACCCTAAGTTTACATTGAGAAGTCACTTTGATGGCATCCG
 AGCCCTTGCTTTCCATCCATTGAGCCTGTTTTGATAACAGCATCAGAGGATCACACATTAATAATGTGG
 AATTTACAGAAAACAGCCCAGCCAAAAGAGCACTTCTCTTGTGTAGAACCTATCTATACATTCAGAG
 CCCATAAAGGTCCAGTGTCTTGTGGTAAATGAGCAGCAATGGTGGCAGTGTACAGTGGTGGTACTGA
 TGGACTGATCCAGGGCTGGAATACCACTAATCCCAACATCGACCCTATGATTCTTATGATCCTTCTGTT
 TTACGAGGCCCTCTGCTAGGCCACAGGATGCAGTCTGGGTTTGGCTTATAGTGCAGCACATCAGCGTT
 TGTGTCTCTGTTACGAGATGGCACTCTGCGTTTATGGAATACAACCTGAGGTTGCTCCAGCCTAAGTGT
 ATTTAATGATACTAAAGAACTGGGAATCCCTGCCTCTGTGGATCTAGTGAGCAGTGACCCGAGCCATATG
 GTAGCATCATTACGAAGGGATATACAAGCATTTTAAACATGGAACACAACAACGCATTCTCACTTTAG
 AATCCAATGTAGATACAACAGCCAACCTTCTCTGCCAAAATAAATAGAGTCATCAGTCATCCTACTCTTCC
 GATCAGCATCACTGCTCATGAAGACAGGCACATCAAATTTATGATAACAATACAGGCAAACTGATCCAC
 TCGATGGTAGCCACCTAGAAGCTGTTACAAGTTTAGCAGTTGATCCCAATGGCCTTTACTTGATGTCTG
 GCAGTCATGACTGTTCAATACGTTTATGGAATCTAGAAAGTAAGACGTGTATCCAAGAATTCACAGCTCA
 TCGAAAAAAGTTTGAAGAATCGATTATGATGTAGCTTCCACCCATCCAATGCTATATAGCCAGTGTCT
 GGAGCTGACGCACTGGCTAAAGTCTTTGTA

ACGCGTACGCGGCCGCTCGAGCAGAAACTCATCTCAGAAGAGGATCTGGCAGCAATGATATCCTGGATT
 ACAAGGATGACGACGATAAGGTTTAA

Protein Sequence: >RC215098 representing NM_003162
 Red=Cloning site Green=Tags(s)

MDEQAGPGVFFSNNHPGAGGAKGLGPLAEAAAAGDGAAGAARAQYSLPGILHFLQHEWARFEVERAQW
 EVERAELQAQIAFLQGERKGQENLKKDLVRRIKMLEYALKQERAKYHKLKYGTENQGDMPSPSYDSDEG
 NETEVQPQNSQLMWKQGRQLLRQYLQEVGYTDTILDVKSKRVRALLGFSSDVTREDDKNQDSVNGTE
 AEVKETAMIAKSELTDSASVLDNFKFLESAAADFSDDEDDDDVDGREKSVIDTSTIVRKKALPDSGEDRD
 TKEALKEFDLVTSEEGDNEERSAGDGTWEKEDQCLMPEAWNVDQGVITKLKEQYKKERKGGKGVKRPN
 RSKLQDMLANLRDDELPSLQPSVGSPPSSRLPEHEINRADEVEALTFPPSSGKSFIMGAEALESE
 LGLGELAGLTVANEADSLTYDIANNKDALRKTWNPKFTLRSHFDGIRALAFHPIEPVLITASEDHTLKMW
 NLQKTAPAKKSTSLDVEPIYTFRAHKGPVLCVVMSSNGEQCYSGGTDGLIQGWNTNPNIDPYDSYDPSV
 LRGPLLGHTDAVWGLAYSAAHQRLSCSADGTLRLWNTTEVAPALSVFNDTKELGIPASVDLVSSDPSHM
 VASFSKGYTSIFNMETQQRILTLESNVDTTANSSCQINRVISHPTLPISITAHEDRHIKFYDNNTGKLIH
 SMVAHLEAVTSLAVDPNGLYLMSGSHDCSIRLWNLESKTCIQEFTAHRKKFEESIHDVAFHPSKCYIASA
 GADALAKVFFV

TRTRPLEQKLISEEDLAANDILDYKDDDDKV

Chromatograms: https://cdn.origene.com/chromatograms/mk6237_h03.zip

Restriction Sites: Sgfl-Mlul

Cloning Scheme:


ACCN: NM_003162

ORF Size: 2340 bp

OTI Disclaimer: The molecular sequence of this clone aligns with the gene accession number as a point of reference only. However, individual transcript sequences of the same gene can differ through naturally occurring variations (e.g. polymorphisms), each with its own valid existence. This clone is substantially in agreement with the reference, but a complete review of all prevailing variants is recommended prior to use. [More info](#)

OTI Annotation: This clone was engineered to express the complete ORF with an expression tag. Expression varies depending on the nature of the gene.

Components: The ORF clone is ion-exchange column purified and shipped in a 2D barcoded Matrix tube containing 10ug of transfection-ready, dried plasmid DNA (reconstitute with 100 ul of water).

Reconstitution Method:

1. Centrifuge at 5,000xg for 5min.
2. Carefully open the tube and add 100ul of sterile water to dissolve the DNA.
3. Close the tube and incubate for 10 minutes at room temperature.
4. Briefly vortex the tube and then do a quick spin (less than 5000xg) to concentrate the liquid at the bottom.
5. Store the suspended plasmid at -20°C. The DNA is stable for at least one year from date of shipping when stored at -20°C.

Note: Plasmids are not sterile. For experiments where strict sterility is required, filtration with 0.22um filter is required.

RefSeq: [NM_003162.4](#)

RefSeq Size: 3479 bp

RefSeq ORF: 2343 bp

Locus ID: 6801

UniProt ID: [O43815](#)

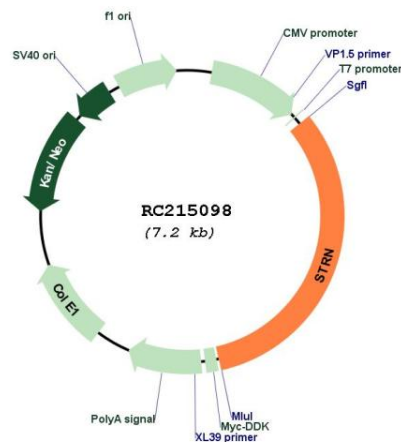
Cytogenetics: 2p22.2

Domains: WD40

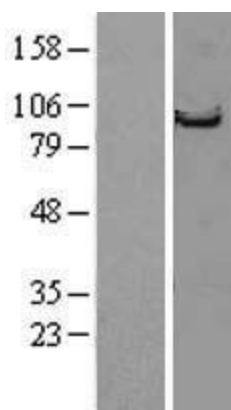
MW: 86 kDa

Gene Summary: Calmodulin-binding protein which may function as scaffolding or signaling protein and may play a role in dendritic Ca(2+) signaling.[UniProtKB/Swiss-Prot Function]


Product images:



Circular map for RC215098



Western blot validation of overexpression lysate (Cat# [LY418852]) using anti-DDK antibody (Cat# [TA50011-100]). Left: Cell lysates from untransfected HEK293T cells; Right: Cell lysates from HEK293T cells transfected with RC215098 using transfection reagent MegaTran 2.0 (Cat# [TT210002]).



Coomassie blue staining of purified STRN protein (Cat# [TP315098]). The protein was produced from HEK293T cells transfected with STRN cDNA clone (Cat# RC215098) using MegaTran 2.0 (Cat# [TT210002]).