

Product datasheet for RC214961

AGL (NM_000645) Human Tagged ORF Clone

Product data:

Product Type:	Expression Plasmids
Product Name:	AGL (NM_000645) Human Tagged ORF Clone
Tag:	Myc-DDK
Symbol:	AGL
Synonyms:	GDE
Vector:	pCMV6-Entry (PS100001)
E. coli Selection:	Kanamycin (25 ug/mL)
Cell Selection:	Neomycin
ORF Nucleotide Sequence:	>RC214961 representing NM_000645 Red=Cloning site Blue=ORF Green=Tags(s)

TTTTGTAATACGACTCACTATAGGGCGGCCGGAATTCGTCGACTGGATCCGGTACCGAGGAGATCTGCC
GCCGCGATCGCC

ATGAGTTTATTAACATGTGCTTTTTATTTAGGGTATGAGCTACAGTTCGATTAGGCCAACTTTACAGG
GAAAAGCAGTTACCGTGATACAAATTACCCATTTCTGGAGAAACATTTAATAGAGAAAAATCCGTTT
TCTGGATTGGGAAAATCCAACAGAAAGAGAAGATGATTCTGATAAATACTGTAACCTTAATCTGCAACAA
TCTGGTTCATTTCAAGTATTATTTCTTCAAGGAAATGAGAAAAGTGGTGGAGGTTACATAGTTGTGGACC
CCATTTTACGTGTTGGTCTGATAATCATGTGCTACCCTTGGACTGTGTTACTCTTCAGACATTTTTAGC
TAAGTGTTTGGGACCTTTTGTGAATGGGAAAGCAGACTTAGGGTTGCAAAAAGAAATCAGGCTACAACATG
ATTCATTTTACCCATTGCAGACTCTTGGACTATCTAGGTCATGCTACTCCCTTGCCAATCAGTTAGAAT
TAAATCCTGACTTTTCAAGACCTAATAGAAAGTATACCTGGAATGATGTTGGACAGCTAGTGAAAAATT
AAAAAAGGAATGGAATGTTATTTGTATTACTGATGTTGTCTACAATCATACTGCTGCTAATAGTAAATGG
ATCCAGGAACATCCAGAATGTCCTATAATCTTGTGAATTCACACACTAAAACCTGCCTGGGCTTAG
ACAGAGCACTTTGGCGTTTCTCCTGTGATGTTGCAGAAGGAAATACAAAGAAAAGGGAATACCTGCTTT
GATTGAAAATGATCACCATATGAATTCATCCGAAAAATAATTTGGGAGGATATTTTTCCAAAGCTTAAA
CTCTGGGAATTTTTCCAAGTAGATGTCAACAAAGCGGTTGAGCAATTTAGAAAGACTTCTTACACAAGAAA
ATAGGCGAGTAACCAAGTCTGATCCAAACCAACACCTTACGATTATTCAAGATCCTGAATACAGACGGTT
TGGCTGTACTGTAGATATGAACATTGCACTAACGACTTTCATACCACATGACAAGGGGCCAGCAGCAATT
GAAGAATGCTGTAATGGTTTCATAAAAGAATGGAGGAATTAATTCAGAGAAGCATCGACTCATTAACT
ATCATCAGGAACAGGCAGTTAATGCCTTTTGGGAAATGTGTTTTATGAACGACTGGCTGGCCATGGTCC
AAAACCTAGGACCTGTCACTAGAAAAGCATCTTTAGTTACCAGGATTTTACTTTCCCATTTGAAGAGATA
GACTTCTCCATGGAAGAATCTATGATTCATCTGCCAAATAAAGCTTGTTTTCTGATGGCACACAATGGAT
GGGTAATGGGAGATGATCCTCTTCGAAACTTTGCTGAACCGGTTTCAGAAGTTTACCTAAGGAGAGAACT
TATTTGCTGGGGAGACAGTGTTAAATTACGCTATGGGAATAAACCAGAGGACTGTCTTATCTCTGGGCA
CACATGAAAAAATACACTGAAATAACTGCAACTTATTTCCAGGGAGTACGCTTGTATAACTGCCACTCAA



[View online »](#)

CACCTCTTCACGTAGCTGAGTACATGTTGGATGCTGCTAGGAATTTGCAACCCAATTTATATGTAGTAGC
TGAAGTGTTCACAGGAAGTGAAGATCTGGACAATGCTTTGTTACTAGACTGGGCATTAGTTCCTTAATA
AGAGAGGCAATGAGTGCATATAATAGTCATGAAGAGGGCAGATTAGTTTACCGATATGGAGGAGAACCTG
TTGGATCCTTTGTTTCAGCCCTGTTTGAGGCCTTAAATGCCAGCTATTGCACATGCCCTGTTTATGGATAT
TACGCATGATAATGAGTGCCTATTGTGCATAGATCAGCGTATGATGCTCTTCCAAGTACTACAATTGTT
TCTATGGCATGTTGTGCTAGTGGAAAGTACAAGAGGCTATGATGAATTAGTGCCTCATCAGATTTTCAGTGG
TTTCTGAAGAACGGTTTTACACTAAGTGGAACTCTGAAGCATTGCCTTCAAACACAGGTGAAGTTAATTT
CCAAAGCGGCATTATTGCAGCCAGGTGTCTATCAGTAAACTTCATCAGGAGCTTGGAGCCAAGGGTTTT
ATTCAGGTGTATGTGGATCAAGTTGATGAAGACATAGTGGCAGTAACAAGACACTCACCTAGCATCCATC
AGTCTGTTGTGGCTGTATCTAGAACTGCTTTCAGGAATCCAAGACTTCATTTTACAGCAAGGAAGTGCC
TCAAATGTGCATCCCTGGCAAAATTGAAGAAGTAGTTCTTGAAGCTAGAACTATTGAGAGAAACACGAAA
CCTTATAGGAAGGATGAGAATCAATCAATGGAACACCAGATATCACAGTAGAAATTAGAGAACATATTC
AGCTTAATGAAAGTAAAATTGTTAAACAAGCTGGAGTTGCCACAAAAGGGCCCAATGAATATATTCAAGA
AATAGAATTTGAAAACCTGTCTCCAGGAAGTGTATTATATTAGAGTTAGTCTTGATCCACATGCACAA
GTCGCTGTTGGAATCTTCGAAATCATCTGACACAATTCAGTCCCACTTAAATCTGGCAGCCTAGCTG
TTGACAATGCAGATCCTATATTAATAAATTCCTTTTGCTTCTCTTGCCTCCAGATTAACCTTTGGCTGAGCT
AAATCAGATCCTTACCGATGTGAATCAGAAGAAAAGGAAGATGGTGGAGGGTGCTATGACATACCAAAC
TGGTCAGCCCTTAAATATGCAGGCTTTCAGGTTTAAATGTCTGTATTGGCAGAAAAGACCAAAGAATG
ACTTGGGGCATCCTTTTTGTAATAATTTGAGATCTGGAGATTGGATGATTGACTATGTCAGTAACCGGCT
TATTTACAGATCAGGAATTTGCTGAAGTTGGTAAATGGTTGCAGGCTATGTTCTTCTACCTGAAGCAG
ATCCCACGTTACCTATCCCATGTTACTTTGATGCTATATTAATTGGTGCATATACCACTCTTCTGGATA
CAGCATGGAAGCAGATGTCAAGCTTTGTTCAAGATGGTTCACCTTTGTGAAACACCTTTTATTGGGTTT
AGTTCAACTGTGAGTAGGAAATTCCTTCCCTGCCAATTTTACCTGCCCTAATGGATGATCACT
TATAGGTTAAATGAGATCACAAAAGAAAAGGAGCAATGTTGTGTTTCTCTAGCTGCAGGCTTACCTCATT
TTTCTTCTGGTATTTTCCGCTGCTGGGGAAGGGATACTTTTATTGCACCTAGAGGTATACTGCTGATTAC
TGGACGCTATGTAGAAGCCAGGAATATTATTTAGCATTGCGGGTACCCTGAGGCATGGTCTCATTCTCT
AATCTACTGGGTGAAGGAATTTATGCCAGATACAATTGTCGGGATGCTGTGTGGTGGTGGCTGCAGTGTA
TCCAGGATTACTGTAATAATGGTTCCAAATGGTCTAGACATTCTCAAGTCCCAGTTTCCAGAATGTATCC
TACAGATGATTCTGCTCCTTGCCTGCTGGCACACTGGATCAGCCATTGTTTGAAGTCATACAGGAAGCA
ATGCAAAAACACATGCAGGCATACAGTCCGAGAAAAGGAATGCTGGTCCCAGATAGATCGAAACATGA
AGGACGAAGGTTTTAATAAATGCAGGAGTTGATGAAGAAACAGGATTTGTTTATGGAGGAAATCGTTT
CAATTGTGGCACATGGATGGATAAAATGGGAGAAAAGTACAGAGCTAGAAACAGAGGAATCCCAGCCACA
CCAAGAGATGGGTCTGCTGTGGAATTTGTGGCCCTGAGTAAATCTGCTGTTTCGCTGGTGTGGAATTAT
CCAAAAAATATTTTCCCTTATCATGAAGTACAGTAAAAAGACATGGAAAGGCTATAAAGGTCTCATA
TGATGAGTGGAAACAGAAAAATACAAGACAATTTGAAAAGCTATTTTTCATGTTTCCGAAGACCTTCAGAT
TTAAATGAAAAGCATCCAAATCTGGTTCACAAACGTGGCATATACAAAGATAGTTATGGAGCTTCAAGTC
CTTGGTGTGACTATCAGCTCAGGCTAATTTTACCATAGCAATGGTGTGGCCCTGAGCTCTTACTAC
AGAAAAAGCATGGAAAGCTTTGGAGATTGCAGAAAAAAATGCTTGGTCCCCTGGCATGAAAACCTTA
GATCCAGATGATATGGTTTACTGTGGAATTTATGACAATGCATTAGACAATGACAACATAAATCTTGCTA
AAGGTTTTCAATTCACCAAGGACCTGAGTGGCTGTGGCCTATTGGGTATTTTCTCGTGCAAAATATA
TTTTTCCAGATTGATGGGCCCGGAGACTACTGCAAGACTATAGTTTTGGTTAAAAATGTTCTTTCCCGA
CATTATGTTTCTGAGAGATCCCCTTGGAAAGGACTTCCAGAATGACCAATGAGAATGCCAGTACT
GTCCTTTCAGCTGTGAAACACAAGCCTGGTCAATTGCTACTATTCTTGGAGACTTTATGATTTA

ACGCGTACGCGGCCGCTCGAGCAGAACTCATCTCAGAAGAGGATCTGGCAGCAATGATATCCTGGATT
ACAAGGATGACGACGATAAGGTTTAA

Protein Sequence: >RC214961 representing NM_000645
 Red=Cloning site Green=Tags(s)

```
MSLLTCAFYLGYELQFRLGPTLQGKAVTVYTNYPFPGETFNREKFRSLDWNPTEREDSDKYCKLNLQQ
SGSFQYYFLQGNKSGGGYIVVDPILRVGADNHVLPDVCVTLQTF LAKCLGPFDEWESRLRVAKESGYNM
IHFTPLQTLGLSRSCYSLANQLELNPDRSRPNRKYTWNDVQGLVEKLLKEWNVICITDVVYNHTAANSKW
IQEHPECAYNLVNSPHLKPAAVLDRLWRFSCDVAEGKYKEKIPAL IENDHHMNSIRKIIWEDIFPKLK
LWEFFQVDVNKAVEQFRRLLTQENRRVTKSDPNQHLTIIQDPEYRRFGCTVDMNIALTTFIPHDKGPAAI
EECCNWFHHRMEELNSEKHRLINYHQEQAVNCLLGNVYERLAGHGPKLGPVTRKHPLVTRYFTFPFEEI
DFSMEESIHLNPKACFLMAHNGWVMGDDPLRNF AEPGSEVYLRRELICWGDSVKLRYGKPEDCPYLWA
HMKKYTEITATYFQGVRLDNCHSTPLHVAEYMLDAARNLQPNLYVVAELFTGSELDNVFVTRLGISSLI
REAMSAYNSHEEGRLVYRYGGEPVGSFVQPCRPLMPAIAHALFMDITHDNECPIVHRSAYDALPSTTIV
SMACCASGSTRGYDELVPHQISVVSEERFYTKWNPEALPSNTGEVNFQSGIIAARCAISKLHQELGAKGF
IQVYVDQVDEDIVAVTRHSPSIHQSVVAVSRTAFRNPKTSFYSKEVPQMCIPGKIEEVVLEARTIERNTK
PYRKDENSINGTPDITVEIREHIQLNESKIVKQAGVATKGPNEYIQEIEFENLSPGSVIIFRVSLDPHAQ
VAVGILRNHLTQFSPHFKSGSLAVDNADPILKIPFASLASRLTLAELNQILYRCESEEKEDGGGCGYDIPN
WSALKYAGLQGLMSVLAERPKNDLGHFPCNNLRSGDWMIDYVSNRLISRSGTIAEVGKWLQAMFFYLKQ
IPRYLIPCYFDAILIGAYTTLLDTAWKQMSFVQNGSTFVKHLSLGSVQLCGVGKFPSPILSPALMDVP
YRLNEITKEKEQCCVSLAAGLPHFSSGIFRCWGRDTFIALRGILLITGRYVEARNIILAFAGTLRHGLIP
NLLGEGIYARYNCRDAVWWWLQCIQDYCKMVPNGLDILKCPVSRMYPTDDSA PLPAGTLDQPLFEVIQEA
MQKHMQGIQFRERNAGPQIDRNMKDEGFNITAGVDEETGFVYGGNRFNCGTWMDKMGESDRARNRGPAT
PRDGS AVEIVGLSKSAVRWLELLESKKNIFPYHEVTVKRHGKAIKVS YDEWNRKIQDNFEKLFHVS EDP
LNEKHPNLVHKRGIYKDSYGASSPWCDYQLRPNFTIAMVVAPELFTTEKAWKALEIAEKLLGPLGMKTL
DPDDMVYCGIYDNALDNDNYNLAKGFNYHQPEWLWPIGYFLRAKLYFSRLMGPETTAKTIVLVKNVLSR
HYVHLERSPWKGLPELTNENAQYCPFSCTQAWSIATILETYLDL
```

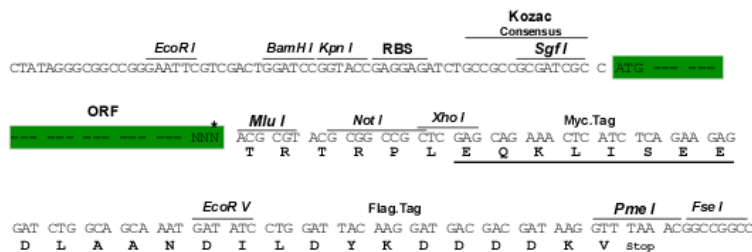
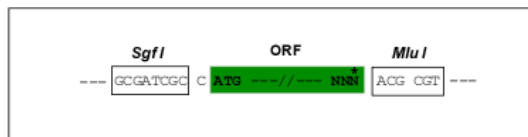
TRTRPLEQKLISEEDLAANDILDYKDDDDKV

Restriction Sites:

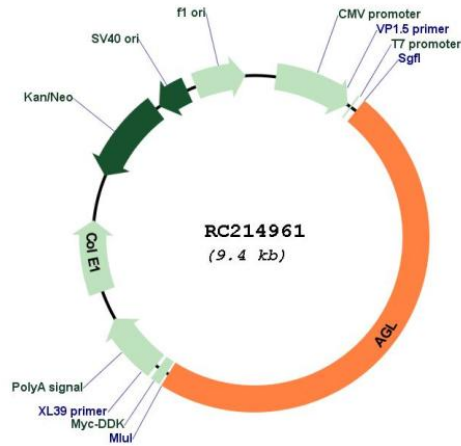
Sgfl-MluI

Cloning Scheme:

Cloning sites used for ORF Shuttling:



* The last codon before the Stop codon of the ORF

Plasmid Map:


ACCN: NM_000645

ORF Size: 4545 bp

OTI Disclaimer: The molecular sequence of this clone aligns with the gene accession number as a point of reference only. However, individual transcript sequences of the same gene can differ through naturally occurring variations (e.g. polymorphisms), each with its own valid existence. This clone is substantially in agreement with the reference, but a complete review of all prevailing variants is recommended prior to use. [More info](#)

OTI Annotation: This clone was engineered to express the complete ORF with an expression tag. Expression varies depending on the nature of the gene.

Components: The ORF clone is ion-exchange column purified and shipped in a 2D barcoded Matrix tube containing 10ug of transfection-ready, dried plasmid DNA (reconstitute with 100 ul of water).

Reconstitution Method:	<ol style="list-style-type: none">1. Centrifuge at 5,000xg for 5min.2. Carefully open the tube and add 100ul of sterile water to dissolve the DNA.3. Close the tube and incubate for 10 minutes at room temperature.4. Briefly vortex the tube and then do a quick spin (less than 5000xg) to concentrate the liquid at the bottom.5. Store the suspended plasmid at -20°C. The DNA is stable for at least one year from date of shipping when stored at -20°C.
RefSeq:	<u>NM_000645.2, NP_000636.2</u>
RefSeq Size:	7182 bp
RefSeq ORF:	4548 bp
Locus ID:	178
Cytogenetics:	1p21.2
Protein Families:	Druggable Genome
Protein Pathways:	Metabolic pathways, Starch and sucrose metabolism
MW:	172.6 kDa
Gene Summary:	<p>This gene encodes the glycogen debrancher enzyme which is involved in glycogen degradation. This enzyme has two independent catalytic activities which occur at different sites on the protein: a 4-alpha-glucotransferase activity and a amylo-1,6-glucosidase activity. Mutations in this gene are associated with glycogen storage disease although a wide range of enzymatic and clinical variability occurs which may be due to tissue-specific alternative splicing. Alternatively spliced transcripts encoding different isoforms have been described. [provided by RefSeq, Jul 2008]</p>