

Product datasheet for **RC214919**

Striatin 4 (STRN4) (NM_001039877) Human Tagged ORF Clone

Product data:

Product Type:	Expression Plasmids
Product Name:	Striatin 4 (STRN4) (NM_001039877) Human Tagged ORF Clone
Tag:	Myc-DDK
Symbol:	Striatin 4
Synonyms:	PPP2R6C; ZIN; zinedin
Mammalian Cell Selection:	Neomycin
Vector:	pCMV6-Entry (PS100001)
E. coli Selection:	Kanamycin (25 ug/mL)



[View online »](#)

ORF Nucleotide Sequence:

>RC214919 representing NM_001039877
 Red=Cloning site Blue=ORF Green=Tags(s)

TTTTGTAATACGACTCACTATAGGGCGGCCGGGAATTCGTCGACTGGATCCGGTACCGAGGAGATCTGCC
 GCC**CGGATCGCC**

ATGATGGAGGAGCGAGCGCCGCCCGCGGTCCGCCGCCGCCCTCCTCCTGCCGTCGCTCGGCTCAGGCG
 CGGGCCCTGGCCCACTGGGGCGGCCCCCGTCTCCGCCCTGCCCGGGCCGGGCCCGGCAGGTAAGGG
 AGGCGGGCGGGAGGCAGCCCGGGCCACGGCGGGCCGGAGCCCTGAGCCTGCCGGGATCCTGCAC
 TTTATCCAGCACGAGTGGGCGCGCTTCGAAGCCGAGAAAGCCCGTGGGAGGCCGAGCGCCGAGTTAC
 AGGCTCAGGTGGCCTTCCTTCAGGGAGAGAGAAAGGGCAGGAGAATCTAAAGACGGACCTGGTCCGGCG
 GATCAAGATGCTAGAGTATGCGCTGAAGCAGGAAAGGGCCAAATATCATAAACTGAAGTTTGGGACAGAC
 CTGAACCAGGGGAGAAGAAAGCAGATGTGTGAGAACAAGTCTCCAATGGCCCGTGAATCGGTACCC
 TGGAGAACAGCCCGTTGGTGTGGAAGGAGGGCGGCAGCTTCTCCGACAGTACCTGGAAGAGGTGGGCTA
 CACAGACACCATCCTCGACATGCGGTCCAAGCGCTCCGTTCCCTGCTGGGCCGCTCGCTGGAGCTCAAC
 GGGCAGTGGAGCCGAGTGAAGGGGCCCCAGGGCTCCACCAGGCCCTGCAGGGCTCAGTGGTGGGGAGT
 CGCTGCTGGTGAACAGATCGAGGAGCAGATAAAGAGGAACGCGGCAGGCAAAGATGGCAAAGAGCGCTT
 GGGCGGCTCAGTCTGGGGCAGATCCCCTTCTGCAGAACTGCGAGGACGAAGACAGCGACGAGGACGAT
 GAGCTGGACAGCGTGCAGCACAAGAAGCAGCGTGTGAAGTCCCATCCAAGGCTCTGGTCCCGAAATGG
 AAGACGAGGATGAGGAAGACGACTCTGAGGATGCTATCAATGAGTTTGATTTCTGGGCTCAGGAGAGGA
 TGGGAAGGGGCTCCAGACCCTCGGCGGTGACTGTGGATGGGAGCCCCATGAGCTGGAAGCCGTCGG
 GTCAAACCTCAAGGATTCTGGCTGACCTGCGGGATGTGGATGGGCTGCCCAAAAGTACTGGCCCGC
 CTCTGGCACACCCAGCCCCGACCACATGAAGGTTCTTTGGTCTCCTCAGACGTCTTCATCATGGA
 CACTATCGGGGGCGGGGAGGTGAGCCTGGGGGACTTGGCAGATCTCACCGTCACCAACGACAACGACCTC
 AGCTGCGATCTGTCTGACAGCAAAGATGCTTTTAAAGAGCGTGAACCCCAAGTTCACCTGCGCTCGC
 ACTACGACGGCATTGTTCCCTGGCCTTCCACCACAGCCAGTCCGCTCTGCTCACCGCCTCCGAGGACGG
 CACGCTCAAGCTCTGGAACCTGCAGAAGCGGTACGGCCAAGAAGAATGCGGGCTAGATGTGGAACCT
 ATACATGCTTTCCGGGCTCACAGGGGCCAGTGTGGCTGTGGCTATGGGACGCAACAGTGAATACTGCT
 ACAGTGGCGGGCAGATGCCTGCATCCATAGTTGGAAGATTCCAGACCTCAGCATGGATCCCTATGATGG
 CTACGACCAAGCGTGTGAGCCAGTCTGGAGGGCCACGGGGACGCCGTGGGGCCTGGCCTTCAGT
 CCCACCTCCCAGCGCCTGGCCTCCTGTTCTGCTGATGGCACCGTCCGCATCTGGACCCCAAGCAGCAGCA
 GCCCGGCTGCCTCTGCACCTTCCCACAGCCAGCAGCAGCGGGTCCCACTCAGTGGCCTTACCAG
 CACCGAGCCTGCCACATCGTGGCCTCCTTCCGCTCTGGCGACACCGTCTTGTATGACATGGAGGTTGGC
 AGTGCCCTCCTACGCTGGAGTCCCGGGCAGCAGCGGTCCAACCCAGATCAACCAAGTGGTGAATCATC
 CAAACCAGCCTCTACCATACCCGCCACGACGACAGGGGCATCCGCTTCTGGACAATCGGACAGGTAA
 GCCGGTGCACCTCCATGGTTGCACACCTGGACGCGTCACTGCCTAGCCGTGGACCCCAAGCGGCATTC
 CTGATGTCAGGAAGCCATGACTGCTCCCTGCGTCTCTGGAGCCTGGACAACAAACGTGCGTGCAGGAGA
 TCACGGCCACCGAAGAAGCAGGAGGCCATCCACGCTGTTGCCGCCACCCAGCAAGGCCCTCAT
 TGCCAGTCTGGCGCTGATGCCCTGGCCAAGTCTTCGTA

ACGCGTACGCGGGCGCTCGAGCAGAAACTCATCTCAGAAGAGGATCTGGCAGCAAATGATATCCTGGATT
 ACAAGGATGACGACGATAAGGTTTAA

Protein Sequence: >RC214919 representing NM_001039877
 Red=Cloning site Green=Tags(s)

```
MMEERAAAATAAASSCRPLGSGAGPGPTGAAPVSAPAPGPGPAGKGGGGGGSPGPTAGPEPLSLPGILH
FIQHEWARFEAEKARWEAERAELQAQVAFLOGERKQENLKTDLVRRIKMLEYALKQERAKYHKLKFGTD
LNQGEKKADVSEQVSNPVEVSVLENSPLVWKEGRQLLRQYLEEVGYTDTILDMRSKRVRSLGRSLELN
GAVEPSEGAPRAPPAGLGGESLLVKQIEEQIKRNAAGKDGKERLGGSVLGQIPFLQNCEDSDDEDD
ELDQSVQHKKQRVKLPSKALVPEMEDEDEDDSEDAINEFDLGSGEDGEGAPDRRCTVDGSPHELESRR
VKLQGILADLRDVGDLPPKVTGPPPGTPQPRPHEGSFGFSSDVFIMDTIGGGEVSLGDLADLTVTNDNDL
SCDLSDSKDAFKKTWNPKFTRSHYDGIKSLAFHHSQSALLTASEDGTLLKLNQKAVTAKKNAALDVEP
IHAFAHRGVPVLAVAMGNSSEYCYSGGADACIHSWKIPDLSMDPYDGYDPSVLSHVLEGHGDAVWGLAFS
PTSQRLASCSADGTVRIWDPSSSSPACLCTFPTASEHGVPVTSVAFTSTEPAHIVASFRSGDVTLYDMEVG
SALLTLESRGSSGPTQINQVVSHPNQPLTITAHDRGIRFLDNRTGKPVHSMVAHLDAVTVCLAVDPNGAF
LMSGSHDCSLRLWLDNKTCVQEIATAHRKKHEEAIHAVACHPSKALIASAGADALAKVFV
```

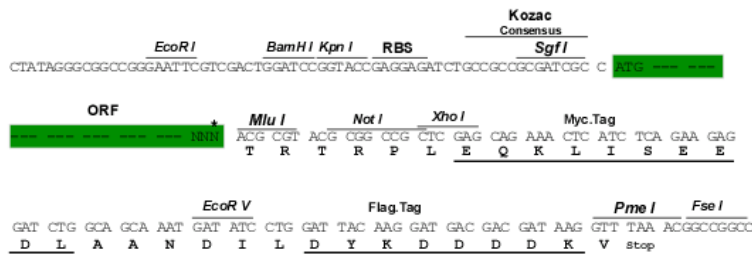
TRTRPLEQKLISEEDLAANDILDYKDDDDKV

Chromatograms: https://cdn.origene.com/chromatograms/mk8027_d09.zip

Restriction Sites: SgfI-MluI

Cloning Scheme:

Cloning sites used for ORF Shuttling:



* The last codon before the Stop codon of the ORF

ACCN: NM_001039877

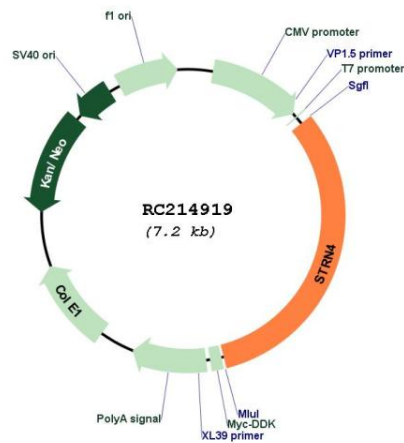
ORF Size: 2280 bp

OTI Disclaimer: The molecular sequence of this clone aligns with the gene accession number as a point of reference only. However, individual transcript sequences of the same gene can differ through naturally occurring variations (e.g. polymorphisms), each with its own valid existence. This clone is substantially in agreement with the reference, but a complete review of all prevailing variants is recommended prior to use. [More info](#)


OTI Annotation: This clone was engineered to express the complete ORF with an expression tag. Expression varies depending on the nature of the gene.

Components:	The ORF clone is ion-exchange column purified and shipped in a 2D barcoded Matrix tube containing 10ug of transfection-ready, dried plasmid DNA (reconstitute with 100 ul of water).
Reconstitution Method:	<ol style="list-style-type: none"> 1. Centrifuge at 5,000xg for 5min. 2. Carefully open the tube and add 100ul of sterile water to dissolve the DNA. 3. Close the tube and incubate for 10 minutes at room temperature. 4. Briefly vortex the tube and then do a quick spin (less than 5000xg) to concentrate the liquid at the bottom. 5. Store the suspended plasmid at -20°C. The DNA is stable for at least one year from date of shipping when stored at -20°C.
RefSeq:	<u>NM_001039877.2</u>
RefSeq Size:	3242 bp
RefSeq ORF:	2283 bp
Locus ID:	29888
UniProt ID:	<u>Q9NRL3</u>
Cytogenetics:	19q13.32
MW:	81.1 kDa
Gene Summary:	Binds calmodulin in a calcium dependent manner. May function as scaffolding or signaling protein.[UniProtKB/Swiss-Prot Function]


Product images:



Circular map for RC214919



Western blot validation of overexpression lysate (Cat# [LY421843]) using anti-DDK antibody (Cat# [TA50011-100]). Left: Cell lysates from untransfected HEK293T cells; Right: Cell lysates from HEK293T cells transfected with RC214919 using transfection reagent MegaTran 2.0 (Cat# [TT210002]).



Coomassie blue staining of purified STRN4 protein (Cat# [TP314919]). The protein was produced from HEK293T cells transfected with STRN4 cDNA clone (Cat# RC214919) using MegaTran 2.0 (Cat# [TT210002]).