

Product datasheet for **RC214894**

UBL7 (NM_201265) Human Tagged ORF Clone

Product data:

Product Type:	Expression Plasmids
Product Name:	UBL7 (NM_201265) Human Tagged ORF Clone
Tag:	Myc-DDK
Symbol:	UBL7
Synonyms:	BMSC-UbP; TCBA1
Mammalian Cell Selection:	Neomycin
Vector:	pCMV6-Entry (PS100001)
E. coli Selection:	Kanamycin (25 ug/mL)
ORF Nucleotide Sequence:	>RC214894 representing NM_201265 Red=Cloning site Blue=ORF Green=Tags(s)

TTTTGTAATACGACTCACTATAGGGCGGCCGGAATTCGTCGACTGGATCCGGTACCGAGGAGATCTGCC
GCC**CGATCGCC**

ATGTCCTCTCAGACTGGCACCTGGCGGTGAAGCTGGCTGACCAGCCACTTACTCCAAAGTCTATTCTTC
GGTTGCCAGAGACAGAAGTGGGAGAATACTCGCTAGGGGGCTATAGTATTTTCATTCTGAAGCAGCTTAT
TGCTGGCAAACCTCAGGAGTCTGTTCCAGACCCTGAGCTGATTGATCTGATCTACTGTGGTCGGAAGCTA
AAAGATGACCAGACACTGACTTCTATGGCATTCAACCTGGGTCCACTGTCCATGTTCTGCGAAAGTCTCT
GGCCTGAACCTGATCAGAAACCGGAACCTGTGGACAAAGTGGCTGCCATGAGAGAGTTCCGGGTGTTGCA
CACTGCCCTGCACAGCAGCTCCTTTACAGGGAGGCGGTCTTTAAGATGCTCAGCAATAAGGAGTCTCTG
GATCAGATCATTGTGGCCACCCAGGCCTCAGCAGTGACCCTATTGCTCTTGGGGTCTCCAGGACAAGG
ACCTCTTCTGTCTTCGCTGATCCCAATATGCTTGATACGTTGGTGCCTGCTCACCCAGCCCTCGTCAA
TGCCATTGTCTGGTCTGCACTCCGTAGCAGGCAGTGCCCAATGCCTGGGACTGACTCCTTCCCCGG
AGCATGCCCTCCAGCTCATACCGGGATATGCCAGGTGGCTTCTGTTGAAGGGCTCTCAGATGATGAGG
ATGACTTTCACCCAAACACCAGGTCCACACCCTTAGCAGTACTCCAGCTCCCGCCAGCCTCCCTGGG
GTACAGTGGAGCTGCTGGGCCCCGGCCATCACCCAGAGTGAGCTGGCCACCGCCTTGGCCCTGGCCAGC
ACTCCGGAGAGCAGCTCTCACACACCAGCTCCTGGCACCCAGGGTATTCTCAGGGACCTCACCAATGT
CCTCTGGTGTCCAGTCAAGGACGCCATCACCAATGATCTCTTACAGCAAGCCCTACAGCATGCCCTTCA
GGCCTCTGGGAGCCAGCCTTACAGAGCAGTGCCAGCCAGCTGCAGCAGCTACGTGACATGGGCATC
CAGGACGATGAGCTGAGCCTGCGGGCCCTGCAGGCCACCGGTGGGGACATCCAAGCAGCCCTGGAGCTCA
TCTTTGCTGGAGGAGCCCA

ACGCGTACGCGGCCGCTCGAGCAGAAACTCATCTCAGAAGAGGATCTGGCAGCAATGATATCCTGGATT
ACAAGGATGACGACGATAAGGTTTAA



[View online >](#)

Protein Sequence: >RC214894 representing NM_201265
Red=Cloning site Green=Tags(s)

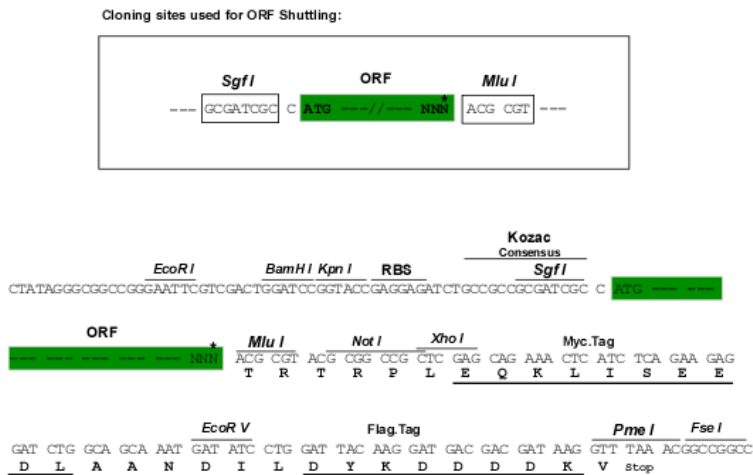
MSLSDWHLAVKLADQPLTPKSILRLPETELGEYSLGGYSISFLKQLIAGKLQESVDPPELIDLIYCGRKL
 KDDQTLDFYGIQPGSTVHVLKSWPEPDQKPEPVDKVAAMREFRVLHTALHSSSSYREAVFKMLSNKESL
 DQIIVATPGLSSDPIALGVLQDKDLFSVFADPNMLDTLVAHPALVNAIIVLHLSVAGSAPMPGTDSSSR
 SMPSSSYRDMPPGGFLFEGLSDEDDFHPNTRSTPSSSTPSSRPASLGYSGAAGPRPITQSELATALALAS
 TPSSSHTPTPGTQGHSSGTSPMSSGVQSGTPTINDLFSQALQHALQASGQPSLQSQWQPQLQLRDMGI
 QDDELSLRALQATGGDIQAALELIFAGGAP

TRTRPLEQKLISEEDLAANDILDYKDDDDKVK

Chromatograms: https://cdn.origene.com/chromatograms/mg2876_a05.zip

Restriction Sites: SgfI-MluI

Cloning Scheme:



* The last codon before the Stop codon of the ORF

ACCN: NM_201265

ORF Size: 1140 bp

OTI Disclaimer: The molecular sequence of this clone aligns with the gene accession number as a point of reference only. However, individual transcript sequences of the same gene can differ through naturally occurring variations (e.g. polymorphisms), each with its own valid existence. This clone is substantially in agreement with the reference, but a complete review of all prevailing variants is recommended prior to use. [More info](#)

OTI Annotation: This clone was engineered to express the complete ORF with an expression tag. Expression varies depending on the nature of the gene.

Components: The ORF clone is ion-exchange column purified and shipped in a 2D barcoded Matrix tube containing 10ug of transfection-ready, dried plasmid DNA (reconstitute with 100 ul of water).

Reconstitution Method:

1. Centrifuge at 5,000xg for 5min.
2. Carefully open the tube and add 100ul of sterile water to dissolve the DNA.
3. Close the tube and incubate for 10 minutes at room temperature.
4. Briefly vortex the tube and then do a quick spin (less than 5000xg) to concentrate the liquid at the bottom.
5. Store the suspended plasmid at -20°C. The DNA is stable for at least one year from date of shipping when stored at -20°C.

RefSeq: [NM_201265.1](#), [NP_957717.1](#)

RefSeq Size: 1409 bp

RefSeq ORF: 1143 bp

Locus ID: 84993

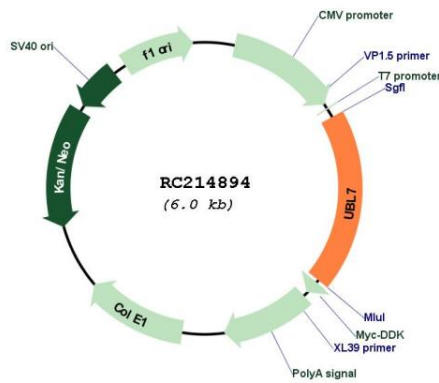
UniProt ID: [Q96S82](#)

Cytogenetics: 15q24.1

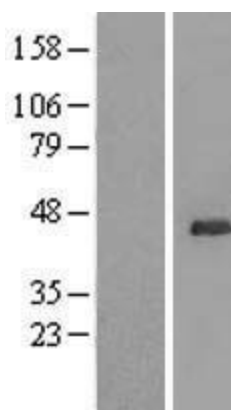
Protein Families: Druggable Genome

MW: 40.3 kDa


Product images:



Circular map for RC214894



Western blot validation of overexpression lysate (Cat# [LY404592]) using anti-DDK antibody (Cat# [TA50011-100]). Left: Cell lysates from untransfected HEK293T cells; Right: Cell lysates from HEK293T cells transfected with RC214894 using transfection reagent MegaTran 2.0 (Cat# [TT210002]).



Coomassie blue staining of purified UBL7 protein (Cat# [TP314894]). The protein was produced from HEK293T cells transfected with UBL7 cDNA clone (Cat# RC214894) using MegaTran 2.0 (Cat# [TT210002]).