

Product datasheet for RC214279

Ankyrin G (ANK3) (NM_020987) Human Tagged ORF Clone

Product data:

Product Type:	Expression Plasmids
Product Name:	Ankyrin G (ANK3) (NM_020987) Human Tagged ORF Clone
Tag:	Myc-DDK
Symbol:	ANK3
Synonyms:	ANKYRIN-G; MRT37
Vector:	pCMV6-Entry (PS100001)
E. coli Selection:	Kanamycin (25 ug/mL)
Cell Selection:	Neomycin
ORF Nucleotide Sequence:	>RC214279 representing NM_020987 Red=Cloning site Blue=ORF Green=Tags(s)

TTTTGTAATACGACTCACTATAGGGCGCCGGAATTCGTCGACTGGATCCGGTACCGAGGAGATCTGCC
GCC**CGGATCGCC**

ATGGCTCATGCAGCCTCACAATTAAGAAAAACAGGGATTTAGAAATCAATGCTGAAGAAGAGCCTGAGA
AAAAAAGGAAACACCGCAAACGGTCCCAGGATCGGAAGAAAAAGTCTGATGCCAATGCAAGTTACTTAAG
AGCAGCTCGAGCTGGACACCTTAAAAGGCCCTCGACTACATAAAAAATGGAGTTGACATCAACATTTGC
AATCAGAAATGGGTTGAACGCTCTCCACCTTGCTTCCAAAGAAGGCCATGTAGAGGTTGTTTCTGAGCTGC
TGACAGAGAGAAGCCAATGTGGATGCAGCTACAAAGAAAGGAAACACAGCATTGCACATCGCATCTTTGGC
TGGGCAAGCAGAGGTGGTAAAAGTCTTGTTTACAAATGGAGCCAATGTCAATGCACAATCTCAGAATGGT
TTCACGCCATTGTATATGGCAGCCCAGGAAAAATCACCTGGAAAGTTGTCAAGTTTCTTCTTGACAATGGTG
CAAGCCAGAGCCTAGCCACAGAGGATGGCTTACACCATTTGGCAGTGGCTTTGCAACAAGGTACGACCA
AGTCGTTTCGCTCCTGCTAGAGAATGACACCAAAGGAAAAGTGCCTCTCCAGCTCTTCATATCGCGGCC
CGAAAAGACGACACGAAAGCCGCCCTGCTGCTGCAGAATGACAACAATGCAGATGTGGAATCAAAGA
GTGGCTTCACTCCGCTCCACATAGCTGCTCACTATGAAATATCAATGTAGCCAGTTGCTGTTAAACCG
AGCGGCTGCTGTGGATTTACCCGCAAGGAATGACATCACTCCTTTACATGTTGCATCAAAAAGAGGAAAT
GCAAAATATGGTAAAATATTGCTCGATCGAGGAGCTAAAATCGATGCCAAAACCAGGGATGGTCTGACAC
CACTGCACTGTGGAGCAAGGAGTGGCCACGAGCAGGTGGTAGAAATGTTGCTTGTGCGAGCTGCCCCAT
TCTTTCAAAAACCAAGAATGGATTATCTCCATTGCACATGGCCACACAAGGGGATCATTTAAACTGCGTC
CAGCTTCTCCTCCAGCATAATGTACCCGTGGATGATGTCACCAATGACTACCTGACTGCCCTACACGTGG
CTGCCACTGTGGCCATTACAAAGTTGCCAAGTTCTCTTGATAAGAAAGCTAACCCCAATGCCAAAGC
CCTGAATGGCTTTACCCCTCTTCATATTGCCTGCAAGAAGAATCGAATTAAGTAATGGAATCCTTCTG
AAACACGGTGCATCCATCAAGCTGTAACCGAGTCGGGCCTTACCCCAATCCATGTTGCTGCCTTCATGG
GGCATGTAATATTGTATCACACTAATGCATCATGGAGCCTCACCAAACACCACCAATGTGAGAGGAGA
AACAGCACTGCACATGGCAGCTCGCTCCGGCCAAGCTGAAGTTGTGCGGTATCTGGTACAAGACGGAGCT
CAGGTAGAAGCTAAAGCTAAGGATGACCAACACCACTCCACATTTACAGCCGACTGGGAAAGCAGACA



[View online »](#)

TAGTACAACAGCTGTTGCAGCAAGGGGCATCTCCAAATGCAGCCACAACCTCTGGGTACACCCCACTTCA
 CCTTTCGCCCGAGAGGGGCATGAGGATGTGGCCGCTTCTTTTGGATCATGGAGCGTCTTTATCTATA
 ACAACAAAGAAAGGATTTACTCCTTTCATGTGGCAGCAAAATATGGAAGCTTGAAGTCGCAATCTCC
 TGCTACAGAAAAGTGCATCTCCAGATGTCTGGGAAGAGCGGGCTAACACCACTGCATGTAGCTGCACA
 TTACGATAATCAGAAAGTGGCCCTTCTGCTTTTGGACCAAGGAGCCTCACCTCACGCAGCCGCAAGAAT
 GGTTATACGCCACTGCACATCGCTGCCAAAAAGAACCAGATGGACATAGCGACAACCTCTGCTGGAATATG
 GTGCTGATGCCAACGCAGTTACCCGGCAAGGAATTGCTTCCGTCATCTCGCAGCTCAGGAAGGGCACGT
 GGACATGGTGTGCTGCTCCTCGGTAGAAATGCGAATGTGAACCTGAGCAATAAGAGCGGCTGACCCCA
 CTCCATTTGGCTGCTCAAGAAGATCGAGTGAATGTGGCAGAAGTCTCGTAAACCAAGGGGCTCATGTGG
 ACGCCAGACAAAGATGGGATACACACCACTGCATGTGGGCTGCCACTATGGAATATCAAGATTGTAA
 TTTCTGCTCCAGCATTCTGCAAAAGTTAATGCCAAAACAAGAATGGGTATACGCCATTACATCAAGCA
 GCACAGCAGGGGCATACGCATATAATAATGTCTTACTTCAGAACAACGCCTCCCCCAATGAACTCACTG
 TGAATGGGAATACTGCCCTTGGCATTGCCCGCGCCTCGGCTACATCTCAGTAGTGGACACCCTGAAGAT
 AGTGACCGAAGAGACCATGACCACAACACTGTACAGAGAAGCACAATAAATGAATGTTCCAGAAACGATG
 AATGAAGTCTTGATATGTCTGATGATGAAGTTCGTAAGCCAATGCCCTGAAATGCTCAGTGATGGCG
 AATATATCTCAGATGTTGAAGAAGTGAAGATGCAATGACCGGGACACAGACAAATATCTTGGGCCACA
 GGACCTTAAGGAATTGGGTGATGATTCCTGCCTGCAGAGGGTTACATGGGCTTGTAGTCTCGGAGCGCT
 TCTGCCAGCCTCCGCTCCTTCAAGTTCGGATAGGCTTACACCTTGAACAGAAAGCTCCTATGCACGGGACA
 GCATGATGATTGAAGAACTCCTTGTGCCATCCAAGAGCAGCATCTAACATTCACAAGGGAAATTTGATTC
 AGATTCTCTTAGACATTACAGCTGGGCTGCAGACACCTTAGACAATGTCAATCTTGTTCAGGCCCAT
 CATTCTGGGTTTCTGGTTAGCTTTATGGTGGACGCGAGAGGGGGCTCCATGAGAGGAAGCCGTCATCAGG
 GGATGAGAATCATCATTCTCCACGCAAGTACGGCCCCCACTCGAATCACCTGCCGTTTGGTAAGAG
 ACATAAACTGGCAACCCACCCCATGGTGAAGGAGAGGGATTAGCCAGTAGGCTGGTAGAAAATGGGT
 CCTGCAGGGGCACAATTTTTAGGCCCTGTATAGTGAATAACCCCTCACTTTGGGTCATGAGAGAAAAG
 AGAGAGAACTCATTGTTCTTGAAGTGAATAATGGTGAACCTTGAAGGAGCATCAGTTTGACAGCAAAAA
 TGAAGATTTAACCGAGTTACTTAATGGCATGGATGAAGAACTTGATAGCCAGAAAGATTAGGAAAAAG
 CGTATCTGCAGGATTATCACGAAAGATTTCCCCAGTATTTTGCAGTGGTTTCCCGGATTAAGCAGGAAA
 GCAACCAGATTGGTCTGAAGGTGGAATTTGAGCAGCACCACAGTGCCCTTGTTCAGCATCTTTCCC
 AGAGGGTGCCTAACTAAAAGAATTGAGTGGGCTCCAGGCCAGCCTGTTCCAGATGAAATGTGAAA
 AAGATCCTTGAACAAGCAACTTTAGCCCAATTGTCAGTGTGAACCAAGAAGCAGGAAATTCATA
 AACCAATCACAATGACCATTCGGTGCCTCCCTCAGGAGAAGGTGTATCCAATGGATACAAAGGGGA
 CACTACACCCAATCTGCGTCTTCTGTAGCATTACAGGGGGCACTTCGCTGCTCAGTGGGAAGACATC
 ACAGGAACAACCTCTTTGACGTTTATAAAAAGATTGTGTCTCCTTACAACCAATGTTTCAGCCAGATTTT
 GGCTTGCAGACTGCCATCAAGTTTTAGAAAAGTGGGGTTAGCCACGCAACTGTACAGAGAATTGATATG
 TGTTCATATATGGCCAAGTTTGTGTTTTTGCAAAAATGAATGATCCCGTAGAATCTTCTTGGCATGT
 TTCTGCATGACAGATGACAAAGTGGACAAAACCTTAGAGCAACAAGAAATTTGAGGAAGTCGCAAGAA
 GCAAGATATTGAGGTTCTGGAAGGAAAACCTATTTATGTTGATTGTTATGGAATTTGGCCCCACTTAC
 CAAAGGAGGACAGCAACTTGTTTTTAACTTTTATCTTTCAAAGAAAATAGACTGCCATTTTCCATCAAG
 ATTAGAGACACCAGCAAGAGCCCTGTGGTCTGTCTTTTCTGAAAGAACCAAGACAAACAAAAGGAC
 TGCTCAAACAGCGGTTTGAACCTTAAATATCACTCTGCCAGCACATAAAAAGGAGACAGAGTCAGATCA
 AGATGATGAGATTGAGAAAACAGATAGACGACAGAGCTTCGCATCCTTAGCTTACGTAAGCGCTACAGC
 TACTTGACTGAGCCTGGAATGATTGAACGGAGTACAGGAGCAACAAGATCCCTCCCACCACTTACTCAT
 ACAAGCCATTTCTTCTACAAGACCATAACAGTCTGGACAACAGCTCCGATTACAGTGCCTGGGCCAGC
 CAAGTCAGGCTTCACTTCTTATCAAGTCTTCTCTAATACGCCATCAGCTTCTCCGTTAAAATCAATA
 TGGTCTGTTTGCACCTTCTCCAATCAAATCCACATTAGGCGGTCACTACATCTTCAGTAAATCCA
 TTAGTGACGTGGCATCTCCAATTAGATCCTTTCGGACAATGTCTTCGCCGATAAAAAGTGGGTGCACA
 ATCTCCATACAATATCCAAGTTTCTCTGGTACCCTGGCTAGAGTCCAGCAGTACGGAAGCTACGCC
 TTAAGAGGGCTGGCATCCAATTTACGTTTTCTCTCGAACCTCTCCAGTACTACAGCAGGGTCTCTTT
 TGGAGAGGTCATCAATTAATGACACCCCTGCCTCCCCAAATCAAACATTAATATGATTCTCTCAAG
 TTTGCCATTTAAGTCAATTATTACATCAGCAGCACCGCTAATATCTTACCTTTAAAGTCAGTGGTGTCT
 CCAGTTAAATCAGCAGTTGATGTCAATTTATCAGCCAAAATTACAATGGCATCTTCTCTCATCACCTG
 TGAAGCAGATGCCTGGACATGCAGAGGTAGCATTAGTCAATGGATCTATTTCCCTCTAAAATATCCATC

ATCCTCAACTTTAATTAATGGATGCAAAGCCACTGCCACGTTACAGGAAAAATTTCTTCTGCTACAAAC
TCTGTGAGCTCTGTGGTCAGTGCAGCCACTGACACAGTTGAGAAAAGTGTTCCTACCACGACTGCAATGC
CATTTTCCCCTCAGGTCATATGTTTCTGCAGCACCACAGCTTTTCAGTCTCTAAGAAGCTCCTCCGC
AAGTGCAGTCTATACATCCCTGGGTCGTAATATCTGCAACTACCTCATCTGTAAGTTCATCAATTATA
ACAGTGCAGTACTCTGTAGTCAATGTTTTGCCAGAACCAGCATTAAAGAACTTCCAGACTCAATT
CATTTACAAAATCAGCAGCAGCCTTGTGTCAACCTTTAAACATTGACTACGGAGACACATCCTCAGCC
TCACCTTCAGTCAACTTCATCTCCAGTTAAGTCATCTTTGTTCCCTTGCACCCTCGCCCTTAAGTGTCT
ACACCATCTTCTTATCTTCCAGTCAGGAGATACTAAAAGATGTAGCTGAAATGAAAGAGGACCTAATGC
GGATGACCACAATACTACAGACAGATGTGCTGAGGAGAAGCCATTCCAACCTGAACTCCCAAAGGAAGG
GAGAATAGATGATGAAGAACCTTTCAAATTTAGAGAAAAGTAAAGGAAGACTTAGTGAAAGTTAGTGAA
ATCCTTAAAAAGGATGTATGTGTAGATAATAAAGGATCACCCAAATCACCAGAGAGTACAAAGGACACT
CTCCTGAAGATGACTGGATAGAATTTAGTTCGGAAGAAATCCGGGAAGCCAGACAACAAGCTGCTGCGAG
CCAGTCTCCATCTCTGCCAGAGAGAGTGAAGTAAAAGCAAAGCCGCCTCCGAAAAGGATTATAACTTG
ACCAAAGTTATTGATTACCTAACAAATGATATTGGGAGTAGTTCAGTACAAAATTTAAATACAAGTTG
AGGATGCAAAGAAGGATGGTGGAGAGACAGAAAAGAGTTTTAAACCAGCAATTGCTTTGCGAGGAACA
CAAACCTAAAATGCCTCCAGCCTCCATGAGGACTTCCACCTCTGAGAAAAGAAATTGTGTAATGGCTGAT
TCCTTTTTTGAACAGATACTATTTTAGAGTCTCCTGATGACTTTTCTAACACGACCAAGATAAAAAGT
CCTTGTCTGACAGTGGCTTTGAAACAAGAAGTGAAGGACACCTTCCAGCCCAAAAAGCGCTGAAAGCAC
TGGTCTTAAACCACTTTTTCATGAAGTTCCTTCCCTCCTGTCTTACAGAAAACAAGACTGAAGTGGTT
CATGTTATCAGGAGCTATGATCCCTCAGCTGGGATGTTCCCAAGACCAACAGAGGAGCTGTGTCCAC
CTAAACCTTCACTACTTTTATGGAATTGGAACCAAGCCACCACCTCTAGTATTAAGAAAAGGTTAA
AGCATTTCAAAATGAAAGCCAGTAGTGAAGAAGATGACCACAATCGGGTTTTAAGCAAAGGCATGCGTGT
AAAGAAAGAGACTCACATAACCAACCAAGATGGTTTATCATTCTCCACCAGCGGTGAAGGTGCAT
CTGAAAGAATTGAAGAAAACCATGTCAGTCCATGACATCATGAAGGCCCTTTCAGTCCGGGGGATCCTTC
CAAAGAAGTGGCAGTCTGTTTGAACATAAAGTCCGCAGTGTCTCCAGATGTTTACAAAGTCTGCTGTGAA
ACCTCAGCCAGCATGCAGAGAAGGACAACCAATGAAACCCAAACTGGAGCGTATAATAGAAGTCCACA
TCGAAAAGGTAACCAAGCTGAGCCCACTGAAGTCAATTATAGAGAAAACCAAAAGCATCCAGAAAAAGA
AATGTATGTATATCAGAAAAGACTTATCCCGGGAGATATTAACCTAAAAGATTTTCTGCCAGAAAAAC
GATGCTTTTCTGTTCCAGAGAACAGGGTCCAGCAAGAAGAAGAAGTACTGCTGAAGAGTCAATGCTGC
CTTCTTATCTGGAGTCTCCAGAGTAAACTCCTGTGTCCCAAGAAGAAGATAGCCGCCCTAGTCTGCTG
TCAACTCATATCTGATGACTCTTATAAAACATTGAAGCTTTTGTGCAACTCAATAGAATACCATGAC
GATGAGTTGTGAGAACTAAGAGGGGAGTCTTACAGGTTTCTGAGAAAATGCTTCTGTGAGAAAAGCTAG
ATGTGTCTCATTCTGATACTGAGGAATCGGTTACAGACCATGCAGGACCCCTAGCTCAGAGTTACAGGG
GTCTGATAAGCGGTCCAGAGAAAAAATAGCCACTGCCCCCAAAAAGAAATTTCTCTCAAATCTATAAA
GATGTTTCTGAAAATGGTGTAGGTAAAGTGTCTAAAGATGAGCATTGTAAGTGAAGTGAAGTGTGCACT
ATTCTGGCAATGTTAGTAGTCCAAAACATGCCATGTGGATGCGCTTACTGAGGACAGATTAGACAGAGG
TAGAGAGAAGTTGATATATGAAGATAGGGTGGACAGGACTGTGAAGGAGGCTGAAGAAAAGTACTGAA
GTGTCACAGTTTTTTCGTGACAAAAGTAAAAGCTAAATGATGAACTGCAGTCCCAGAGAAAAGGCAC
GCCCTAAAATGGCAAAGAATATTCTTCTCAAAGCCCTACCAGTAGCAGCCCTGAGAAAAGTGTACTGAC
AGAATGCTGGCATCCAATGATGAGTGGTTAAGGCAAGACAGCATGGCCCTGATGGACAAGGCTTCCCC
AAGGCCGAGGAGAAGGCCACCCAGTCTGCCAGCAGCCAGAGAAGATGGTTCTCTCCAACAGACTGAGG
ACAGCAAGTCCACAGTGAAGCCAAAGGAAGTATTTACAGAGCAAAAGCACCAGATGGGCCCCAGTCTGG
ATTCCAGCTCAAACAATCTAAACTCAGTTCATTAGATTAATAATTTGAACAAGGCACACAGCAAAAAGT
AAGGACATGTCTCAAGAAGACAGAAAGTCAAGTGGCCAGTCCAGAATCCCAGTTAAAAAATACAGGAGA
GCAAGCTACCCGTCTACCAAGTTTTTGTAGAGAAAAACAGCAGAAGGCCATAGACCTCCAGATGAAAG
TGTATCTGTGCAAAAAGATTTTATGGTATTAATAACCAAGATGAGCATGCCAAAAGCAACGAAATGTT
GTAATGATTCTGGCTCTGATAATGTGAAAAACAGAGAAGTGAATGTCAAGTAAAGCAATGCCTGACT
CTTTTTCTGAGCAGCAGGCTAAAGACTTGGCATGTATATAACCTCAGATTTAGCAACTAGGGGACCATG
GGCAAAAAGGCTTTTAGAACATGGGAGAGTTCGGGAGCCACTAACAAATAGTCTCAGAAAAGAAAAGT
TCGCATGTAAGTGTGATGTAAGAGAGAATCACATTGGTACCCTGAGAGTAAAAGTGTGATCAAA
AGAATGAATTTATGTCTGTGACTGAGAGAGAACGCAAAATGTTAACAAACGGCTCTCTCAGAAATTA
AGAAATGACTGTAAAATCTCCCTCCAAAAGTCTTATATAGGGAATATGTTGTGAAAGAAGGGACCAT

CCAGGCGGATTGCTTGATCAGCCTCCAGGAGGAGCGAGAGCTCAGCAGTGTACACATCCCGTCAGAG
TTGCTGATGAGAGGAGAAATGCTGTCTTCTAATATCCCGATGGTTTTGTGAACAGTCGGCATTCCAAA
ACATGAACTATCACAAAATGTCCAGTCAAGCATGAGTAAAGAGACAGTTGAGACACAGCACTTAAT
TCTATAGAAGATGAAAAAGTTACCTATTCAGAAATCAGCAAAGTTTCCAAACACCAGAGTTATGTAGTT
TATGCCACCTCTCGAGGAAACCGAAACCTCCCCACCAATCTCCTGATTCTTTAGAGTTTAGCCGAG
AAAGGAATCTCCCTCTAGTGATGATTCGACCACAGTCCCATTGATGGATTGGAAAACTCGCACCCTA
GCCAGCAGAGGGAGGAAAGAGATAAAAACCTTACCCTTTATGTCAGTTTTGTACAAGTGGGGAAG
AATATGAAAAGGAGATACAACAAGGAGGTGTAATAAAAAATCATAAGTCAGGAATGTAAAGACGTACAAGA
AACCCAGGGGACCTTTTATACTAGACAGCAAAAGCAACCTCCTTCTCCCAAGGTAGTCCAGAAGAT
GATACTCTAGAGCAAGTATCCTTTCTAGACAGCTCTGGGAAAAGCCCTTAAACCCAGAAACACCCAGTT
CAGAGGAAGTGAGTTATGAATTTACATCTAAGACACCTGACTCGCTCATAGCTTATATACCAGGCAAACC
CAGCCCAATCCCGAGGTTCTGAGGAGTCAGAGGAGGAGAACAGGCCAAGTCAACCTCCCTTAAGCAG
ACTACAGTGGAGAAACAGCAGTTGAGCGTGAAATGCCTAATGACGTGAGCAAAGACTCTAACCAAAGAC
CCAAAAATAACAGAGTTGCCTATATTGAATTTCCCTCCTCCACCCTGGATGCGGACCAGATTGAGTC
AGATAAGAAGCATCATTATCTCCAGAAAAAGAGTTGACATGATTGAAGTCAATCTGCAAGATGAGCAT
GACAAGTACCAGCTGGCTGAACCTGTATTAGAGTGCAGCCACCTTACCAGTTCCTCCCGGGCAGACG
TCAGTGATTCAAGCGATGACGAATCTATTTATCAGCCAGTCCCAGTTAAAAAATATACCTTCAAATTTAA
GGAAGTGGACGATGAACAAAAGAAAAACCCAAAGCTTCTGCTGAAAAGGCTTCCAAACGAAAAGAACTG
GAAAGTAAATGGATCTGGAAAAGATAATGAATTTGGCCTTGGCCTTGATTACCTCAGAATGAAATGGCC
AGAATGGGAACAACGACCAGTCCATCACAGAGTGTCCATTGCCACCACAGCAGAGTTTTCTCATGACAC
GGATGCCACAGAGATCGACTCTCTGGATGGCTATGACCTGCAAGATGAAGATGATGGCTTGACAGAGAGT
GATTCTAAACTCCAATTCAAGCCATGGAATTAAGAAAGATATCTGGAACACAGAGGGCATTCTGAAGC
CAGCTGACCGCTCTTTAGCCAAAGTAACTTGAAGTTATCGAGGAGGAGGAAAGTGGGACCAGATGA
GGACAAGCCACCTTCTAAAAGTTCTTCACTGAAAAGACTCCTGATAAGACTGATCAGAAGTCAGGGGCC
CAGTTCTTCACTGGAAGGCAGACATCCTGACAGATCAGTGTTTCTGATACTTACTTCAGTTACAAG
TAGATGAAGAATTTGCCACTCCTTTTAAAACAGTAGCTACCAAAGGTCTAGATTTTGACCCTTGGCTAA
TAACCGAGGGGATGATGAAGTTTTGACAGTAAATCACGGGAAGATGAACTAAGCCATTTGGGCTGGCG
GTAGAAGACCGCTCTCCAGCAACAACCCCTGATACAACGCCAGCCAGAACGCCAAGTATGAAAGTACCC
CAACTAGTGAGCCTAACCCCTTCCCATTTATGAAGGAAAAATGTTTGAGATGACTCGCAGTGGTCAAT
TGACATGAGCAAGAGGGATTTTGTGAAGAGAGGCTCCAATTTTCCAGATTGGTGAGCATACTTCTGAA
GGGAAGTCAGGGGACCAGGGGAAAGGGGATAAAAGTATGGTCACTGCCACACCACAGCCACAGTCAGGGG
ACACCCTGTAGAAACCAATCTAGAGAGAAATGTAGAGACACCTACAGTGAACCTAACCCAGCATCCC
GACCAGCGGAGAGTGTCAAGGAAGGCACATCCAGTGTGGCTCCCTGGAGAAATCAGCAGCAGCCACTAAC
ACCTCTAAAGTTGACCCCAAGTTGCGCACGCCTATAAAAAATGGGAATTTCTGCATCCACCATGACCATGA
AGAAAAGAGGCCCTGGAGAAATAACAGATAAGATAGAAGCGGTGATGACCAGTTGTGAGGGATTAGAAAA
TGAAACTATAACAATGATTTCAAATACAGCCAATAGCCAGATGGGCGTTAGGCCCATGAAAAACATGAT
TTTCAAAAAGATAACTTTAATAACAACAACAATTTGGATTCTTCCACTATACAGACAGATAACATTATGA
GTAATATAGTTCTGACAGAACATTTGCACCCACTGTACCACAGAGAAAGATAACCCAGTGAAGTCTC
ATCAGGAAAAAAGACAGGGGTAACAAGGACACTGTGTAAGAGATAAGCAGAAAGTTCTTGGAGAACAG
CAAAAAACAAGGAATTGATAGGGATTAGGCAAAAATCCAACTTCCATAAAGGCCACTTACCAAAAG
ATACCTTCCCACCGAACCATATGTCAAACACTAAAGCAAGTAAAAATGAAGCAGGTTAGTCAATCCGAGAA
AACCAAAGCCCTTACTACTTCTTCTCATGTGTAGATGTAAGTCCAGAATCCAGTAAAAACACACAGG
GATAACATAATTGCAGTTAGAAAAGCATGTGCCACACAAAAGCAAGGACGCCAGAGAAAAGGCAAGGCCA
AACAGCTTCCATCCAAGTTGCCAGTAAAGGTAAGATCCACCTGTGTCCTACCACCACCACCCTGCCAC
CACCACCACCCTACCACCCTACCACCACCACCAGCTGCACAGTTAAAGTTAGGAAAAGTCAGCTCAAG
GAAGTATGTAACATTCCATTGAATATTTAAGGGAATTAGTGGTGAGACCTTAAAGCTTGTGGACCGCC
TCTCTGAAGAAGAAAAAAGATGCAGTCCGAGTTGTCCGATGAGGAAGAAAGTACCTCAAGAAACACGTC
GTTGTCCGAGACTTCCCGGGTGGCCAGCCTTCGGTTACAACGAAGTCTGCTAGAGATAAGAAAACAGAG
GCAGCACCTTTAAAATCAAAGAGTGAAGGCGCCGAGTGAAGAAAGGAGCAGTGAAGGACTGGTCCAC
AGAGTCCATGTGAACGGACAGATATCAGGATGGCAATAGTAGCCGATCACCTGGGACTTAGTTGGACAGA
ACTGGCAAGGGAAGTGAATTTTTAGTGGATGAAATCAATCAAATACGTGTGAAAAATCCAAATCTTTA
ATTTCTCAGAGCTTATGTTATTAATAAAAAATGGTTACCAGAGACGGAATAATGCCACAATGATGCTT

TAACTTCGGTCTTGACAAAAATTAATCGAATAGATATAGTGACTGCTAGAAGGACCAATATTTGATTA
 TGGAAATATTTACGGCACCAGAAGTTTTGCAGATGAGAACAATGTTTTCCATGACCTGTTGATGGTTGG
 CAGAATGAGACATCAAGTGGAAACCTAGAGTCTCGCCTCAAGCTCGAAGAGTAAGTGGTGGGTTACTAG
 ATCGACTGGATGACAGCCCTGACCAGTGTAGAGATTCCATTACCTCATATCTCAAAGGAGAAGCTGGCAA
 ATTTGAAGCAAAATGGAAGCCATACAGAAATCACTCCAGAAGCAAAGACAAAAATCTTACTTTCCAGAAATCC
 CAAAATGATGTAGGAAAAACAGAGTACCAAGGAACTCTGAAACCAAAAAATACATGGATCTGGTCTATGTTG
 AAGAACCAGCATCACCCTAGCAGCATATCAGAAATCTCTAGAAGAAACCAGCAAGCTTATAATAGAAGA
 GACTAAACCCTGTGTGCCTGTCAGTATGAAAAAGATGAGTAGGACTTCTCCAGCAGATGGCAAGCCAAGG
 CTTAGCCTCCATGAAGAAGGGGTCCAGTGGGTCTGAGCAAAAGCAGGGAGAAGGTTTTAAGGTAAAA
 CGAAGAAAGAAATCCGGCATGTGAAAAGAAGAGCCACTCG

ACGCGTACGCGGCCGCTCGAGCAGAAACTCATCTCAGAAGAGGATCTGGCAGCAATGATATCCTGGATT
 ACAAGGATGACGACGATAAGGTTTAA

Protein Sequence:

>RC214279 representing NM_020987
 Red=Cloning site Green=Tags(s)

MAHAASQLKKNRDLINAEIEPEKRRKRRSRDRKKSDANASYLRAARAGHLEKALDYIKNGVDINIC
 NQNGLNALHLASKEGHVEVVSSELLQREANVDAATKKGNTALHIASLAGQAEVVKVLTNGANVNAQSQNG
 FTPLYMAAQENHLEVVKFLLDNGASQSLATEDGFTPLAVALQQGHDQVVSLLLENDTKGKVRPALHIAA
 RKDDTKAAALLQNDNADVESKSGFTPLHIAAHYGNINVATLLLNRAAVDFTARNDITPLHVASKRGN
 ANMVKLLDRGAKIDAKTRDGLTPLHCGARSGHEQVVEMLLDRAAPILSKTKNGLSPLHMATQGDHLNVCV
 QLLLQHNVPVDDVTNDYLTALHVAACHGHYKVAKVLDDKANPNKALNGFTPLHIACKNRKIVMELL
 KHGASIQAVTESGLTPIHVAAFMGHVNIVSQLMHHGASPNNTNVRGETALHMAARSGQAEVVRVYLVDGA
 QVEAKAKDDQTPHISARLGKADIVQQLQQGASPNAAATTSYGTPLHLSAREGHEDVAAFLLDHGASLSI
 TTKKGFPLHVAAYKGLKLEVANLLLQKSASPDAAGKSGLTPLHVAAYHDNQKVALLLDQGASPHAAKN
 GYTPLHIAAKKNQMDIATTLLEYGADANAVTRQGIASVHLAAQEGHVDMSVLLLGRNANVNLNKSGLTP
 LHLAAQEDRVNVAEVLVNQGAHVDAQTKMGYTPLHVGCHYGNIKIVNFLQHSKVNKTKNGYTPLHQA
 AQQGHTHIINVLLQNNASPNELTVNGNTALGIARRLGYISVVDTLKIVTEETMTTTVTKEHKMNVPETM
 NEVLDMSDDEVRKANAPPEMLSDGEYISDVEEGEDAMTGDTKYLPQDLKELGDDSLPAEGYMGFSLGAR
 SASLRSFSSDRSYTLNRSYARDSMMIIEELLVPSKEQHLFTREFDSDSLRHYSWAADTLDNVNLVSSPI
 HSGFLVSMVDARGGSMRGRSRHGMRIIIPPRKCTAPTRITCRLVKRHLANPPPMEVEGLASRLVEMG
 PAGAQLGPVIVEIPHFGSMRGKERELIVLRSENGETWKEHQFDSKNEDLTELNGMDEELDSPEELGKK
 RICRIITKDFPQYFAVVSRIKQESNQIGPEGGILSSTTVPLVQASFPEGALTKRIRVGLQAQVVPDEIVK
 KILGNKATFSPIVTVPRRRKFHKPITMTIPVPPPSGEGVSNGYKGDTPNLRLLCSITGGTSPAQWEDI
 TGTTPFTFKDCVSFTTNSARFWLADCHQVLETVGLATQLYRELCVPMYAKFVFAKMNPDVSSLRC
 FCMTDDKVDKLEQQENFEEVARSKDIEVLEKPIYVDCYGNLAPLTKGGQQLVFNFYSFKENRPFPSIK
 IRDTSQEPGRLSFLKEPKTKGLPQTAVCNLNLITLPAHKKETESDQDDEIEKTDRRQSFASLALRKRY
 YLTEPGMIERSTGATRSPLTTYSPKPFSTRPYQSWTAPITVGPAGKSGFTSLSSSSSNTSPASPLKSI
 WSVSTPSPIKSTLGASTTSSVKSISDVASPIRSFRTMSSPIKTVVSQSPYNIQVSSGTLARAPAVTEATP
 LKGLASNSTFSSRTSPVTTAGSLLERSITMTPPASPKNINMYSSSLPFKSIITSAAPLISPLKSVVS
 PVKSAVDVISSAKITMASSLSSPVKQMPGHAVALVNGSISPLKYPSSSTLINGCKATATLQEKISSATN
 SVSSVSAATDTVEKVFSTTTAMPFSPLRSYVSAAPSAFQSLRTPSASALYTSLGSISATTSSTVSSII
 TVPVYVSVNVLPEPALKKLPDSNSFTKSAALLSPIKTLTETHPQPHFSRTSSPVKSSFLAPSALKLS
 TPSSLSSSQEILKDVAKMEDLMRMTAILQTDVPEEKPFQPELPKEGRIDDEEPFKIVEKVEDLVKVS
 ILKDDVCVDNKGSPKSPKSDKGHSPEDDWIEFSSEEIAREARQAAASQSPSLPERVQVAKAAASEKDYNL
 TKVIDYLTNDIGSSSLTNLKYKFEDAKKDGEEERQKRVLPKPAIALQEHKLMPPASMRSTSEKELCKMAD
 SFFGTDITILESPDDFSQHDQDKSPLSDSGFETREKTPSAPQSAESTGPKPLFHEVPIPPVITETRETVV
 HVIRSYDPSAGDVPQTQPEEPVSPKPSPTFMELEPKPTTSSIKEKVKAFQMKASSEEDDHNRLVSKGMRV
 KEETHITTTTRMYYHSPPGGEGASERIEETMSVHDIMKAFQSGRDPSELAGLFEHKSASVSPDVHKSAAE
 TSAQHAEKDNQMKPKLERIEVHIEKGNQAEPTVEIIRETKKHPEKEMVYVQKDLSRGDINLKDFLPEKH
 DAFPCSEEQGGQEEEEELTAEESLPSYLESSRVNTPVSQEEDSRPSSAQLISDDSYKTLKLLSQHSIEYHD
 DELSELRGESYRFAEKMLLSEKLDVSHSDTEESVTDHAGPPSSELQGSKRSREKIATAPKKEILSKIYK

DVSENGVGKYSKDEHFDKVTVLHYSNGVSSPKHAMWMRFTE DRLDRGREKLIYEDRVDRTVKEAEEKLTE
 VSQFFRDKTEKLNDELQSPEKKARPKNGKEYSSQSPTSSSPEKVELL TELLASNDWEVKARQHGPDGQGF
 KAEEKAPSLPSSPEKMLVSSQQTEDSKSTVEAKGSI SQSKAPDGPQSGFQLKQSKLSSIRLKFEEQTHAKS
 KDMSQEDRKSDGQSRIPVKKIQESKLPVYQVFAREKQQAIDL PDESVSQKDFMVLKTKDEHAQSNEIV
 VNDSGSDNVKQRTEMSSKAMPDSFSEQQAKDLACHITSD LATRGPWDDKVFRTWESSGATNNSQKEKL
 SHVLVHDVRENHIGHPESKSDVQKNEFMSVTERERKLL TNGSLSEIKEMTVKSPSKVL YREYVVKEGDH
 PGLLDQPSRRSESSAVSHIPVRVADERRMLSSNIPDGFCEQSAFPKHEL SOKLSQSSMSKETVETQHFN
 SIEDEKVTYSEISKVSKHQSYVGLCPPLEETETSPTKSPDSEFSPGKESPSSDVFHDSPIDGLEKLAPL
 AQTEGGKEIKTLVYVSVFVQVGKQYEKEIQGGVKKIISQ ECKTVQETRTGTFYTRQQKQPPSPQGSPE
 DTLEQVSFLDSSGKSP LTPETPSSEEVSYEFTSKTPDSL IAYIPGKPSPIPEVSEEEEEQAKSTSLKQ
 TTVEETAVEREMPNDVSKDSNQRPKNRVAYIEFP PPLDADQIESDKKHHYLPKEVDMIEVNLQDEH
 DKYQLAEPVIRVQPPSPVPPGADVSDSDESIYQVPVVKYTFK LKEVDDEQKEPKASAEKASNQKEL
 ESNNGSKDNEFGLGLDSPQNEIAQNGNNDQSIT ECSIATTAEF SHDTDATEIDSLDGYDLQDEDDGLTES
 DSKLPIQAMEIKKDIWNTEGILKPADRSFSQSKLEVIE EEEGKVGPDDEKPPSKSSSEKTPDKTDQKSGA
 QFFTLEGRHPDRSVFPDITYFSYKVDEEFATPFKTVATKGLDFPWSNNRGDDEVFDSKSREDETKPFGLA
 VEDRSPATTPDTPARTPDESTPTSEPNPFPFHEGKMFEMTRSGAIDMSKRDFVEERLQFFQIGEHTSE
 GKSGDQEGDKSMVTATPQPQSGDTTVETNLERNVETPTVEPNPSIPTSGECQEGTSSSGSLEKSAATN
 TSKVDPKLRTPIKMGISASTMTMKKEGPEITDKIEAVM TSCQGLENETITMISNTANSQMGVPRPEKHD
 FQKDNFNNNNLDSSITQTDNIMSNIVL TEHSAPTCTTEKDN PVKVS SGGKTGVLQGHVCRDKQKVLGEQ
 QKTKELIGIRQSKLPIKATSPKDTFPPNHMSNTKASKMKQVSQSEKTKALTTSSCVDVKSRI PVKNTHR
 DNIIAVRKACATQKQGQPEKGKAKQLPSKLPVKVRSTCV TTTTTTATTTTTTTTTTTTCTVKVRKSQLK
 EVCKHSIEYFKGISGETLKLVDRLSEEEKMQSEL SDEESTSRNTSL SETSRGGQPSVTKSARDKKE
 AAPLKSSEKAGSEKRSRRTGQPSPCERTDIRMAIVADHLGL SWTELARELNF SVDEINQIRVENPNSL
 ISQSFMLLKKWVTRDGKNATTDALTSVLT KINRIDIVTLLEGPIFDYGNISGTRSFADENNVFHDVPDVGW
 QNETSSGNLESCAQRRTGGLDRLDDSPDQCRDSITSY LKGEAGKFEANGSHT EITPEAKTKSYFPES
 QNDVGKQSTKETLKPkihGSGHVEEPASPLAAYQK SLEETSKLIIETKPCVPVSMKMSRTSPADGKPR
 LSLHEEEGSSGSEQKQGEFGKVKTKKEIRHVEKSHS

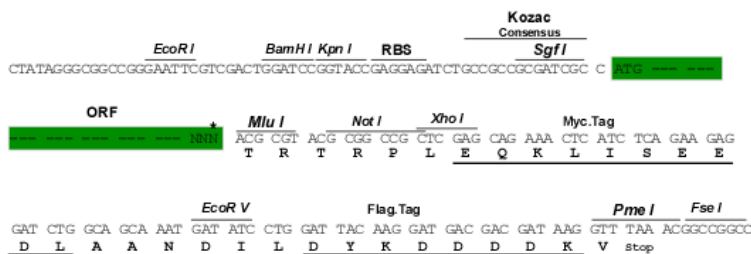
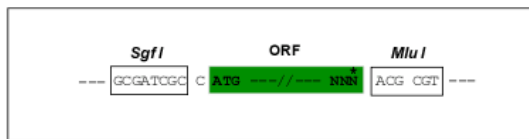
TRTRPLEQKLISEEDLAANDILDYKDDDDKV

Restriction Sites:

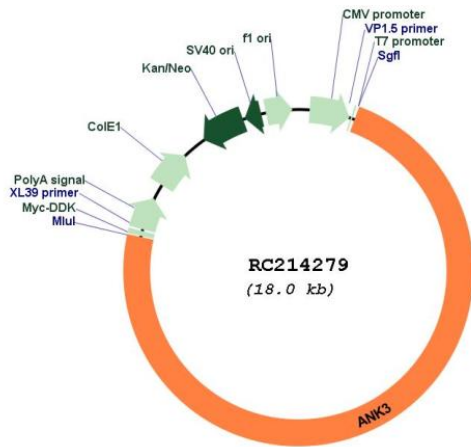
SgfI-MluI

Cloning Scheme:

Cloning sites used for ORF Shuttling:



* The last codon before the Stop codon of the ORF

Plasmid Map:


ACCN: NM_020987

ORF Size: 13131 bp

OTI Disclaimer: Due to the inherent nature of this plasmid, standard methods to replicate additional amounts of DNA in *E. coli* are highly likely to result in mutations and/or rearrangements. Therefore, OriGene does not guarantee the capability to replicate this plasmid DNA. Additional amounts of DNA can be purchased from OriGene with batch-specific, full-sequence verification at a reduced cost. Please contact our customer care team at custsupport@origene.com or by calling 301.340.3188 option 3 for pricing and delivery.

The molecular sequence of this clone aligns with the gene accession number as a point of reference only. However, individual transcript sequences of the same gene can differ through naturally occurring variations (e.g. polymorphisms), each with its own valid existence. This clone is substantially in agreement with the reference, but a complete review of all prevailing variants is recommended prior to use. [More info](#)

OTI Annotation: This clone was engineered to express the complete ORF with an expression tag. Expression varies depending on the nature of the gene.

Components: The ORF clone is ion-exchange column purified and shipped in a 2D barcoded Matrix tube containing 10ug of transfection-ready, dried plasmid DNA (reconstitute with 100 ul of water).

Reconstitution Method:

1. Centrifuge at 5,000xg for 5min.
2. Carefully open the tube and add 100ul of sterile water to dissolve the DNA.
3. Close the tube and incubate for 10 minutes at room temperature.
4. Briefly vortex the tube and then do a quick spin (less than 5000xg) to concentrate the liquid at the bottom.
5. Store the suspended plasmid at -20°C. The DNA is stable for at least one year from date of shipping when stored at -20°C.

RefSeq: [NM_020987.5](#)

RefSeq Size: 14771 bp

RefSeq ORF: 13134 bp

Locus ID: 288

UniProt ID: [Q12955](#)

Cytogenetics: 10q21.2

Domains: DEATH, ZU5, ANK

Protein Families: Druggable Genome

MW: 480.2 kDa

Gene Summary: Ankyrins are a family of proteins that are believed to link the integral membrane proteins to the underlying spectrin-actin cytoskeleton and play key roles in activities such as cell motility, activation, proliferation, contact, and the maintenance of specialized membrane domains. Multiple isoforms of ankyrin with different affinities for various target proteins are expressed in a tissue-specific, developmentally regulated manner. Most ankyrins are typically composed of three structural domains: an amino-terminal domain containing multiple ankyrin repeats; a central region with a highly conserved spectrin binding domain; and a carboxy-terminal regulatory domain which is the least conserved and subject to variation. Ankyrin 3 is an immunologically distinct gene product from ankyrins 1 and 2, and was originally found at the axonal initial segment and nodes of Ranvier of neurons in the central and peripheral nervous systems. Multiple transcript variants encoding different isoforms have been found for this gene.[provided by RefSeq, Feb 2011]