

Product datasheet for **RC214251**

UHRF1 (NM_013282) Human Tagged ORF Clone

Product data:

Product Type:	Expression Plasmids
Product Name:	UHRF1 (NM_013282) Human Tagged ORF Clone
Tag:	Myc-DDK
Symbol:	UHRF1
Synonyms:	hNP95; hUHRF1; huNp95; ICBP90; Np95; RNF106; TDRD22
Mammalian Cell Selection:	Neomycin
Vector:	pCMV6-Entry (PS100001)
E. coli Selection:	Kanamycin (25 ug/mL)



[View online »](#)

**ORF Nucleotide
Sequence:**

>RC214251 representing NM_013282
 Red=Cloning site Blue=ORF Green=Tags(s)

TTTTGTAATACGACTCACTATAGGGCGGCCGGAATTCGTCGACTGGATCCGGTACCGAGGAGATCTGCC
 GCC**CGGATCGCC**

ATGGGGTTTTTGTGTCCTCCCTCAGCTCCGACACCATGTGGATCCAGGTTCCGACCATGGATGGGA
 GGCAGACCACACGGTGGACTCGCTGTCCAGGCTGACCAAGGTGGAGGAGCTGAGGCGGAAGATCCAGGA
 GCTGTTCCACGTGGAGCCAGGCCTGCAGAGGCTGTTCTACAGGGCAAACAGATGGAGGACGGCCATAACC
 CTCTTCGACTACGAGGTCGCTGAATGACACCATCCAGCTCCTGGTCCGCCAGAGCCTCGTGCTCCCC
 ACAGCACCAAGGAGCGGGACTCCGAGCTCTCCGACACCGACTCCGGCTGCTGCCTGGGCCAGAGTGAGTC
 AGACAAGTCTCCACCCACGGTGGAGCGGCCGCGAGACTGACAGCAGGCCAGCCGATGAGGACATGTGG
 GATGAGACGGAATTGGGGCTGTACAAGGTCAATGAGTACGTGATGCTCGGGACACGAACATGGGGCGT
 GGTGGAGGCGCAGGTGGTCAAGGTGACGCGGAAGGCCCTCCGGGACGAGCCCTGCAGCTCCACGTC
 CAGGCCGCGCTGGAGGAGGACGTCATTTACCAGTGAATACGACGACTACCCGAGAACGGCGTGGTC
 CAGATGAACTCCAGGGAGTCCGAGCGCGCCCGCACCATCATCAAGTGGCAGGACCTGGAGGTGGGCC
 AGGTGGTCATGCTCAACTACAACCCGACAACCCCAAGGAGCGGGGCTTCTGGTACGACGCGGAGATCTC
 CAGGAAGCGCGAGACCAGGACGGCGCGGAACTCTACGCCAACGTGGTGTGGGGATGATTCTCTGAAC
 GACTGTGGATCATCTTCGTGGACGAAGTCTTCAAGATTGAGCGCGCGGTGAAGGGAGCCCATGGTTG
 ACAACCCCATGAGACGGAAGAGCGGGCGTCTGCAAGCACTGCAAGGACGACGTGAACAGACTCTGCCG
 GGTCTGCGCTGCCACCTGTGCGGGGGCCGCGAGGCCGACAAGCAGCTCATGTGCGATGAGTGGCAGC
 ATGGCCTCCACATCTACTGCCTGGACCGCCCTCAGCAGTGTCCAGCGAGGACGAGTGGTACTGCC
 CTGAGTCCCGAATGATGCCAGCGAGTGGTACTGGCGGAGAGCGGCTGAGAGAGCAAGAAGAAGGC
 GAAGATGGCCTCGCCACATCGTCTCACAGCGGACTGGGGCAAGGGCATGGCCTGTGTGGGCCGACC
 AAGGAATGTACCATCGTCCCGTCCAACCTACGGACCATCCCGGGATCCCGTGGGCACCATGTGGC
 GGTTCGAGTCCAGGTCAGCGAGTGGGTGTCCATCGGCCACGTGGTGGCATAACGCGCGGAGCAA
 CGACGGAGCGTACTCCCTAGTCTGGCGGGGGCTATGAGGATGACGTGGACCATGGGAATTTTTTACA
 TACACGGGTAGTGGTGGTGCAGATCTTCCGGCAACAAGAGGACCGGGAACAGTCTTGTGATCAGAAAC
 TCACCAACACCAACAGGGCGCTGGCTCTCAACTGCTTTGCTCCCATCAATGACCAAGAAGGGCCGAGGC
 CAAGGACTGGCGTGGGGAAGCCGGTCAAGGTGGTGGCAATGTCAAGGTGGCAAGAATAGCAAGTAC
 GCCCCCGTGGGCAACCGCTATGATGGCATCTACAAGTTGTGAAATACTGGCCGAGAGGGGAAGT
 CCGGGTTTCTCGTGTGGCGTACCTTCTCGGAGGGACGATGATGAGCCTGGCCCTGGACGAAGGAGGG
 GAAGGACCGGATCAAGAAGTGGGGTACCATGCAAGTATCCAGAAGGCTACCTGGAAGCCCTGGCCAAC
 CGAGAGCGAGAGAAGGAGAACAGCAAGAGGGAGGAGGAGGAGCAGCAGGAGGGGGGCTTCGCGTCCCCCA
 GGACGGGCAAGGGCAAGTGAAGCGGAAGTCCGCGAGGAGTGGCCGAGCAGGGCCGGTCCCCGCGCCG
 GACATCCAAGAAAACCAAGTGGAGCCCTACAGTCTCACGGCCAGCAGAGCAGCCTCATCAGAGAGGAC
 AAGAGCAACGCCAAGCTGTGAATGAGGTCTGGCGTCACTCAAGGACCGCCGGCGAGCGGCAGCCCGT
 TCCAGTTGTTCTGAGTAAAGTGGAGGAGCGTCCAGTGTATCTGCTGTGAGGAGTGGTGTCCGGCC
 CATCACGACCGTGTGCCAGCACAACGTGTGCAAGGACTGCCTGGACAGATCCTTTCCGGCACAGGTGTT
 AGCTGCCCTGCCGCTACGACTGGGCCGACGCTATGCCATGCAGGTGAACAGCCTCTGCAGACCG
 TCCTCAACAGCTCTTCCCGGCTACGGCAATGGCCG

ACGCGTACGCGCGCGCTCGAGCAGAACTCATCTCAGAAGAGGATCTGGCAGCAAATGATATCCTGGATT
 ACAAGGATGACGACGATAAGGTTTAA

Protein Sequence: >RC214251 representing NM_013282
 Red=Cloning site Green=Tags(s)

MGVFAVPLSSDTMWIQVRTMDGRQHTVDSLRLTKVEELRRKIQELFHVEPGLQRLFYRGKQMEDGHT
 LFDYEVRLNDTIQLLVRQSLVLPSTKERDSELSDTDSGCCLGQSESDKSSTHGEAAAETDSRPAEDMW
 DETELGLYKVNEYVDARDTNMGAWFEAQVVRVTRKAPSRDEPCSSTSRPALEEDVIYHVKYDDYPENGVV
 QMNSRDVRRARARTIIKWQDLEVGQVVMLNYPDNPKERGFWDYDAEISRKRETRTARELYANVVLGDDSLN
 DCRIIFVDEVFKIERPGE GSPMVDNPMRRKSGPSCKHCKDDVNRLCRVCACHLCGGRQDPDKQLMCDECD
 MAFHIYCLDPPLSSVPSSEDEWYCPENRNDASEVVLAGERLRESKKA KMASATSSSQRDWKGGMACVGR
 TKECTIVPSNHYGPIPGIPVGTMRFRVQVSESGVHRPHVAGIHGRSNDGAYSLVLAGGYEDDHDGNFFT
 YTGSGGRDLSGNKRTAEQSCDQKLTNTNRALALNCFAPINDQEGAEAKDWRSGKPVVRVVRNVKGGKNSKY
 APAEGNRYDGIYVVKYWPEKKGSGFLVWRYLLRRDDDEPGPWTKEGKDRIKKGLTMQYPEGYLEALAN
 REREKENS KREEEEQEGGFASPRTGKGWKRKSAGGGPSRAGSPRRTSKKTKVEPYSLTAQQSSL IRED
 KSNAKLWNEVLASLKDRPASGSPFLFLSKVEETFQICCCQELVFRPITTVQCQHNVCCKDCLDRSFRAQVF
 SCPACRYDLGRSYAMQVNQPLQTVLNQLFPGYGNGR

TRTRPLEQKLISEEDLAANDILDYKDDDDKV

Chromatograms: https://cdn.origene.com/chromatograms/mg3548_b01.zip

Restriction Sites: Sgfl-Mlul

Cloning Scheme:



ACCN: NM_013282

ORF Size: 2418 bp

OTI Disclaimer: The molecular sequence of this clone aligns with the gene accession number as a point of reference only. However, individual transcript sequences of the same gene can differ through naturally occurring variations (e.g. polymorphisms), each with its own valid existence. This clone is substantially in agreement with the reference, but a complete review of all prevailing variants is recommended prior to use. [More info](#)

OTI Annotation: This clone was engineered to express the complete ORF with an expression tag. Expression varies depending on the nature of the gene.

Components: The ORF clone is ion-exchange column purified and shipped in a 2D barcoded Matrix tube containing 10ug of transfection-ready, dried plasmid DNA (reconstitute with 100 ul of water).

Reconstitution Method:

1. Centrifuge at 5,000xg for 5min.
2. Carefully open the tube and add 100ul of sterile water to dissolve the DNA.
3. Close the tube and incubate for 10 minutes at room temperature.
4. Briefly vortex the tube and then do a quick spin (less than 5000xg) to concentrate the liquid at the bottom.
5. Store the suspended plasmid at -20°C. The DNA is stable for at least one year from date of shipping when stored at -20°C.

Note: Plasmids are not sterile. For experiments where strict sterility is required, filtration with 0.22um filter is required.

RefSeq: [NM_013282.4](#)

RefSeq Size: 4086 bp

RefSeq ORF: 2421 bp

Locus ID: 29128

UniProt ID: [Q96T88](#)

Cytogenetics: 19p13.3

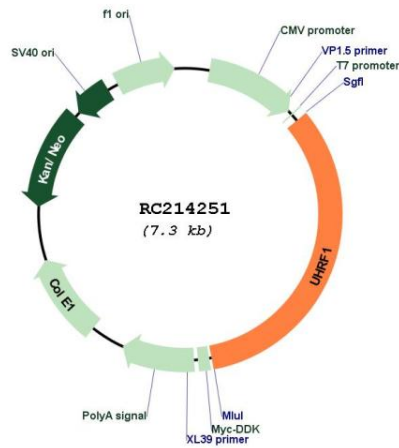
Domains: UBQ, RING, PHD, SRA

Protein Families: Druggable Genome, Transcription Factors


MW: 90.9 kDa

Gene Summary: This gene encodes a member of a subfamily of RING-finger type E3 ubiquitin ligases. The protein binds to specific DNA sequences, and recruits a histone deacetylase to regulate gene expression. Its expression peaks at late G1 phase and continues during G2 and M phases of the cell cycle. It plays a major role in the G1/S transition by regulating topoisomerase IIalpha and retinoblastoma gene expression, and functions in the p53-dependent DNA damage checkpoint. It is regarded as a hub protein for the integration of epigenetic information. This gene is up-regulated in various cancers, and it is therefore considered to be a therapeutic target. Multiple transcript variants encoding different isoforms have been found for this gene. A related pseudogene exists on chromosome 12. [provided by RefSeq, Feb 2014]


Product images:



Circular map for RC214251



Western blot validation of overexpression lysate (Cat# [LY415692]) using anti-DDK antibody (Cat# [TA50011-100]). Left: Cell lysates from untransfected HEK293T cells; Right: Cell lysates from HEK293T cells transfected with RC214251 using transfection reagent MegaTran 2.0 (Cat# [TT210002]).



Coomassie blue staining of purified UHRF1 protein (Cat# [TP314251]). The protein was produced from HEK293T cells transfected with UHRF1 cDNA clone (Cat# RC214251) using MegaTran 2.0 (Cat# [TT210002]).