

Product datasheet for RC214175

Acyl coenzyme A Thioesterase 8 (ACOT8) (NM_005469) Human Tagged ORF Clone

Product data:

Product Type:	Expression Plasmids
Product Name:	Acyl coenzyme A Thioesterase 8 (ACOT8) (NM_005469) Human Tagged ORF Clone
Tag:	Myc-DDK
Symbol:	Acyl coenzyme A Thioesterase 8
Synonyms:	hACTE-III; HNAACTE; hTE; NAP1; PTE-1; PTE-2; PTE1; PTE2
Mammalian Cell Selection:	Neomycin
Vector:	pCMV6-Entry (PS100001)
E. coli Selection:	Kanamycin (25 ug/mL)
ORF Nucleotide Sequence:	>RC214175 ORF sequence Red=Cloning site Blue=ORF Green=Tags(s)

TTTTGTAATACGACTCACTATAGGGCGGCCGGAATTCGTCGACTGGATCCGGTACCGAGGAGATCTGCC
GCC**CGATCGCC**

ATGTCGTCCTCCGAGGCCCCAGAAGATGGGCAGGGCTGTGGGACCGCGGCGATCCCCCTGGGGACCTCC
GTAGCGTCTTGGTCACGACCGTGTCAACCTCGAGCCGCTGGACGAGGATCTCTTCAGAGGAAGGCATTA
CTGGGTACCGCCAAGAGGCTGTTGGTGGTCAGATCGTGGCCAGGCCCTGGTGGCTGCAGCCAAGTCT
GTGAGTGAAGACGTCCACGTGCACTCCCTGCCTGCTACTTTGTTTCGGGCAGGGGACCCGAAGTCCAG
TACTGTACCAAGTGGAGCGGACACGAACAGGGTCGAGCTTCTCGGTGCGCTCTGTGAAGGCCGTGCAACA
TGGGAAGCCCATCTTCATCTGCCAGGCCTCCTCCAGCAGGCCAGCCAGCCCATGCAGCACCAGTTC
TCCATGCCCACTGTGCCACCACCAGAAGAGCTGCTTGACTGTGAGACCCTCATTGACCAGTATTTAAGGG
ACCCTAACCTCCAAAAGAGGTACCCATTGGCGCTCAACCGAATTGCTGCTCAGGAGGTCCCCATTGAGAT
CAAGCCAGTAAACCCATCCCCCTGAGCCAGCTGCAGAGAATGGAGCCAAACAGATGTTCTGGGTGCGA
GCCCGGGCTATATTGGCGAGGGCGACATGAAGATGCACTGCTGCGTGGCCGCTATATCTCCGACTATG
CCTTCTGGGCACTGCACTGCTGCCTCACCAGTGGCAGCACAAGGTGCACTTCATGGTCTCACTGGACCA
TTCCATGTGGTTCCACGCCCCCTCCGAGCTGACCACTGGATGCTCTATGAATGCCGAGAGCCCCTGGCC
GGTGGCTCTCGGGGCTGGTCCATGGGCGGCTGTGGCGTCAGGATGGAGTCTAGCTGTGACCTGTGCC
AGGAGGGCGTGATCCGAGTGAAGCCCCAGGTCTCAGAGAGCAAGCTG

ACGCGTACGCGGCCGCTCGAGCAGAACTCATCTCAGAAGAGGATCTGGCAGCAAATGATATCTGGATT
ACAAGGATGACGACGATAAGGTTTAA



[View online »](#)

Protein Sequence: >RC214175 protein sequence
Red=Cloning site Green=Tags(s)

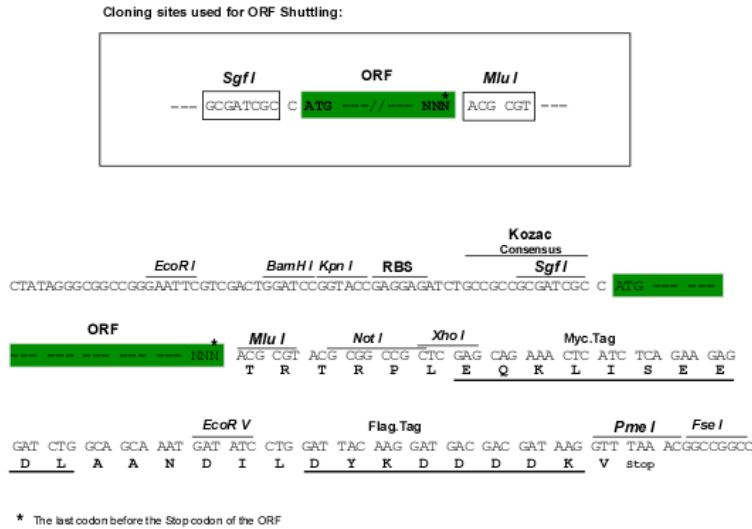
MSSPQAPEDGQGCGDRGDPDGLRSVLVTTVLNLEPLDEDLFRGRHYWVPAKRLFGGQIVGQALVAAKS
VSEDEVHVSLSLHCYFVRAGDPKLPVLYQVERTRTGSSFSVRSVKAVQHKGKPIFICQASFQQAQPSMQHQF
SMPTVPPPEELDCETLIDQYLRDPLNQKRYPLALNRIAAQEVPIEIKPVNPSPLSQLQRMPEKQMFWVR
ARGYIGEGDMKMHCCVAAAYISDYAFLGTALLPHQWQHVKVHFMVSLDHSMMWFHAPFRADHWMLYECESPPWA
GGSRGLVHGRLWRQDGLAVTCAQEGVIRVKPQVSESKL

TRTRPLEQKLISEEDLAANDILDYKDDDDKV

Chromatograms: https://cdn.origene.com/chromatograms/mk6610_d08.zip

Restriction Sites: SgfI-MluI

Cloning Scheme:



ACCN: NM_005469

ORF Size: 957 bp

OTI Disclaimer: The molecular sequence of this clone aligns with the gene accession number as a point of reference only. However, individual transcript sequences of the same gene can differ through naturally occurring variations (e.g. polymorphisms), each with its own valid existence. This clone is substantially in agreement with the reference, but a complete review of all prevailing variants is recommended prior to use. [More info](#)

OTI Annotation: This clone was engineered to express the complete ORF with an expression tag. Expression varies depending on the nature of the gene.

Components: The ORF clone is ion-exchange column purified and shipped in a 2D barcoded Matrix tube containing 10ug of transfection-ready, dried plasmid DNA (reconstitute with 100 ul of water).

Reconstitution Method:

1. Centrifuge at 5,000xg for 5min.
2. Carefully open the tube and add 100ul of sterile water to dissolve the DNA.
3. Close the tube and incubate for 10 minutes at room temperature.
4. Briefly vortex the tube and then do a quick spin (less than 5000xg) to concentrate the liquid at the bottom.
5. Store the suspended plasmid at -20°C. The DNA is stable for at least one year from date of shipping when stored at -20°C.

RefSeq: [NM_005469.4](#)

RefSeq Size: 1188 bp

RefSeq ORF: 960 bp

Locus ID: 10005

UniProt ID: [O14734](#)

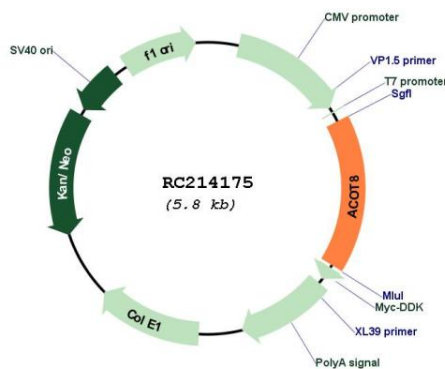
Cytogenetics: 20q13.12

Domains: Acyl_CoA_thio


MW: 35.9 kDa

Gene Summary: The protein encoded by this gene is a peroxisomal thioesterase that appears to be involved more in the oxidation of fatty acids rather than in their formation. The encoded protein can bind to the human immunodeficiency virus-1 protein Nef, and mediate Nef-induced down-regulation of CD4 in T-cells. [provided by RefSeq, Oct 2010]

Product images:



Circular map for RC214175



Western blot validation of overexpression lysate (Cat# [LY417287]) using anti-DDK antibody (Cat# [TA50011-100]). Left: Cell lysates from untransfected HEK293T cells; Right: Cell lysates from HEK293T cells transfected with RC214175 using transfection reagent MegaTran 2.0 (Cat# [TT210002]).