

Product datasheet for **RC213874**

hnRNP F (HNRNPF) (NM_001098207) Human Tagged ORF Clone

Product data:

Product Type:	Expression Plasmids
Product Name:	hnRNP F (HNRNPF) (NM_001098207) Human Tagged ORF Clone
Tag:	Myc-DDK
Symbol:	hnRNP F
Synonyms:	HNRPF; mcs94-1; OK/SW-cl.23
Mammalian Cell Selection:	Neomycin
Vector:	pCMV6-Entry (PS100001)
E. coli Selection:	Kanamycin (25 ug/mL)
ORF Nucleotide Sequence:	>RC213874 ORF sequence Red=Cloning site Blue=ORF Green=Tags(s)

TTTTGTAATACGACTCACTATAGGGCGGCCGGAATTCGTCGACTGGATCCGGTACCGAGGAGATCTGCC
GCC**CGATCGCC**

ATGATGCTGGGCCCTGAGGGAGGTGAAGGCTTTGTGGTCAAGCTCCGTGGCCTGCCCTGGTCTGCTCTG
TTGAGGACGTGCAGAACTTCTCTCTGACTGCACGATTATGATGGGGCCGAGGTGCCATTTTCATCTA
CACTAGAGAGGGCAGGCAGAGTGGTGGGCTTTGTTGAAGTGGATCAGAAGATGATGAAAAATGGCC
CTGAAAAAAGACAGGGAAAGCATGGGACACCGGTACATTGAGGTGTTCAAGTCCCACAGAACCGAGATGG
ATTGGGTGTTGAAGCACAGTGGTCCCAACAGTCCGACAGCGCCAACGATGGCTTCGTGGCCTTCGAGG
ACTCCCATTTGGATGCACAAAGGAAGAAATTGTTCAAGTCTTCTCAGGGTTGAAATTTGCCAAACGGG
ATCACATTGCCTGTGGACCCGAAGGCAAGATTACAGGGGAAGCGTTCGTGCAGTTTGCCTCGCAGGAGT
TAGCTGAGAAGGCTCTAGGGAAACACAAGGAGAGGATAGGGCACAGGTACATTGAGGTGTTAAGAGCAG
CCAGGAGGAAGTTAGGTCATACTCAGATCCCCCTCTGAAGTTCATGTCCGTGCAGCGGCCAGGGCCCTAT
GACCGGCCCGGGACTGCCAGGAGGTACATTGGCATCGTGAAGCAGGCAGGCCTGGAAGGATGAGGCCTG
GTGCCTACAGCACAGGCTACGGGGGCTACGAGGAGTACAGTGGCCTCAGTGATGGCTACGGCTTACCAC
CGACCTGTTCCGGAGAGACCTCAGTACTGTCTCTCCGAATGTATGACCACAGATACGGCGACAGTGAG
TTCACAGTGCAGAGCACACAGGCCACTGTGCCATGAGGGCCTGCCGTACAAGCGACCCGAGAAGC
ACATTTACAACCTTCTCTCTCTCAACCCTGTGAGAGTCCATATTGAGATTGGCCAGATGGAAGAGT
GACGGGTGAAGCAGATGTTGAGTTTGCTACTCATGAAGAAGTGTGGCAGCTATGTCCAAAGACAGGGCC
AATATGCAGCACAGATATATAGAATCTTCTTGAATTCACAACAGGGGCCAGCAATGGGGCGTATAGCA
GCCAGGTGATGCAAGGCATGGGGGTGTCTGCTGCCAGGCCACTTACAGTGGCCTGGAGAGCCAGTCAGT
GAGTGGCTGTTACGGGGCCGGCTACAGTGGCAGAACAGCATGGGTGGCTATGAC

ACGGTACGGGCCGCTCGAGCAGAACTCATCTCAGAAGAGGATCTGGCAGCAATGATATCTGGATT
ACAAGGATGACGACGATAAGGTTTAA



[View online »](#)

Protein Sequence: >RC213874 protein sequence
Red=Cloning site Green=Tags(s)

MMLGPEGGEGFVVKLRGLPWSCSVEDVQNFLSDCTIHDGAAGVHFITYTREGRQSGEAFVELGSEDDVKMA
 LKKDRESMGHRYIEVFKSHRTEMDWVLKHSGPNSADSANDGFVRLRGLPFGCTKEEIVQFFSGLIIVPNG
 ITLPVDPEGKITGEAFVQFASQELAEKALGKHKERIGHRYIEVFKSSQEEVRSYSDPPLKFMSVQRPGPY
 DRPGTARRYIGIVKQAGLERMRPGAYSTGYGGYEEYSGLSGDYGFTTDLFGRDLSYCLSGMYDHRVGDSE
 FTVQSTTGHCVMRGLPYKATENDIYNFFSPLNPVRVHIEIGPDGRVTGEADVEFATHEEAVAAMSKDRA
 NMQHRYIELFLNSTTGASNGAYSSQVMQMGVSAQAATYSGLESQSVSGCYGAGYSGQNSMGGYD

TRTRPLEQKLISEEDLAANDILDYKDDDDKV

Chromatograms: https://cdn.origene.com/chromatograms/mk8076_h11.zip

Restriction Sites: SgfI-MluI

Cloning Scheme:



ACCN: NM_001098207

ORF Size: 1245 bp

OTI Disclaimer: The molecular sequence of this clone aligns with the gene accession number as a point of reference only. However, individual transcript sequences of the same gene can differ through naturally occurring variations (e.g. polymorphisms), each with its own valid existence. This clone is substantially in agreement with the reference, but a complete review of all prevailing variants is recommended prior to use. [More info](#)

OTI Annotation: This clone was engineered to express the complete ORF with an expression tag. Expression varies depending on the nature of the gene.

Components: The ORF clone is ion-exchange column purified and shipped in a 2D barcoded Matrix tube containing 10ug of transfection-ready, dried plasmid DNA (reconstitute with 100 ul of water).

Reconstitution Method:

1. Centrifuge at 5,000xg for 5min.
2. Carefully open the tube and add 100ul of sterile water to dissolve the DNA.
3. Close the tube and incubate for 10 minutes at room temperature.
4. Briefly vortex the tube and then do a quick spin (less than 5000xg) to concentrate the liquid at the bottom.
5. Store the suspended plasmid at -20°C. The DNA is stable for at least one year from date of shipping when stored at -20°C.

RefSeq: [NM_001098207.1](#), [NP_001091677.1](#)

RefSeq Size: 2694 bp

RefSeq ORF: 1248 bp

Locus ID: 3185

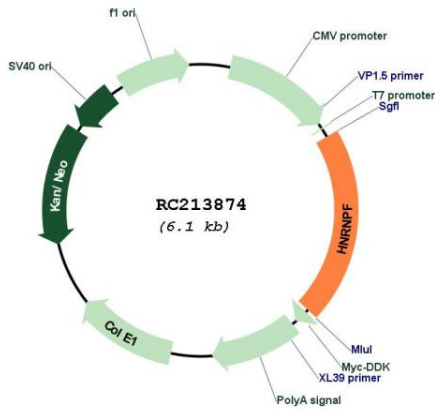
UniProt ID: [P52597](#)

Cytogenetics: 10q11.21


MW: 45.7 kDa

Gene Summary: This gene belongs to the subfamily of ubiquitously expressed heterogeneous nuclear ribonucleoproteins (hnRNPs). The hnRNPs are RNA binding proteins that complex with heterogeneous nuclear RNA (hnRNA). These proteins are associated with pre-mRNAs in the nucleus and regulate alternative splicing, polyadenylation, and other aspects of mRNA metabolism and transport. While all of the hnRNPs are present in the nucleus, some seem to shuttle between the nucleus and the cytoplasm. The hnRNP proteins have distinct nucleic acid binding properties. The protein encoded by this gene has three repeats of quasi-RRM domains that bind to RNAs which have guanosine-rich sequences. This protein is very similar to the family member hnRPH. Multiple alternatively spliced variants, encoding the same protein, have been identified. [provided by RefSeq, Jul 2008]

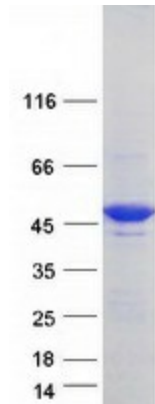
Product images:



Circular map for RC213874



Western blot validation of overexpression lysate (Cat# [LY420554]) using anti-DDK antibody (Cat# [TA50011-100]). Left: Cell lysates from untransfected HEK293T cells; Right: Cell lysates from HEK293T cells transfected with [RC217995] using transfection reagent MegaTran 2.0 (Cat# [TT210002]).



Coomassie blue staining of purified HNRNPF protein (Cat# [TP313874]). The protein was produced from HEK293T cells transfected with HNRNPF cDNA clone (Cat# RC213874) using MegaTran 2.0 (Cat# [TT210002]).