

## Product datasheet for **RC213770**

### **FBXO40 (NM\_016298) Human Tagged ORF Clone**

#### **Product data:**

Product Type:	Expression Plasmids
Product Name:	FBXO40 (NM_016298) Human Tagged ORF Clone
Tag:	Myc-DDK
Symbol:	FBXO40
Synonyms:	FBX40
Mammalian Cell Selection:	Neomycin
Vector:	pCMV6-Entry (PS100001)
E. coli Selection:	Kanamycin (25 ug/mL)



[View online »](#)

ORF Nucleotide  
Sequence:

>RC213770 representing NM\_016298  
Red=Cloning site Blue=ORF Green=Tags(s)

TTTTGTAATACGACTCACTATAGGGCGGCCGGGAATTCGTCGACTGGATCCGGTACCGAGGAGATCTGCC  
GCC**CGGATCGCC**

ATGGGAAAGCCCGCAGATCCCCGCCAGGGCACCACAGGCATTGTGAGGGATGCTTCAACCGCCACTGCC  
ACATTCCTGTGGAACCCAACACCTCCTGCCTGGTAATAAGCTGCCACCTGCTCTGTGGTGCCACCTTCCA  
CATGTGCAAAGAGGCAGAGCACCAGCTCCTCTGCCCTTATAGAGCAGGTTCCGTGCCTCAACTCCGAATAT  
GGCTGCCCTCTGTCCATGTCCC GCCACAACTGGCCAAGCACCTGCAGGTGTGCCCGCCAGCGTGGTCT  
GCTGCTCCATGGAGTGGAAACCGTGGCCAAATGTGGACTCTGAAACCACCTTCAAGAAAACATCATGAA  
AGAGACCCCGAGTGAGGAGTGTGGACACAGCCCTGGCCCTGCAGGATCAGAAGTCTCTTCCAGATCC  
TTGAAAATGGTGGAACTTTCCAGAACTAGAGAGGCTACTGAGGAGGAACCAACTATGAATGGTGAAA  
CCAGTGTGGAGGAAATGGGAGGAGCAGTGGGTGGAGTGGATATCGGTTTGGTACCACATGGTCTGTCAGC  
AACTAATGGGAGATGGCAGAGTAAGTCAAGAAGAACGGGAGGTGCTAGCCAAAACCAAGAAGGGATG  
GACCTGGTCAAGTTTGGCCAGTGGGAAAATATTTTCAGCAAAGAGCACGACGCTCTGCTTAAACAATT  
CATCAGCGAGCTGTGAGAGCAAGAACAAGAATGACTCCGAGAAAGAACAGATTTCCAGTGCCATAACAT  
GGTAGAAGGAGAGGGCGCTCCAAAAAGAAAGAACACAGGAAAATCAGAAGCAGCAGGACGTTCTGTACA  
GCCATGGAAACCACAGGGCTTGGCCCTTGGCAGGATGGTGTCTGGAAAGACTGAAAACAGCTGTGGATG  
CAAAGGACTATAACATGTATCTAGTGCACAATGGGCGGATGCTGTATACACTTTGGTCAGATGCCTGCTTG  
TACACCAAGGAGAGAGACTTTGTTTATGGCAAGCTGGAGGCTCAGGAAGTTAAGACTGTTTACACCTTC  
AAAGTTCTGTGAGCTACTGTGAAAGCGAGCTCGACTGGAGATGCCATGTTGAGTTGAAGCCAAGTG  
AACACAAGGCAGTGGATACTTCAGATTTGGGGTCACTGTGGAGGACCTGCCAAATCAGATCTCATCAA  
GACCACCTCCAGTGTGCTTTGGAAAGAGAACTCAAAGGCCACGTCATCTCTGAATCCAGAAGCATTGAT  
GGACTGTTTCATGGATTTTGCCACACAAACATACAACCTTTGAGCCAGAACAGTTTTCTCTGGGACAGTGC  
TGGCTGACCTAACCGCTGCCACCCAGGGGACTCCACGTGGAGCTCCACAGCGAGTGTGTGACCAGGAG  
ACACAACAAAAGCAGCTCTGCCTTCACTTTCACTTGAACAAATCTTCCAGGAGGGATGAGTTCCCCCTG  
CACTTCAAGAATGTCCACACAGACATTCAGTCATGTCTCAATGGCTGGTCCAGCATCGATGCCCCCTCG  
CCTACTTGGGATGTACATTTGTTCAAACCAATTCGTCACCCAGGGCAAAGGCAAAGTAATCTATAG  
CCAGGAGCTCAAGACCTTTGCCATTAAGCCGAGGTTGCTCCAGAGCTGAGCGAGGGAAGGAAGAACAAC  
CATCTTTTGGGTCATGGAGGAAAAGCCAGAATCTTTAACCAGCCTGCCCTGGAGATTTGAAGTACA  
TTGCTGGGTTCTTGGACAGCGTCAGCCTGGCCAGCTCTCCAGGTGCTGTGCTGATGAGGAATCTCTG  
TGCCACTTTGTTACAAGAGAGAGGAATGGTCTTTTGAATGGAAGAAAAGAGGTATCCCATGGAGGC  
ACCTCCTGGAGAGTCCACAGAGAGATCTGGCAGTTCAGCAGCCTCTTCTCCAAAATCAAGAGCTGGGAGT  
TTAATGAAGTCACCTCCATGTCTGAGCAGCTGAAGTCTGTCTTTCAACATTGTAGAGCACAAAACCTGA  
CCCATTCTTTGACTAGCATGTGTGAGCCCGTGAGCAGGCCCGAGAGAGCTTAGTCTCCACCTTTAGA  
ATCAGACCACGAGGAAGATACGTCTCC

**ACGCGT**ACGCGGCCGCTCGAGCAGAACTCATCTCAGAAGAGGATCTGGCAGCAAATGATATCCTGGATT  
ACAAGGATGACGACGATAAGGTTTAA

**Protein Sequence:** >RC213770 representing NM\_016298  
Red=Cloning site Green=Tags(s)

```

MGKARRSPPGHHRHCEGCFNRHCHIPVEPNTSCLVISCHLLCGATFHMCKEAEHQLLCPLEQVPCLNSEY
GCPLMSRHKLAKHLQVCPASVCCSMENRWPNVDSSETLHENIMKETPSECLDTALALQDQKVLFRS
LKMVELFPETREATEEEPTMNGETSVEEMGGAVGGVDIGLVPHGLSATNGEMAELSQEEREVLAKTKEGM
DLVKFGQWENIFSKEHAASALTNSSASCESKKNKNDSEKEQISSGHNMVEGEGAPKKKEPQENQKQDVRT
AMETTTGLAPWQDGLERLKTAVDAKDYNMYLVHNGRMLIHFQMPACTPKERDFVYGKLEAQEVKTVYTF
KVPVSYCGKRARLGDAMLCKPSEHKAVDSDLGITVEDLPKSDLIKTTLQCALERELKGVHISESRSID
GLFMDFATQTYNFEPEQFSSGTVLADLTAATPGGLHVELHSECVTRRHNKSSSAFTFTCNKFFRRDEFPL
HFKNVHTDIQSCLNGWFQHRCLAYLGCTFVQNHFRPPGQKAKVIYSQELKTFAIKPEVAPELSEGRKNN
HLLGHGKKSQNSLTSPLLEILKYIAGFLDSVSLAQLSQVSVLMRNICATLLQERGMVLLQWKKKRYSHGG
TSWRVHREIWQFSSLFSKIKSWEFNEVTSMSEHLKSCPFNIVEHKTDPIILLTSMCQPREQARESLVSTFR
IRPRGRYVS
    
```

TRTRPLEQKLISEEDLANDILDYKDDDDKV

**Chromatograms:** [https://cdn.origene.com/chromatograms/mk8029\\_f04.zip](https://cdn.origene.com/chromatograms/mk8029_f04.zip)

**Restriction Sites:** SgfI-MluI

**Cloning Scheme:**

Cloning sites used for ORF Shuttling:



\* The last codon before the Stop codon of the ORF

**ACCN:** NM\_016298

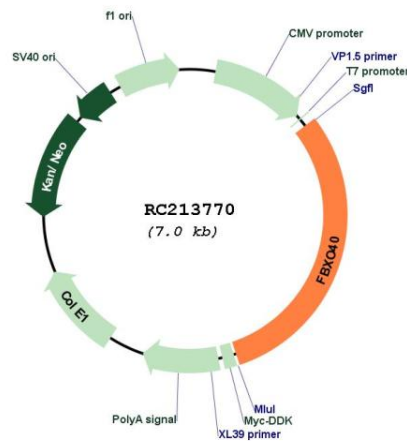
**ORF Size:** 2127 bp

**OTI Disclaimer:** The molecular sequence of this clone aligns with the gene accession number as a point of reference only. However, individual transcript sequences of the same gene can differ through naturally occurring variations (e.g. polymorphisms), each with its own valid existence. This clone is substantially in agreement with the reference, but a complete review of all prevailing variants is recommended prior to use. [More info](#)

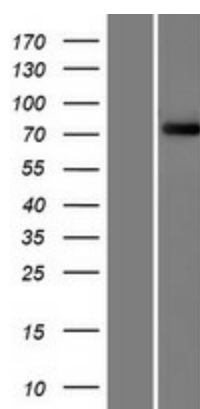
**OTI Annotation:** This clone was engineered to express the complete ORF with an expression tag. Expression varies depending on the nature of the gene.

<b>Components:</b>	The ORF clone is ion-exchange column purified and shipped in a 2D barcoded Matrix tube containing 10ug of transfection-ready, dried plasmid DNA (reconstitute with 100 ul of water).
<b>Reconstitution Method:</b>	<ol style="list-style-type: none"> <li>1. Centrifuge at 5,000xg for 5min.</li> <li>2. Carefully open the tube and add 100ul of sterile water to dissolve the DNA.</li> <li>3. Close the tube and incubate for 10 minutes at room temperature.</li> <li>4. Briefly vortex the tube and then do a quick spin (less than 5000xg) to concentrate the liquid at the bottom.</li> <li>5. Store the suspended plasmid at -20°C. The DNA is stable for at least one year from date of shipping when stored at -20°C.</li> </ol>
<b>RefSeq:</b>	<u><a href="#">NM_016298.4</a></u>
<b>RefSeq Size:</b>	3442 bp
<b>RefSeq ORF:</b>	2130 bp
<b>Locus ID:</b>	51725
<b>UniProt ID:</b>	<u><a href="#">Q9UH90</a></u>
<b>Cytogenetics:</b>	3q13.33
<b>Protein Families:</b>	Druggable Genome
<b>MW:</b>	79.6 kDa
<b>Gene Summary:</b>	Members of the F-box protein family, such as FBXO40, are characterized by an approximately 40-amino acid F-box motif. SCF complexes, formed by SKP1 (MIM 601434), cullin (see CUL1; MIM 603134), and F-box proteins, act as protein-ubiquitin ligases. F-box proteins interact with SKP1 through the F box, and they interact with ubiquitination targets through other protein interaction domains (Jin et al., 2004 [PubMed 15520277]).[supplied by OMIM, Mar 2008]


**Product images:**



Circular map for RC213770



Western blot validation of overexpression lysate (Cat# [LY414069]) using anti-DDK antibody (Cat# [TA50011-100]). Left: Cell lysates from untransfected HEK293T cells; Right: Cell lysates from HEK293T cells transfected with RC213770 using transfection reagent MegaTran 2.0 (Cat# [TT210002]).



Coomassie blue staining of purified FBXO40 protein (Cat# [TP313770]). The protein was produced from HEK293T cells transfected with FBXO40 cDNA clone (Cat# RC213770) using MegaTran 2.0 (Cat# [TT210002]).