

Product datasheet for **RC213769**

PNISR (NM_015491) Human Tagged ORF Clone

Product data:

| | |
|---------------------------|--|
| Product Type: | Expression Plasmids |
| Product Name: | PNISR (NM_015491) Human Tagged ORF Clone |
| Tag: | Myc-DDK |
| Symbol: | PNISR |
| Synonyms: | bA98I9.2; C6orf111; HSPC306; SFRS18; SRrp130 |
| Mammalian Cell Selection: | Neomycin |
| Vector: | pCMV6-Entry (PS100001) |
| E. coli Selection: | Kanamycin (25 ug/mL) |



[View online »](#)

ORF Nucleotide
Sequence:

>RC213769 representing NM_015491
 Red=Cloning site Blue=ORF Green=Tags(s)

TTTTGTAATACGACTCACTATAGGGCGGCCGGGAATTCGTCGACTGGATCCGGTACCGAGGAGATCTGCC
 GCC**CGGATCGCC**

ATGTGGGATCAAGGAGGACAGCCTTGGCAGCAGTGGCCCTTGAACCAGCAACAATGGATGCAGTCATTCC
 AGCACCAACAGGATCCAAGCCAGATTGATTGGGCTGCATTGGCCCAAGCTTGATTGCCCCAAAGAGAAGC
 TTCAGGACAGCAAAGCATGGTAGAACAACCACCAGGAATGATGCCAAATGGACAAGATATGTCTACAATG
 GAATCTGGTCCAAACAATCATGGGAATTTCCAAGGGGATTCAACTTCAACAGAATGTGGCAACCAGAAT
 GGGGAATGCATCAGCAACCCCCACCCCCCTCCAGATCAGCCATGGATGCCACCAACACCAGGCCCAAT
 GGACATTTGTTCTCTTCTGAAGACAGCAACAGTCAGGACAGTGGGGAATTTGCCCTGACAACAGGCAT
 ATATTTAACAGAACAATCACAATTTGGTGGACCACCCGATAATTTGCAGTGGGGCCAGTGAACCAGT
 TTGACTATCAGCATGGGGCTGCTTTTGGTCCACCGAAGGTGGATTTTCCTCTTATTGGCAACCAGG
 ACCTCCAGGACCTCCAGCACCTCCCAGAATCGAAGAGAAAGGCCATCATATTCAGGGATCGTCAGCGT
 TCACCTATTGCACTTCTGTGAAGCAGGAGCCTCCACAAATTGACGCAGTAAAACGCAGGACTCTTCCCG
 CTTGGATTTCGCGAAGGTCTTGAATAATGGAACGTGAAAAGCAGAAGAAATTTGGAGAAAAGAAAGATGGA
 ACAACAACGTTCAACAATTGTCCAAAAAGAAAAAGGCCACAGAAGATGCTGAAGGAGGGGATGGCCCT
 CGTTTACCTCAGAGAAGTAAATTTGATAGTGATGAGGAAGAAGAAGACTGAAAATGTTGAGGCTGCAA
 GTAGTGGGAAAGTCACCAGAAGTCCATCCCCAGTTCCTCAAGAAGAGCACAGTGACCCTGAGATGACTGA
 AGAGGAGAAAGAGATCAAAATGATGTTGCTGACAAAAATGCTTCAACAGAAATTTCTGCTGGATGTACA
 GATGAAGAAATTTATTACGTAGCCAAAGATGCACACCCGAAAGCAACGAAAGCTCCTGCAAAACAGCTGG
 CACAGTCCAGTGCAGTGGCTTCCCTCACTGGACTCGGTGGACTGGTGGTTATGGATCAGGAGACATGGA
 AGATGAGAGGAGTGACAGAGGATCTGAGTCATCTGACACTGATGATGAAGAATTACGGCATCGAATCCGG
 CAAAAACAGGAAGCTTTTTGGAGAAAAGAAAAAGAACAGCAGCTATTACATGATAAACAGATGGAAGAAG
 AAAAGCAGCAAACAGAAAGGTTACAAAAGAGATGAATGAATTTATCCATAAAGAGCAAAATAGTTTATC
 ACTACTAGAAGCAAGAGAAGCAGACGGTATGTGGTAAATGAAAAGAGAGAACTCCAAATGAAACCACA
 TCAGTTTTAGAACCAAAAAAGAGCATAAAGAAAAAGAAAAACAAGGAAGGAGTAGGTCGGGAAGTTCTA
 GTAGTGGTAGTCCAGTAGCAATAGCAGAACTAGTAGTACTAGTACTGTCTCTAGCTCTTCATACAG
 TTCTAGCTCAGGTAGTAGTCGACTTCTTCTCGGTCTTCTTCTCCTAAAAGGAAAAAGAGACACAGTAGG
 AGTAGATCTCAACAATCAAAGTAGACGTAGCAGGAGTAGAAGCTATTCTCGCAGAATTAAGTAGAGA
 GCAATAGGGCTAGGGTAAAGATTAGAGATAGAAGGAGATCTAATAGAAATAGCATTGAAAGAGAAAGACG
 ACGAAATCGGAGTCCCTCCCGAGAGAGACGTAGAAGTAGAAGTCGCTCAAGGGATAGACGAACCAATCGT
 GCCAGTCGCAGTAGGAGTCGAGATAGGCGTAAAATTTGATGATCAACGTGGAAATCTTAGTGGGAACAGTC
 ATAAGCATAAAGGTGAGGCTAAAGAAACAAGAGAGGAAAAAGGAGAGGAGTCGAAGTATAGATAAAGATAG
 GAAAAAGAAAGACAAAGAAAGGGAACGTGAACAGGATAAAAGAAAAGAGAAACAAAAAGGGAAGAAAA
 GATTTTAAAGTTCAGTAGTCAGGATGATAGATTAAGAAAGGAAACGAGAAAGTGAAGAACATTTTCTAGGA
 GTGGTTCTATCTGTTAAAATCATAAGACATGATTCTAGACAGGATAGTAAGAAAAGTACTACCAAAGA
 TAGTAAAAACATTCAAGCTCTGATTCTAGTGGAAAGGAGCAGTCTGAGTCTCCAGGAAGTAGCAAAGAA
 AAGAAGGCTAAGAAGCCTAAACATAGTCGATCGCGATCCGTCGAGAAATCTCAAAGGTCTGGTAAGAAGG
 CAAGCCGCAAAACAAGTCTAAGTCCCGATCAAGG

ACGCGTACGCGGCCGCTCGAGCAGAACTCATCTCAGAAGAGGATCTGGCAGCAATGATATCCTGGATT
 ACAAGGATGACGACGATAAGGTTTAA

Protein Sequence: >RC213769 representing NM_015491
Red=Cloning site Green=Tags(s)

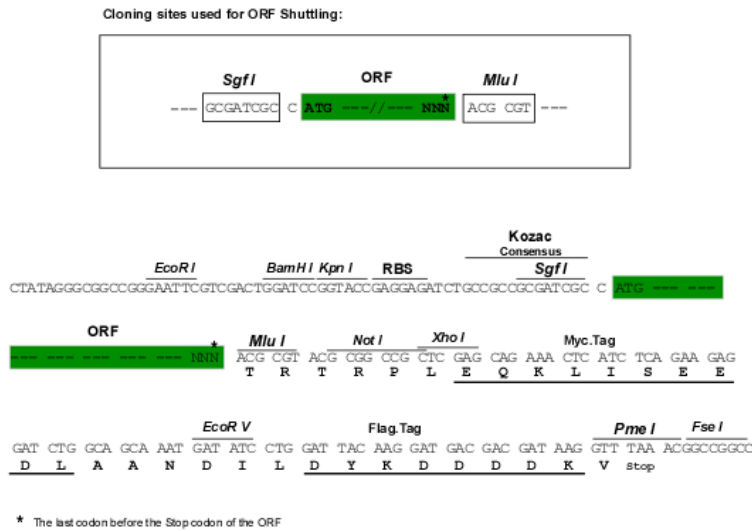
MWDQGGQPWQQWPLNQQQWMQSFQHQDPSQIDWAALAQAWIAQREASGQQSMVEQPPGMPNGQDMSTM
ESGPNNHGNFQGDSNFRMWQPEWGMHQPPHPPDQPWMPPTPGPMDIVPPSEDSNSQDSGEFAPDNRH
IFNQNNHNFGGPPDNFAVGPVNFQFDYQHGAAGFPQGGFHPPYWPFGPPGPPAPPQNRERPPSSFRDRQR
SPIALPVKQEPPIIDAVKRRRLPAWIREGLEKMERKQKLEKERMEQQRSQLSKKEKATEDAEAGGDP
RLPQRSKFDSEEEEDTENVEAASSGKVTRSPSPVQEEHSDPEMTEEEKEYQMMLLTKMLLTEILLDVT
DEEIYYVAKDAHRKATKAPAKQLAQSSALASLTGLGGLGGYSGDSEDRSDRGSESSDTDEELRHRIR
QKQEAFWRKEKEQQLLHDKQMEEEKQQTERTVKEMNEFIHKEQNSLSLLEAREADGDVVNEKRTPNETT
SVLEPKKEHKEKEKQGRSRGSSSSGSSSSNSRTSSTSSTVSSSSYSSSSGSSRTSSRSSPKRKKRHSR
SRSPTIKARRSRRSYSRRIKIESNRARVKIRDRRRSNRNSIERERRRNRSPSRERRRSRSRDRRTNR
ASRSRDRRRIIDDQRGNL SGNSHKHKGEAKEQERKKERSRSIDKDRKKDKEREREQDKRKEKQKREEK
DFKFSSQDRLKRRRESERTFSRSGSISVKIIRHDSRQDSKKSTTKDKSKHSGSDSSGRSSSESPGSSKE
KKAKPKHSRSRSVEKSQRSGKKASRKHKSKRSR

TRTRPLEQKLISEEDLAANDILDYKDDDDKV

Chromatograms: https://cdn.origene.com/chromatograms/mk8029_f02.zip

Restriction Sites: Sgfl-Mlul

Cloning Scheme:



ACCN: NM_015491

ORF Size: 2415 bp

OTI Disclaimer: The molecular sequence of this clone aligns with the gene accession number as a point of reference only. However, individual transcript sequences of the same gene can differ through naturally occurring variations (e.g. polymorphisms), each with its own valid existence. This clone is substantially in agreement with the reference, but a complete review of all prevailing variants is recommended prior to use. [More info](#)

OTI Annotation: This clone was engineered to express the complete ORF with an expression tag. Expression varies depending on the nature of the gene.

Components: The ORF clone is ion-exchange column purified and shipped in a 2D barcoded Matrix tube containing 10ug of transfection-ready, dried plasmid DNA (reconstitute with 100 ul of water).

Reconstitution Method:

1. Centrifuge at 5,000xg for 5min.
2. Carefully open the tube and add 100ul of sterile water to dissolve the DNA.
3. Close the tube and incubate for 10 minutes at room temperature.
4. Briefly vortex the tube and then do a quick spin (less than 5000xg) to concentrate the liquid at the bottom.
5. Store the suspended plasmid at -20°C. The DNA is stable for at least one year from date of shipping when stored at -20°C.

Note: Plasmids are not sterile. For experiments where strict sterility is required, filtration with 0.22um filter is required.

RefSeq: [NM_015491.2](#), [NP_056306.1](#)

RefSeq Size: 3142 bp

RefSeq ORF: 2418 bp

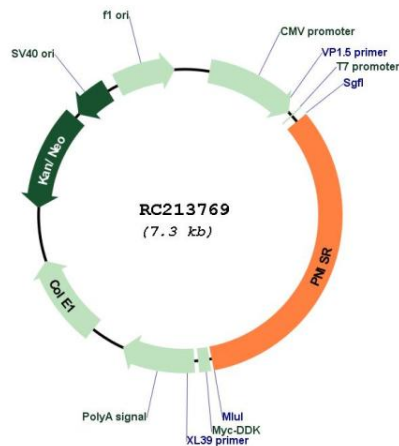
Locus ID: 25957

UniProt ID: [Q8TF01](#)


Cytogenetics: 6q16.2

MW: 92.4 kDa

Product images:



Circular map for RC213769



Western blot validation of overexpression lysate (Cat# [LY414509]) using anti-DDK antibody (Cat# [TA50011-100]). Left: Cell lysates from untransfected HEK293T cells; Right: Cell lysates from HEK293T cells transfected with RC213769 using transfection reagent MegaTran 2.0 (Cat# [TT210002]).