

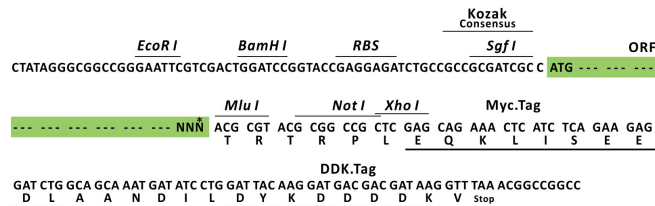
Product datasheet for RC213468L1

BCOR (NM_017745) Human Tagged Lenti ORF Clone

Product data:

Product Type:	Expression Plasmids
Product Name:	BCOR (NM_017745) Human Tagged Lenti ORF Clone
Tag:	Myc-DDK
Symbol:	BCOR
Synonyms:	ANOP2; MAA2; MCOPS2
Mammalian Cell Selection:	None
Vector:	pLenti-C-Myc-DDK (PS100064)
E. coli Selection:	Chloramphenicol (34 ug/mL)
ORF Nucleotide Sequence:	The ORF insert of this clone is exactly the same as(RC213468).
Restriction Sites:	SgfI-MluI
Cloning Scheme:	

Cloning sites used for ORF Shuttling:



* The last codon before the Stop codon of the ORF.

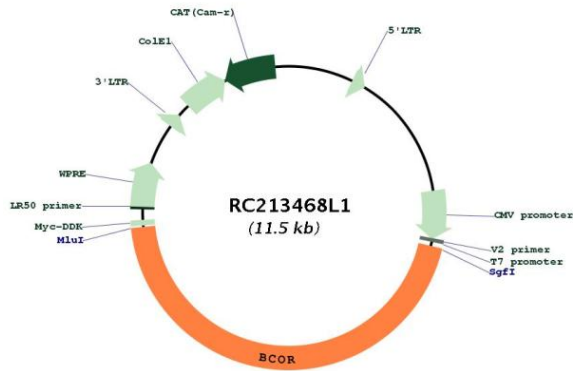
ACCN:	NM_017745
ORF Size:	5163 bp



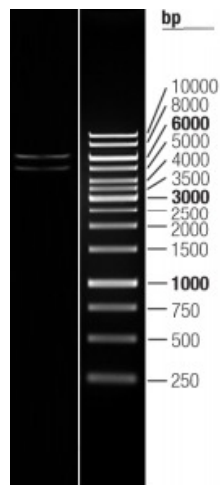
[View online »](#)

OTI Disclaimer:	The molecular sequence of this clone aligns with the gene accession number as a point of reference only. However, individual transcript sequences of the same gene can differ through naturally occurring variations (e.g. polymorphisms), each with its own valid existence. This clone is substantially in agreement with the reference, but a complete review of all prevailing variants is recommended prior to use. More info
OTI Annotation:	This clone was engineered to express the complete ORF with an expression tag. Expression varies depending on the nature of the gene.
Components:	The ORF clone is ion-exchange column purified and shipped in a 2D barcoded Matrix tube containing 10ug of transfection-ready, dried plasmid DNA (reconstitute with 100 ul of water).
Reconstitution Method:	<ol style="list-style-type: none">1. Centrifuge at 5,000xg for 5min.2. Carefully open the tube and add 100ul of sterile water to dissolve the DNA.3. Close the tube and incubate for 10 minutes at room temperature.4. Briefly vortex the tube and then do a quick spin (less than 5000xg) to concentrate the liquid at the bottom.5. Store the suspended plasmid at -20°C. The DNA is stable for at least one year from date of shipping when stored at -20°C.
RefSeq:	NM_017745.4 , NP_060215.4
RefSeq Size:	6182 bp
RefSeq ORF:	5166 bp
Locus ID:	54880
UniProt ID:	Q6W2J9
Cytogenetics:	Xp11.4
Domains:	ANK
Protein Families:	Transcription Factors
MW:	188 kDa
Gene Summary:	The protein encoded by this gene was identified as an interacting corepressor of BCL6, a POZ/zinc finger transcription repressor that is required for germinal center formation and may influence apoptosis. This protein selectively interacts with the POZ domain of BCL6, but not with eight other POZ proteins. Specific class I and II histone deacetylases (HDACs) have been shown to interact with this protein, which suggests a possible link between the two classes of HDACs. Several transcript variants encoding different isoforms have been found for this gene. A pseudogene of this gene is found on chromosome Y.[provided by RefSeq, Jun 2010]

Product images:



Circular map for RC213468L1



Double digestion of RC213468L1 using SgfI and MluI