

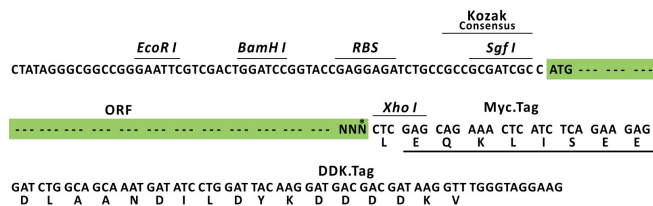
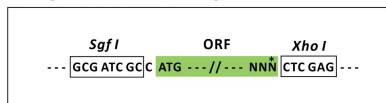
Product datasheet for RC213427L3

ZIP Kinase (DAPK3) (NM_001348) Human Tagged Lenti ORF Clone

Product data:

Product Type:	Expression Plasmids
Product Name:	ZIP Kinase (DAPK3) (NM_001348) Human Tagged Lenti ORF Clone
Tag:	Myc-DDK
Symbol:	ZIP Kinase
Synonyms:	DLK; ZIP; ZIPK
Mammalian Cell Selection:	Puromycin
Vector:	pLenti-C-Myc-DDK-P2A-Puro (PS100092)
E. coli Selection:	Chloramphenicol (34 ug/mL)
ORF Nucleotide Sequence:	The ORF insert of this clone is exactly the same as(RC213427).
Restriction Sites:	SgfI-XhoI
Cloning Scheme:	

Cloning sites used for ORF Shuttling:



* The last codon before the Stop codon of the ORF.

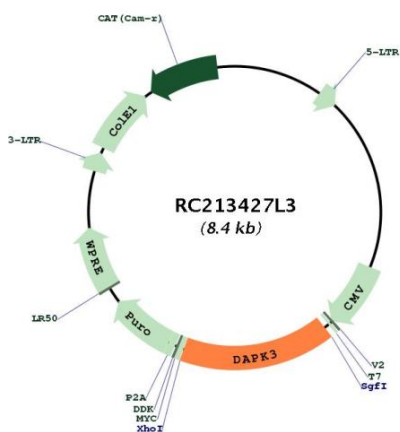
ACCN:	NM_001348
ORF Size:	1362 bp



[View online »](#)

OTI Disclaimer:	The molecular sequence of this clone aligns with the gene accession number as a point of reference only. However, individual transcript sequences of the same gene can differ through naturally occurring variations (e.g. polymorphisms), each with its own valid existence. This clone is substantially in agreement with the reference, but a complete review of all prevailing variants is recommended prior to use. More info
OTI Annotation:	This clone was engineered to express the complete ORF with an expression tag. Expression varies depending on the nature of the gene.
Components:	The ORF clone is ion-exchange column purified and shipped in a 2D barcoded Matrix tube containing 10ug of transfection-ready, dried plasmid DNA (reconstitute with 100 ul of water).
Reconstitution Method:	<ol style="list-style-type: none">1. Centrifuge at 5,000xg for 5min.2. Carefully open the tube and add 100ul of sterile water to dissolve the DNA.3. Close the tube and incubate for 10 minutes at room temperature.4. Briefly vortex the tube and then do a quick spin (less than 5000xg) to concentrate the liquid at the bottom.5. Store the suspended plasmid at -20°C. The DNA is stable for at least one year from date of shipping when stored at -20°C.
RefSeq:	NM_001348.1
RefSeq Size:	2105 bp
RefSeq ORF:	1365 bp
Locus ID:	1613
UniProt ID:	O43293
Cytogenetics:	19p13.3
Domains:	pkinase, TyrKc, S_TKc
Protein Families:	Druggable Genome, Protein Kinase
Protein Pathways:	Bladder cancer, Pathways in cancer
MW:	52.4 kDa
Gene Summary:	Death-associated protein kinase 3 (DAPK3) induces morphological changes in apoptosis when overexpressed in mammalian cells. These results suggest that DAPK3 may play a role in the induction of apoptosis. [provided by RefSeq, Jul 2008]

Product images:



Circular map for RC213427L3