

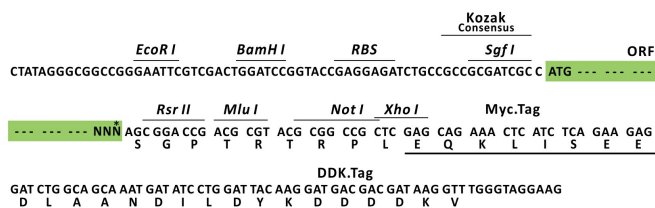
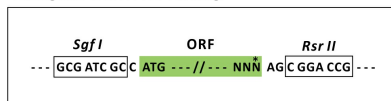
Product datasheet for RC212983L3

NEURL2 (NM_080749) Human Tagged Lenti ORF Clone

Product data:

Product Type:	Expression Plasmids
Product Name:	NEURL2 (NM_080749) Human Tagged Lenti ORF Clone
Tag:	Myc-DDK
Symbol:	NEURL2
Synonyms:	C20orf163; OZZ; OZZ-E3
Mammalian Cell Selection:	Puromycin
Vector:	pLenti-C-Myc-DDK-P2A-Puro (PS100092)
E. coli Selection:	Chloramphenicol (34 ug/mL)
ORF Nucleotide Sequence:	The ORF insert of this clone is exactly the same as(RC212983).
Restriction Sites:	SgfI-RsrII
Cloning Scheme:	

Cloning sites used for ORF Shuttling:



* The last codon before the Stop codon of the ORF.

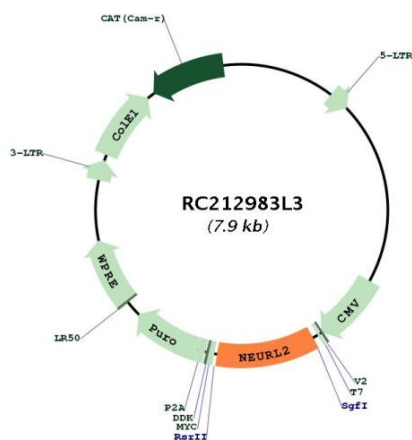
ACCN:	NM_080749
ORF Size:	855 bp



[View online »](#)

OTI Disclaimer:	The molecular sequence of this clone aligns with the gene accession number as a point of reference only. However, individual transcript sequences of the same gene can differ through naturally occurring variations (e.g. polymorphisms), each with its own valid existence. This clone is substantially in agreement with the reference, but a complete review of all prevailing variants is recommended prior to use. More info
OTI Annotation:	This clone was engineered to express the complete ORF with an expression tag. Expression varies depending on the nature of the gene.
Components:	The ORF clone is ion-exchange column purified and shipped in a 2D barcoded Matrix tube containing 10ug of transfection-ready, dried plasmid DNA (reconstitute with 100 ul of water).
Reconstitution Method:	<ol style="list-style-type: none"> 1. Centrifuge at 5,000xg for 5min. 2. Carefully open the tube and add 100ul of sterile water to dissolve the DNA. 3. Close the tube and incubate for 10 minutes at room temperature. 4. Briefly vortex the tube and then do a quick spin (less than 5000xg) to concentrate the liquid at the bottom. 5. Store the suspended plasmid at -20°C. The DNA is stable for at least one year from date of shipping when stored at -20°C.
RefSeq:	NM_080749.2 , NP_542787.1
RefSeq Size:	1440 bp
RefSeq ORF:	858 bp
Locus ID:	140825
UniProt ID:	Q9BR09
Cytogenetics:	20q13.12
Protein Families:	Druggable Genome
MW:	31.7 kDa
Gene Summary:	<p>This gene encodes a protein that is involved in the regulation of myofibril organization. This protein is likely the adaptor component of the E3 ubiquitin ligase complex in striated muscle, and it regulates the ubiquitin-mediated degradation of beta-catenin during myogenesis. Alternative splicing of this gene results in multiple transcript variants. [provided by RefSeq, Jun 2013]</p>

Product images:



Circular map for RC212983L3