

Product datasheet for RC212949

OR5112 (NM_001004754) Human Tagged ORF Clone

Product data:

Product Type:	Expression Plasmids
Product Name:	OR5112 (NM_001004754) Human Tagged ORF Clone
Tag:	Myc-DDK
Symbol:	OR5112
Synonyms:	OR11-38
Mammalian Cell Selection:	Neomycin
Vector:	pCMV6-Entry (PS100001)
E. coli Selection:	Kanamycin (25 ug/mL)
ORF Nucleotide Sequence:	>RC212949 representing NM_001004754 Red=Cloning site Blue=ORF Green=Tags(s)

TTTTGTAATACGACTCACTATAGGGCGCCGGAATTCGTCGACTGGATCCGGTACCGAGGAGATCTGCC
GCC**CGATCGCC**

ATGGGGTTGTTCAATGTCACCTGCATTCTTCTCCTGACTGGTATCCCTGGTCTGGAGAGCTCTC
ACTCCTGGCTGTCAGGGCCCTCTGCGTGATGTATGCTGTGGCCCTTGGGGAAATACAGTGATCCTGCA
GGCTGTGCGAGTGGAGCCAGCCTCCATGAGCCCATGTAATACTTCTGTCCATGTTGTCCTTCAGTGAT
GTGGCCATATCCATGGCCACACTGCCACTGTACTCCGAACCTTCTGCCTCAATGCCGCAACATCACTT
TTGATGCCTGTCTAATTCAGATGTTTCTTATTCACCTTCTTCTCCATGATGGAATCAGGTATTCTGCTGGC
CATGAGTTTTGACCGCTATGTGGCCATTTGTGACCCCTTGCCTATGCAACTGTGCTCACCCTGAAGTC
ATTGCTGCAATGGGTTTAGGTGCAGCTGCTCGAAGCTTATCACCCCTTTCCCTTCTCCCTTTCTTATTA
AGAGGCTGCCTATCTGCAGATCCAATGTTCTTTCTCACTCCTACTGCCTGCACCCAGACATGATGAGGCT
TGCTGTGCTGATATCAGTATCAACAGCATCTATGGACTCTTGTGTTGATCCACCTTTGGCATGGAC
CTGTTTTTATCTTCTCCTATGTGCTCATTCTGCGTCTGTGTCATGGCCACTGCTTCCCGTGAGGAAC
GCCTCAAAGCTCTCAACACATGTGTGCACATATCCTGGCTGACTTGCATTTTATGTGCCAATGATTGG
GGTCTCCACAGTGACCCGCTTTGGGAAGCATGTCCCATGCTACATACATGCTCCTCATGCAATGTGTAC
CTATTTGTGCCTCCTGTGCTCAACCTCTCATTATAGCGCCAAGACAAAGGAAATCCGCCGAGCCATTT
TCCGCATGTTTACCACATCAAATA

ACGCGTACGCGGCCGCTCGAGCAGAAACTCATCTCAGAAGAGGATCTGGCAGCAATGATATCCTGGATT
ACAAGGATGACGACGATAAGGTTTAA



[View online »](#)

Protein Sequence: >RC212949 representing NM_001004754
Red=Cloning site Green=Tags(s)

MGLFNVTHPAFFLLTGIPGLESSHWSLGPLCVMYAVALGGNTVILQAVRVEPSLHEPYYFLSMLSFS
 VAISMATLPTVLRTEFLNARNITFDAQLIQMFLIHFFSMMESGILLAMSFDRYVAICDPLRYATVLTTEV
 IAAMGLGAAARFITLFPPLFIKRLPICRSNVLSHSYCLHPDMMRLACADISINSIYGLFVLVSTFGMD
 LFFIFLSYVLILRSVMATASREERLKALNTCVSHILAVLAFYVPMIGVSTVHRFGKHVPCYIHLMSNVY
 LFVPPVLNPLIYSAKTKEIRRAIFRMFHIIKI

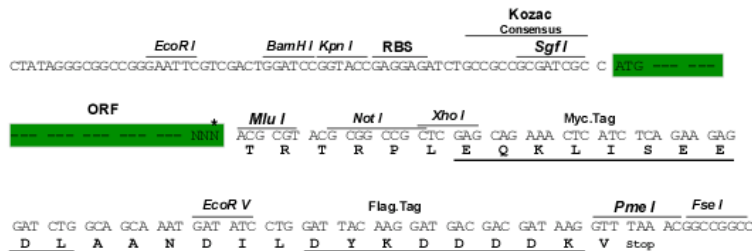
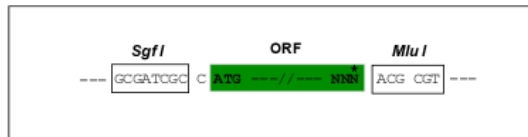
TRTRPLEQKLISEEDLAANDILDYKDDDDKV

Chromatograms: https://cdn.origene.com/chromatograms/mk8002_h09.zip

Restriction Sites: SgfI-MluI

Cloning Scheme:

Cloning sites used for ORF Shuttling:



* The last codon before the Stop codon of the ORF

ACCN: NM_001004754

ORF Size: 936 bp

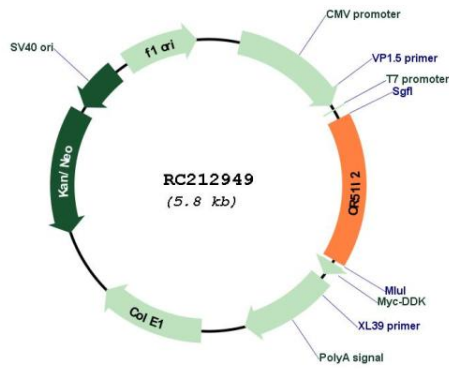
OTI Disclaimer: The molecular sequence of this clone aligns with the gene accession number as a point of reference only. However, individual transcript sequences of the same gene can differ through naturally occurring variations (e.g. polymorphisms), each with its own valid existence. This clone is substantially in agreement with the reference, but a complete review of all prevailing variants is recommended prior to use. [More info](#)

OTI Annotation: This clone was engineered to express the complete ORF with an expression tag. Expression varies depending on the nature of the gene.

Components: The ORF clone is ion-exchange column purified and shipped in a 2D barcoded Matrix tube containing 10ug of transfection-ready, dried plasmid DNA (reconstitute with 100 ul of water).

Reconstitution Method:	<ol style="list-style-type: none">1. Centrifuge at 5,000xg for 5min.2. Carefully open the tube and add 100ul of sterile water to dissolve the DNA.3. Close the tube and incubate for 10 minutes at room temperature.4. Briefly vortex the tube and then do a quick spin (less than 5000xg) to concentrate the liquid at the bottom.5. Store the suspended plasmid at -20°C. The DNA is stable for at least one year from date of shipping when stored at -20°C.
RefSeq:	NM_001004754.2 , NP_001004754.1
RefSeq Size:	939 bp
RefSeq ORF:	939 bp
Locus ID:	390064
UniProt ID:	Q9H344
Cytogenetics:	11p15.4
Protein Families:	Transmembrane
Protein Pathways:	Olfactory transduction
MW:	34.8 kDa
Gene Summary:	Olfactory receptors interact with odorant molecules in the nose, to initiate a neuronal response that triggers the perception of a smell. The olfactory receptor proteins are members of a large family of G-protein-coupled receptors (GPCR) arising from single coding-exon genes. Olfactory receptors share a 7-transmembrane domain structure with many neurotransmitter and hormone receptors and are responsible for the recognition and G protein-mediated transduction of odorant signals. The olfactory receptor gene family is the largest in the genome. The nomenclature assigned to the olfactory receptor genes and proteins for this organism is independent of other organisms. [provided by RefSeq, Jul 2008]

Product images:



Circular map for RC212949