

Product datasheet for RC212630

EPPK1 (NM_031308) Human Tagged ORF Clone

Product data:

Product Type: Expression Plasmids
Product Name: EPPK1 (NM_031308) Human Tagged ORF Clone
Tag: Myc-DDK
Symbol: EPPK1
Synonyms: EPIPL; EPIPL1
Vector: pCMV6-Entry (PS100001)
E. coli Selection: Kanamycin (25 ug/mL)
Cell Selection: Neomycin
ORF Nucleotide Sequence: >RC212630 representing NM_031308
Red=Cloning site Blue=ORF Green=Tags(s)

TTTTGTAATACGACTCACTATAGGGCGCCGGGAATTCGTCGACTGGATCCGGTACCGAGGAGATCTGCC
GCCGGATCGCC

ATGAGTGGCCACACCTTGCTCCTCTTCCCGTCCCAGGCACCAACAGCACAGAGCAGGCCAGTGTACCCA
GAGCCATGGCAGCCACGCTGGGAGCCGGCAGCCCCCAGGCCAGGAGCATAGCTGGGGTGT
TGTGGAGGCTCGGGCCAGGCCAGAGTGTCTACGCCCATGGAGCAGGGCCTCCTGCCTGCTGGGCTC
GGCAGGCTCTGCTAGAGGCCAGGCAGCCACTGGGGCCTGGTGGACCTCGCCCGGGCCAGCTGCTCC
CTGTGTCCAAGGCCCTGCAGCAGGGTCTGGTGGGGCTGGAGCTGAAGGAGAAGCTGCTGGCCGCTGAGCG
TGCCACTACGGGCTATCCTGACCCCTACGGCGGTGAGAAGCTGGCCCTCTTTCAGGCCATCGGGAAGGAG
GTTGTGGACAGGGCCCTGGGGCAGAGCTGGCTGGAGGTCCAACCTGGCCACTGGGGCCTGGTGGACCCCG
CCCAGGGAGTGCCTGGGCCCTGAGCCAGCCTGCCACCAGGGCCTCCTGGACCGGGAGACATGGCACAA
GCTGTGAGAGCTTGGCCCTGGCAGGTGACCTGCGCTTCTCAACCCCAACACGCTGGAGCGGCTGACA
TACCACCAGCTGCTGAAAGGTGTGTGCGTGCCCCGGGTGGGGCTAGCCTTGTGCCCTCAAGATCA
CCTTCCGCTCCATGGGCGGGCGGTGAGTGACGCTGAGCTGCTGGAGGTGGGCATCCTGGACGAGCAGGC
TGTGCAGGGTCTCGGGGAGGGCAGGCTGGCCGACGTGGACGTGAGTGACAGTGCCGAGGTGCGGGCCTAC
CTGGAGGGTACCGGCAGCGTGGCCGGGGTGTCTGCTGCTGCCGAAGGCCACAAGAAGAGCTTTTTCCAGG
CTGCCACCGAGCACCTGCTCCCAATGGGCACCGCGCTGCCACTCCTAGAGGCCAGGCTGCCACCCACAC
CCTGGTGGACCCCATCACAGGCCAGCGCTGTGGGTAGACGAGGCAGTCAGGGCGGGCCTGGTACGCCCA
GAGCTCCATGAGCAGCTCCTGGTGGCTGAGCAGGCCGTGACAGGGCACCAGACCCTTCAGTGGCTCCC
AAATCCCCCTTTCCAGGCCATGAAGAAGGGGCTAGTGGACAGGCCACTAGCACTGCGGCTCTTGGATGC
CCAGCTGGCCACAGGCGGGCTGGTCTGTCCAGCACGAGGCTCCGGCTGCCCTGGAGGCCGCCCTGCGC
TGCGGCTGCCTGGATGAAGACACTCAGCGGCAGCTCTCGCAGGCTGGCAGCTTCTCAGACGCACGCACG
GCGGCCTGCGCTATGAACAGCTGCTGGCCCTCTGTGTACCGACCCAGAGACCGGGCTTGCTTCCCTGCC
ACTCTCAGGGGGACCCCGGGGAGGGGAGCCCCAGGGACCCCAATTCATCAAGTACAGCACTCGGCAGGCC
CTGAGCACGGCCACAGCCACCGTCTGTGGGGAAGTCCGGGGCCGGCCGTGTCCCTCTGGGAGCTGC



TCTTCTCTGAGGCCATCTCCTCAGAGCAGAGGGCGATGCTGGCCAGCAGTACCAGGAAGGGACCCTCTC
 CGTGGAGAAGCTGGCCGCTGAGCTGAGCGCCACCTTGAGCAGGCTGCAGCCACTGCCAGGGTACACCTTT
 TCTGGGCTGAGGGACACCGTGACACCAGGAGAGCTGCTGAAAGCCGAGATCATCGACCAGGACCTGTACG
 AGCGGTTGGAGCATGGACAGGCCACAGCCAAGGATGTGGGCAGCCTGGCCTCGGCGCAGAGGTACCTGCA
 GGGTACGGGCTGATTGCTGGCCTGCTGCTCCCTGGCTCCCAGGAACGCCTGAGCATCTATGAGGCCGA
 TGCAAGGGGCTCCTCCGGCCGGCACTGCCCTCATCCTTCTGGAGGCACAAGTGCCACAGGCTTCATCA
 TCGACCCAAAAGCAAACAAGGGGCACTCCGTTGAGGAGGCACTGAGGGCTGCTGATTGGGCTGATGT
 GTTCGCGAAGCTGCTGTCGGCTGAGCGCCTGTCACTGGCTACACTGACCCTACACCGGCAGCAGATC
 TCCTCTTCCAGGCCATGCAGAAGGGCCTCATCGTCCGGGAGCACGGCATCCGCCTGCTGGAGGCCAGA
 TCGCCACGGGCGGCTCATCGACCCCGTGCACAGCCACCGCTGCCCGTGGACGTGGCCTACCGGCGCG
 CTACTTCGATCAGATGCTGAACCTGATCCTGTTGGACCTTCTGACGACACCAAGGGCTTCTTCGACCCC
 AACACGCACGAGAACCTCACGTACCTGCAGCTTCTGGAGCGCTGTGTGCGTGACCCCGAGACGGCCTGT
 ACCTCCTGCCACTCAGCAGCAGCAGTCCCGCTGGTGGACAGTGCCACCCAGCAGGCTTCAGAACCT
 GCTGCTCTCCGTGAAGTATGGACGGTTTACAGGGCAGAGGGTCTCCGCTGGGAGCTGATCAACTCTGAG
 TACTTCAGCGAGGGCCGAGGAGCAGCTGCTGCGTGCCTACCGCAGCGGAGGTACGCTGGGGCAGG
 TGGCAAAGCTGCTGGAGGCGGAGACGCAGAGACAGGCGGACATCATGCTGCCCGCACTGCCGAGCCGGT
 CACCGTCCACCAGCTCCTGGAGGCCGATCATTGACCAGCAGCTGTTGGACCAAGTGTGGCCGGGACA
 ATCAGCCCGGAGGCCCTCTACTCATGGACGGCTCCGCAGGTACCTGTGCGGCCCTGGGAGCTGTGGGCG
 GTGTGCGGCTGCTGCCCTCTGGCCAGCGGCTCAGCCTCTACCAGGCCATGAGGCAGAAGCTGCTGGGGCC
 CAGGGTGGCCCTGGCCCTGCTGGAGGCCAGGCGGCCACCGGAACCATCATGGACCTCACAGCCAGAG
 AGCCTCTCGTGGATGAGGCCGTGCGCAGGGGTGTGGTGGGGCCGAGCTGTATGGCAGGCTGAAGCGGG
 CTGAGGGTGCCATTGCTGGCTTCCAGAGCCCTTCTCTGGGAAGCAGGTGTCTGTGTTCCAGGCCATGAA
 GAAAGTCTCATCCCTTGGGAGCAAGTGCCTCCCTGAGGGTCAAGTGCCACAGGGGATCATT
 GACCCACAGCCACCCACCTCCCATGCCAGTGCCATTACGCGTGGCTATGTTGACCAGGAGATGG
 AGACAGCCTTGTCCAGCTCCTCCGAGACCTTCCACACCGGACGGCCAGGGGCGCACGACTATGCCCA
 GCTCCTGGAGGAGTGCCCGAGGATGAGACTTCTGGCCTTACCTCCTGCCCTGCCAGAAAGTGTCTCT
 GCCCTCCACCGAGGAGCAGGTCCAGAGGAGCCTGCAGGCCGTGCCGGGGCAAGGATGGCACATCCC
 TCTGGGACCTGCTCAGCTCCTGCCACTTACCGAGGAGCAACGGAGGGGCTGCTGGAGGACGTGCAGGA
 GGGGAGGACCACTGTGCCACAGCTGCTAGCCTCTGTGCAGAGGTGGTACAGGAGACCAAGCTTCTGGCC
 CAGGCCCGCTCATGGTCCCGGCCACGGGTGAGGTACCCGCTGTCTGGCTGCTGGATGCTGGCATCA
 TACCCAGGAGACCTTGAAGCCCTGGCTCAGGGCACGAGTCCCGCCAGGTCCCGAGCAGCCGGC
 GGTGAAGGCTGCTGTGGGGCACAGGCTGCGTGGCCGGTGTGCTGTACAGCCCTCTGGGGCAAGGCC
 AGCATCGCCAGGCCGTGAGGGATGGCCTCCTGCCACAGGCCTGGGCCAGAGGCTGCTGGAAGCCAGG
 TGGCATCTGGCTTCTTGTGACCCCTGAACAACCAGAGACTGTGAGTGGAGGACGCGGTTAAGGTCCG
 CCTGGTGGGACAGGAGCTGAGTGAAGCAGCTCGGGCAGGCCAGAGGGGCGGCGCCGGTACCCAGATCCC
 TACTCTAGGGCTCCCTCTCTGTGGCAGGCCATGGAGAAGGGGCTCGTCCACAGAACGAGGGCTTGC
 CCCTCTGCAGGTGCAGCTGGCCACAGGGGTGTGGTGGACCTGTCCACGGGTGCACCTGCCCCAGGC
 GGCAGCTGCAGACTCGGCTTCTGGACACACAGACGAGCCAGGTGCTGACTGCAGTTGACAAGGACAAC
 AAGTTCCTTTGACCCAGTGCAGGGGACCAGGTGACCTACCAGCAGCTCAGGGAGCGCTGCGTGTGCG
 ACTCCGAGACCGGATTGTTGCTGTTGCCACTGCCCTCAGACACAGTGTGAGGTGGACGACCACACCGC
 GGTGGCTCTGAGGGCCATGAAGGTGCCCGTGCAGACAGGGAGGTTAAGGGGTGTAGCGTGTCACTCTGG
 GACCTGCTGCTCTCCGAATACGTTGGCGTGCAGAGCGGCGGAGCTGGTGGCACTCTGTGCGTCTGGGA
 GGGCTGCGGCCCTGCGGCAGGTGGTGCAGCAGTACCGCCCTGGTGCAGGCTGCAGAGAGGCGCCCT
 GCAGGCCACCTTCCAGGGGCTCCGGAAGCAGGTGTGAGCCAGGGACCTGTTAGGGCGCAGCTGATCAGC
 AGGAAGACGCTGGACGAGCTGAGCCAGGGGACAACGACTGTGAAGGAGGTGGCGGAGATGGACAGCGTGA
 AGCGGTCCCTGGAGGGAGGCAACTTATTGCCGGGTCTTATCCAGGGCACCCAGGAGAGGATGAGCAT
 CCCAGAGGCCCTGAGGAGGCACATCCTGCGGCCCTGGCACAGCCCTGGTGTGCTGGAGGCACAGGCAGCT
 ACCGGCTTCATCATCGACCCCGCGGAGAACCAGGAGTACCCTGGAGGAGGCGTTCAAAGCAGGAATGT
 TCGGGAAGAAACCTACGTGAAGCTGCTGTCCGGCAGCGCGCCGTACCGGCTACACCGACCCCTATAC
 CGGGCAGCAGATCTCCCTCTTCCAGGCCATGCAGAAGGACCTCATCGTCCGGGAGCACGGCATCCGCTG
 CTGGAGGCCAGATCGCCACGGGCGGCATCATCGACCCGTGCACAGCCACCGCTGCCCGTGGACGTGG
 CCTACCGTGGGCTACTTCGACGAGGAGATGAACCGCATCCTGGCGGACCCAGCGACGACACCAAGGG

CTTCTTCGACCCCAACACGCACGAGAACCTCACGTACCTGCAGCTTCTGGAGCGCTGTGTGGAGGACCCC
 GAGACGGGCTGTACCTGCTACAAATCATAAAGAAAGGAGAAAACCTACGTGTACATCAATGAGGCCACGA
 GACACGTGTTGCAATCCAGAACTGCAAAAATGCGCGTGGGGAGGTTTGTGACCAGGTGGTCTCTTTCTG
 GGACCTGCTGTCTCTCCATACTTACAGAGGACAGGAAGCGGGAGCTCATCCAGGAGTATGGAGCCAG
 AGTGGGGGCTGGAGAAATTGCTGGAATCATCACCACGACAATTGAAGAAACAGAGACGCAAAACCAAG
 GCATCAAAGTGGCGGCCATCAGAGGGGAGGTGACAGCTGCAGACCTGTTCAACTCCAGGGTATCGATCA
 GAAGACCTGCACACACTTCGTGTGGGAGGACTGGGGACAGGCACTCAGCACGCTGGAGTGTGTGAAG
 CCTATCTGGAAGGCAGCGACTGCAATTGCGGGGTACGGTGCCCTCCACCAGGGAGGTCAATGAGCCTCC
 ATGAGGCCAGCAGGAAGGAGCTCATCCCTGCAGCATTGCGACTTGGCTGCTGGAGGCGCAGGCCGCCAC
 CGGGTTCTCTGGACCCCTGCACCCGCCAGAAGCTCTGTGGATGAGGCTGTGGATGTGGCCTGGTG
 AACGAGGAGTGCGGGAGAGGCTCCTGAAGGCTGAAAGAGCTGCCACGGGCTACAGGGATCCGGCCACAG
 GAGACACGATCCCGCTGTTCCAGGCCATGCAGAAGCAGCTCATCGAGAAGCGGAGGCACTGAGGCTGCT
 GGAGGTGACAGGTGCCACGGGGGTGTCATCGACCCACAGCACCACCACCGGCTCCCACTGGAAACAGCC
 TACAGACGGGGTGTCTGCACAAGGACATCTATGCGCTCATTCCGACCAGAAGCACATGAGGAAACGGT
 TTGTGGACCCGAACACGCAAGAGAAGGTCTCGTACCGAGAGCTGCAGGAGAGGTGCCGCCACAAGAGGA
 CACGGGCTGGGTGCTGTTCCAGTGAACAAGGCTGCACGGGACTCCGAGCACATCGATGACGAGACGAGA
 AGGGCCCTGGAGGCAGAGCAAGTGGAAATCACAGTGGGAAGGTTACAGAGGCCAGAAACCAACTGTGGG
 CACTACTGAATTCGAATACGTGACAGAGGAGAAGAAGCTCCAGCTGGTGGATGTATAGAACACACAC
 CAGACGGGCACTGCAGACGGTAGCGCAGCTCATCTTAGAGTTGATCGAGAAGCAGGAAACCGCAACAAA
 CACCTGTGGTTCCAAGGAATTAGACGACAGATCACAGTCTTGAACCTCCTCAGCTCAGCCATAATCACGG
 AGGAAATGCTCCAGGACCTGAAACGGGACGGAGCAGCAGCAAGAGCTCATGGAGGACGACCGCGTCAA
 GCGTACTCTGGAGGACACAGCTGCATCGCGGGCTCTGGTCCCGCCAAGGACCAGCCCGCCGCGCCAG
 GAGAAGATGAGCATCTACCAGGCCATGTGGAAGGGCTGCTGCGGCCCGCACGGCCCTGGTGTCTGTGG
 AGGCGCAGGCGGCCACCGCTTCTGTCATCGACCCGTCGCAACCTGAGGCTGTCCGTGGAGGAGCCCGT
 GCCCGCGGGCTGGTGGGACGAGATCCAGGAGAAGCTGCTGTGCGCCGAGCGCCGCTCACCGCTAC
 ACCGACCCCTACACCGGGCAGCAGATCTCCCTCTTCCAGGCCATGCAGAAGGACCTCATCGTCCGGGAGC
 ACGGCATCCGCTGCTGGAGGCCAGATCGCCACGGGCGGCTCATCGACCCCGTGCACAGCCACCGCT
 GCCCGTGGACGTGGCCTACCGGCGGGCTACTTCGACGAGGAGATGAACCGTGTCTGCGGACCCACG
 GACGACACCAAGGGTTTCTTCGACCCCAACACGCACGAGAACCTCACGTACGTGCAGCTGCTGCGCCGCT
 GCGTGCCCGACCCGGACACCGGGCTCTACATGCTGCAGCTGGCAGGCCGGGGCTCCGCCGTGCACCAGT
 GAGCGAGGAGCTGCGCTGTGCCCTGCGCAGCCCGCTGACGCCAGGCTCGGGCCCTCCAGGGCCAG
 AGCGTCTCCGCTGGGAGCTCCTTCTACCGCAGGTTCCGAGGACCGCGCCAGGACCTGCTGAGCA
 GATACCGGGCGGACAGCTGACCGTGGAGGAGTGGGCGCCACCTCACCTCGCTGCTGGCCAGGCCCA
 GGCCAGGCCCGGGCCGAGGCCGAGGCCGGGAGCCCGCGCCAGACCCCGGGAGGCCCTGCGTGGCGCC
 ACCATGGAGGTCAAGGTGGGCGCCTCCGGGGCGCGGTTGCCGTGGGACGTGCTGGCGTCCGGCT
 ACGTGAGCAGGGCCCGCCGGGAGGAGTGTGGCCGAGTTGGCTCGGGGACCTGGACTTGCCCGCGT
 GACCCGCGGCTGACCGCCATCATCGAGGAGGCCAGGAAGCCCCGGGGCCCGCCGAGCTCCAGGAC
 GCCAGGCGCGGCCCGGGGAGCCAGGGCCAGCCGGGCGAGGGGACGGCGACTCGGGGCTCCAGCGAG
 AGGGCCAGGGGGAGGGCGAGACCCAGGAGGCCCGCCGCGCCGCGCCCGCCCGCCCGCCAGGAGCAG
 CCTGCGTGATGCCACCATGGAGGTGCAGCGGGGCAATTCCAGGGCGGGCGGCTCCCGTGTGGGACGTC
 CTCTTCTCCTGACCTGAGCGAGGCCCGGAGACGAGCTCCTGGCCAGCACGCGGCCGGCGCCCTGG
 GCCTGCCGACCTCGTCGCCCTCACCCGGGTATCGAGGAGACGGAGGAGCGGCTCAGCAAGGTGTC
 CTTCCGCGCCTGAGGCGCCAGGTGCCGCTCCGAGTGCACACGTCCGGGATCCTGGGCCCGAGACC
 CTGCGGGACCTGGCCAGGGCACTAAGACGCTGCAGGAGGTGACGGAGATGGACTCGGTCAAGCGCTACC
 TGGAGGGACACAGCTGCATCGCGGGCTCTGGTCCCGCCAAGGACCAGCCCGCCCGCCAGGAGAAGAT
 GAGCATTACCAGGCCATGTGGAAGGGCTGCTGCGGCCCGCACGGCCCTGGTGTGCTGGAGGCGCAG
 GCGGCCACCGGCTTCGTATCGACCCCGTGCACAACCTGAGGCTGTCCGTGGAGGAGGCCGTGGCCGCG
 GCGTGGTGGGCGCGAGATCCAGGAGAAGCTGCTGTGCGCCGAGCGCGGCTCACCGGCTACACCGACCC
 CTACACGGGCGAGCAGATCTCCCTCTTCCAGGCCATGCAGAAGGACCTCATCGTCCGGGAGCACGGCATC
 CGCCTGCTGGAGGCCAGATCGCCACGGGGCGGCTCATCGACCCCGTGCACAGCCACCGGCTGCCGTGG
 ACGTGGCTACCGGCGGGCTACTTCGACGAGGAGATGAACCGTGTCTGGCCGACCCAGCGACGACAC
 CAAGGGTTTCTTCGACCCCAACACGCACGAGAACCTCACGTACGTGCAGCTGCTGCGCCGCTGCGTGCC

GACCCGGACACCGGGCTCTACATGCTGCAGCTGGCAGGCCGGGGCTCCGCCGTGCCAGCTGAGCGAGG
 AGCTGCGCTGTGCCCTGCGCGACGCCCGCTGACGCCAGGCTCGGGCGCCCTCCAGGGCCAGAGCGTCTC
 CGTCTGGGAGCTCCTCTTCTACCGCGAGGTGTCCGAGGACCGGCCAGGACCTGCTGAGCAGATACCGG
 GCGGGCACGCTGACCGTGGAGGAGCTGGGGCCACCCTCACCTCGCTGCTGGCCAGGCCAGGCCCAGG
 CCCGGGCCGAGGCCGAGGCCGGGAGCCCGCGCCAGACCCCGGGAGGCCCTGCGTGCGGCCACCATGGA
 GGTCAAGTGGCCCGCTCCGGGGCGCGCGTGCCTGTGGACGTGCTGGCGTCCGGCTACGTGAGC
 GGGCCCGCCGGGAGGAGCTGCTGGCCGAGTTTGGCTCGGGGACCCTGGACTTGCCCGCTGACCCGCC
 GGCTGACCGCCATCATCGAGGAGCCGAGGAGGCCCCCGGGGCCGCGCCAGCTCCAGGACGCCTGGCG
 CGGCCCGCGGAGCCAGGCCAGCCGGGCGAGGGGACGGCGACTCGGGCGCTCCACGAGAGGGCCAG
 GGGAGGGCGAGACCCAGGAGGCCCGCGCCGCCCGCCGCCAGGAGCAGACCCTGCGTG
 ATGCCACCATGGAGTGCAGCGCGGCGAGTTCCAGGGCGGCCGCTCCGTGTGGGACGTCTCTTCTC
 CTCGTACCTGAGCGAGGCCCGCCGAGACGAGCTCTGGCCAGCACGCGGCCGCGCCCTGGGCCTGCC
 GACCTCGTCGCCCTCCTACCCGGTATCGAGGAGACGAGGAGCGGCTCAGCAAGGTGCTCTCCCGG
 GCCTGAGCGCCAGGTGTCCGCTCCGAGTGCACACGTCCGGATCCTGGGCCCGAGACCCTGCGGGA
 CCTGGCCAGGGCACTAAGACGCTGCAGGAGTGCAGGAGATGGACTCGTCAAGCGCTACCTGGAGGGC
 ACCAGTGCATCGCGGGGCTCCTGGTGCCCGCCAAAGACCAGCCCGGCCAGGAGAAGATGAGCATCT
 ACCAGGCCATGTGAAGGGCGTGTGCGGCCCGGCACGGCCCTGGTGTGCTGGAGGCGCAGGCGGCCAC
 CGGCTTCGTATCGACCCCGTGCACAACCTGAGGCTGTGGTGGAGGAGGCCGTGGCCGCGGGCGTGGT
 GGCGGCGAGATCCAGGAGAAGCTGTGTGCGCCGAGCGCGCCGTACCCGGCTACACCGACCCCTACACCG
 GGCAGCAGATCTCCCTCTTCCAGGCCATGCAGAAGGACCTCATCGTCCGGGAGCACGGCATCCGCTGT
 GGAGGCCAGATCGCCACGGGCGCGTATCGACCCCGTGCACAGCCACCGCGTGCCTGGACGTGGCC
 TACCGGCGCGCTACTTCGACGAGGAGATGAACCGTGTCTGGCCAGCCAGCGACACCAAGGGTT
 TCTTCGACCCCAACACGCACGAGAACCTCACGTACGTGCAGTGTGCGCCGCTGCGTCCCGGACCCGGA
 CACCGGGCTCTACATGCTGCAGCTGGCAGGCCGGGCTCCGCGCTGCACCAAGTGCAGGAGGAGCTGCGC
 TGTGCCCTGCGCGACGCCCGTGCAGCCAGGCTCGGGCGCCCTCCAGGGCCAGAGCGTCTCCGTGTGG
 AGCTCCTCTTCTACCGCGAGGTGTCCGAGGACCGGCCAGGACCTGCTGAGCAGATACCGGGCGGGCAC
 GCTGACCGTGGAGGAGCTGGGCGCCACCCTCACCTCGCTGCTGGCCAGGCCAGGCCAGGCCCGGGCC
 GAGGCCGAGGCCGGGAGCCCGCGCCAGACCCCGGGAGGCCCTGCGTGCGGCCACCATGGAGTCAAGG
 TGGGCCGCTCCGGGGCGCGCGTGCCTGTGGGACGTGTGGCGTCCGGCTACGTGAGCGGGCCGC
 CCGGGAGGAGCTGCTGGCCGAGTTTGGCTCGGGGACCCTGGACTTGCCCGCTGACCCCGCGTACCC
 GCCATCATCGAGGAGGCCGAGGAGGCCCGGGGCCCGCGCAGCTCCAGGACGCTGGCGGGCCCGC
 GGGAGCCAGGGCCAGCCGGGCGAGGGGACGGCGACTCGGGCGCTCCAGCGAGAGGGCCAGGGGAGGG
 CGAGACCCAGGAGGCCCGCGCCGCCCGCCCGCCCGCCAGGAGCAGACCCTGCGTGATGCCACC
 ATGGAGGTGCAGCGCGGGCAGTTCCAGGGCGGGCGGTCTCCGTGTGGGACGTCTCTTCTCCTCGTACC
 TGAGCGAGGCCCGCCGAGACGAGCTCCTGGCCAGCACGCGGCCGGCGCCCTGGGCTGCCCGACCTCGT
 CGCCGCTCCTACCCGGTATCGAGGAGACGGAGGAGCGGCTCAGCAAGGTGCTCTCCGCGCCTGAGG
 CGCCAGGTGTCCGCTCCGAGTGCACACGTCCGGATCCTGGCCCCGAGACCTGCGGGACCTGGCCC
 AGGGCACTAAGACGCTGCAGGAGGTGACGAGATGGACTCGTCAAGCGCTACCTGGAGGGCACCAGCTG
 CATCGCGGGCTCCTGGTGCCCGCAAGGACCAGCCCGGCCAGGAGAAGATGAGCATCTACCGGCC
 ATGTGGAAGGGCGTGTGCGGCCCGGCACGGCCCTGGTGTGCTGGAGGCGCAGGCCGACCAGCTTCG
 TCATCGACCCCGTGCACAACCTGAGGCTGTGGTGGAGGAGGCCGTGGCCGCGGGCGTGGTGGGCGCGA
 GATCCAGGAGAAGCTGTGTGCGCCGAGCGCGCCGTACCCGGCTACACCGACCCCTACACCGGGCAGCAG
 ATCTCCTCTTCCAGGCCATGCAGAAGGACCTCATCGTCCGGGAGCACGGCATCCGCTGCTGGAGGCC
 AGATCGCCACGGGCGGCTCATCGACCCCGTGCACAGCCACCGGTGCCGTGGACGTGGCTACCGGGC
 CGGCTACTTCGACGAGGAGATGAACCGTGTCTGGCCAGCCAGCGACGACACCAAGGGCTTCTCGAC
 CCCAACACGCACGAGAACCTCACGTACGTGCAGTGTGCGCCGCTGCGTGCCCGACCCGGACCCGGG
 TCTACATGCTGCAGTGGCAGGCCGGGCTCCGCGTGCACAGCTGAGCGAGGAGCTGCGTGTGCCCT
 GCGCGACCCCGGTGACGCCAGGCTCGGGCGCCCTCCAGGGCCAGAGCTCTCCGTCTGGGAGCTCCTC
 TTCTACCGCGAGGTGTCCGAGGACCGGCCAGGACCTGCTGAGCAGATACCGGGCGAGCAGCTGACCG
 TGGAGGAGCTGGGCGCCACCCTCACCTCGTGTGGCCAGGCCAGGCCAGGCCCGGGCCGAGGCCGA
 GGCCGGGAGCCCGCGCCAGACCCCGGGAGGCCCTGCGTGCGGCCACCATGGAGTCAAGTGGGCCG
 CTCGGGGGCGCGCGTGCCTGTGGGACGTGTGGCGTCCGGTACGTGAGCAGGGCCCGGGGAGG

AGCTGCTGGCCGAGTTTGGCTCGGGGACCCTGGACTTGCCCGCGCTGACCCGCCGCTGACCCGCCATCAT
 CGAGGAGGCCGAGGAGGCCCCCGGGGCCCGCCGAGCTCCAGGACGCTGGCGCGGCCCGGGAGCCA
 GGGCCAGCCGGGCGAGGGGACGGCGACTCGGGCGCTCCAGCGAGAGGGCCAGGGGAGGGCGAGACCC
 AGGAGGCCCGCCGCCACCCGCCCGCCCGCCAGGAGCAGACCTGCGTGATGCCACCATGGAGGT
 GCAGCGCGGGCAGTTCAGGGGCGGGCGGTCTCCGTGTGGGACGTCTCTTCTCCTCGTACCTGAGCGAG
 GCCCGCCGAGACGAGTCTTGCCACGACGCGGGCCGGCCCTGGGCTGCCGACCTCGTCGCGTCC
 TCACCCGGGTCAATCGAGGAGACGAGGAGCGGCTCAGCAAGGTGTCTTCCGCGGCTGAGGCGCCAGGT
 GTCCGCCTCCGAGCTGCACACGTCCGGGATCCTGGGCCCGAGACCTGCGGGACCTGGCCAGGGCACT
 AAGACGCTGCAGGAGGTGACGGAGATGGACTCGGTCAAGCGCTACCTGGAGGGCACCAGTGCATCGCGG
 GCGTCTGGTGCCCGCAAGGACCAGCCCGCCGAGGAGAAGATGAGCATCTACCAGGCCATGTGAA
 GGGCGTGTGCGGCCCGCACGGCCCTGGTGTCTGGAGGCGCAGGCGGCCACCGGCTTCGTATCGAC
 CCCGTGCGCAACCTGAGGCTGTGCGTGGAGGAGCCGTGGCCGCGGGCGTGGTGGCGGCGAGATCCAGG
 AGAAGCTGTGTCGGCCGAGCGCCGTCACCGGCTACACCGACCCCTACACCGGCAGCAGATCTCCCT
 CTTCCAGGCCATGAGAAGGACCTATCGTCCGGGAGCAGGCATCCGCCTGCTGGAGGCCAGATCGCC
 ACGGGCGGCGTATCGACCCCGTGCACAGCCACCGCTGCCGTGGAGTGGCCTACCGGCGGGCTACT
 TCGACGAGGAGATGAACCGTGTCTGGCCGACCCAGCGACGACACCAAGGGCTTCTTCGACCCCAACAC
 GCACGAGAACCTCACGTACGTGCAGTGTGCGCCGCTGCGTGGCCGACCCGGACACCGGGCTCTACATG
 CTGCAGCTGGCAGGCCGGGGCTCCGCCGTGCACAGCTGAGCGAGGAGTGCCTGTGCCCTGCGCGACG
 CCCGCGTACGCCAGGCTCGGGCGCCCTCCAGGGCCAGAGCGTCTCCGTCTGGGAGCTCCTTCTACCG
 CGAGGTGTCCGAGGACCGGCCAGGACCTGCTGAGCAGATACCGGGCGGGCAGCTGACCGTGGAGGAG
 CTGGGCGCCACCTCACCTCGTGTGCCCCAGGCCAGGCCAGGCCGGGCGGAGGCCGAGGCCGGGA
 GCCCGCGCCAGACCCCGGGAGGCCCTGCGTGGCGCCACCATGGAGGTCAAGTGGGCCGCTCCGGGG
 GCGCGCGGTGCCGTGTGGGACGTGTGCGTCCGGCTACGTGAGCGGGGCGCCCGGGGAGGAGTGTCTG
 GCCGAGTTTGGCTCGGGGACCCTGGACTTGCCCGCGCTGACCCCGCGGCTGACCGCCATCATCGAGGAGG
 CCGAGGAGGCCCGGGGCCCGCCGAGCTCCAGGACGCTGGCGCGGCCCGGGGAGCCAGGGCCAGC
 CGGGCAGGGGACGGCGACTCGGGCGCTCCAGCGAGAGGGCCAGGGGAGGGCAGACCCAGGAGGCC
 GCCGCGCGCCCGCCCGCCCGCCAGGAGCAGACCTGCGTGATGCCACCATGGAGGTGCAGCGCG
 GGCAGTTCAGGGGCGGCCGCTCCGTGTGGGACGTCTTCTCCTCGTACCTGAGCGAGGCCCGCCG
 AGACGAGTCTTGCCAGCAGCGGCCCGCCCTGGGCTGCCGACCTCGTCGCGCTCTCACCCGG
 GTCATCGAGGAGACGGAGGAGCGGCTCAGCAAGGTGTCTTCCGCGCCTGAGGCCCAGGTGTCCGCT
 CCGAGCTGCACAGTCCGGATCCTGGGCCCGAGACCTGCGGGACCTGGCCAGGGCACTAAGACGCT
 GCAGGAGGTGACGAGATGGACTCGGTCAAGCGCTACCTGGAGGGCACCAGCTGCATCGCGGGCGTCTG
 GTGCCCGCAAGGACCAGCCCGCCGAGGAGAAGATGAGCATCTACCAGGCCATGTGGAAGGGCGTGC
 TGCGGCCCGGCACGGCCCTGGTGTGCTGGAGGCGCAGGCGGCCACCGGCTTCGTATCGACCCCGTGC
 CAACCTGAGGCTGTGCGTGGAGGAGGCCGTGGCCGCGGGCGTGGTGGGCGGCGAGATCCAGGAGAAGCTG
 CTGTGCGCCGAGCGCCGCTCACCGGCTACACCGACCCCTACACCGGCAGCAGATCTCCCTTCCAGG
 CCATGCAGAAGGACCTCATCGTCCGGGAGCAGGCATCCGCTGCTGGAGGCCAGATCGCCACGGGCGG
 CGTCATCGACCCCGTGCACAGCCACCGCTGCCGTGGACGTGGCCTACCGGCGGGCTACTTCGACGAG
 GAGATGAACCGCTCTTGCCGACCCAGCGACGACACCAAGGGTCTTTCGACCCCAACACGACGAGAG
 ACCTCACGTACCTGCAGTCTCGAGAGGGCCACCCTGGACCTGAGACGGGGCTCTATTCTTCTCTCT
 CTCTACAG

ACGCGTACGCGGCCGCTCGAGCAGAACTCATCTCAGAAGAGGATCTGGCAGCAATGATATCCTGGATT
 ACAAGGATGACGACGATAAGGTTTAA

Protein Sequence:

>RC212630 representing NM_031308

Red=Cloning site Green=Tags(s)

MSGHTLPLPVPGTNSTEQASVPRAMAATLGAGTPPRPQARSIAGVYVEASGQAQSVYAAMEQGLLPAGL
 GQALLEAQAAATGGLVDLARGQLLPVSKALQQGLVGLLEKELAAERATTGYPDPYGGKALFQAIKGE
 VVDRALGQSWLEVQLATGGLVDPAQGVLVAPEPACHQGLLDRETWHKLELEPGTGDLRFLNPNTLERLT
 YHQLLERCVRAPGSLALLPLKITFRSMGGAVSAAELLEVGILDEQAVQGLREGRLAAVDVSARAEVRRY
 LEGTGSVAGVVLLPEGHKKSFFQAATEHLLPMGTALPLLEAQAATHLVDPIITGQRLWVDEAVRAGLVSP

ELHEQLLVAEQAVTGHHDPPSGSQIPLFQAMKGLVDRPLALRLDAQLATGGLVCPARRLRPLEAALR
CGCLDEDTQRQLSQAGSFSDGTHGGLRYEQLLALCVTDPETGLAFLPLSGGPRGGEPPQKQYSTRQA
LSTATATVSVGKFRGRPVSLWELLFSEAISSQRAMLAQQYQEGTL SVEKLAAELSATLEQAAATARVTF
SGLRDTVTPGELLKAEIIDQDLYERLEHGQATAKDVGSLASAQRYLQGTGCIAGLLLPGSQERLSIYEAR
CKGLLRPGTALILLEAQAATGFIIDPKANKGHSVEEALRAAVIGPDVFAKLLSAERAVTGYTDPYTGQOI
SLFQAMQKGLIVREHGIRLLEAQIATGGVIDPVHSHRVPVDVAYRRGYFDQMLNLLDPSDDTKGFFDP
NTHENLTYLQLLERCVRDPETGLYLLPLSSTQSPVDSATQQAFQNLNLLSVKYGRFQGRVSAWELINSE
YFSEGRRRQLLRRYRQREVTLGQVAKLLEAETQRQADIMLPALRSRVTVHQLLEAGIIDQQLLDQVLAGT
ISPEALLLMDGVRRLCGLGAVGVRLLPSGQRLSLYQAMRQKLLGPRVALALLEAQAATGTIMDPHSPE
SLSDVEAVRRGVVGPPELYGRLKRAEGAIAGFRDPFSGKQVSVFQAMKGLIPWEQAARLLEAQAATGGII
DPTSHHLLPMPVAIQRGYVDQEMETALSSSSETFPTPDGQGRTSYAQLLEECPRDETSGLHLLPLPESAP
ALPTEEQVQRSLQAVPGAKDGTSLWDLSSCHFTEEQRRLLEDVQEGRTTVPQLLASVQRWVQETKLLA
QARVMVPGPRGEVPAVWLLDAGIITQETLEALAQGTQSPAQVAEQPAVKAACLWGTGCVAGVLLQPSGAKA
SIAQAVRDGLLPTGLGQRLLEAQVASGFLVDPLNNQRLSVEDAVKVGVLVGRELSEQLGQAERAAAGYPDP
YSRASLSLWQAMEKGLVPQNEGLPLLQVQLATGGVVDVPHGVHLPQAAACRLGLLDTQTSQVLTAVDKDN
KFFFDPSARDQVYQQLRERCVCDESETGLLLLPLPSDTVLEVDDHTAVALRAMKVPVSTGRFKGCSVSLW
DLLLSEYVGADKRRELVALCRSGRAAALRQVVS AVTALVEAAERQPLQATFRGLRKQVSARDLFRACLIS
RKTLDELSDGTTTVEVAEMDSVKRSLEGGNFIAGVLIQGTQERMSIPEALRRHILRPGTALVLEAQA
TGFIIDPAENRKLTVEEAFKAGMFKETYVYKLLSAERAVTGYTDPYTGQOISLFQAMQKDLIVREHGIRL
LEAQIATGGIIDPVHSHRVPVDVAYRCGYFDEEMNRLADPSDDTKGFFDPNTHENLTYLQLLERCVEDP
ETGLYLLQIIKKGENYVYINEATHRVLQSRATAKMRVGRFADQVVSFWDLLSSPYFTEDRKRELIEYGAQ
SGGLEKLEIITTTIEETETQNGIKVAAIRGEVTAADLFNSRVIDQKTLHTLRVGRGTGGQALSTLECVK
PYLEGSDCIAGVTPSTREVMSLHEASRKEIPAAFATWLLLEAQAATGFLDPCTRQKLSDVEADVGLV
NEELRERLLKAERAATGYRDPATGDTIPLFQAMQKQLIEKAEALRLELVQVATGGVIDPQHHRLPLETA
YRRGCLHKDIYALISDQKHMRKRFVDPNTQEKVSYRELQERCQPQEDTGWVLPVNAKARDSEHIDDETR
RALEAEQVEITVGRFRGQKPTLWALLNSEYVTEEKKLQLVRMYRTHTRRALQTVAQLILEIEKQETSNK
HLWFQGIRRIITASELLSSAIIITEMLQDLETGRSTTQELMEDDRVKRYLEGTSCIAAGLVPAKDQPRGQ
EKMSIYQAMWKGLRPGTALVLEAQAATGFVIDPVRNRLSVEEVPVAGVVGSEIQEKLLSAERAVTGY
TDPYTGQOISLFQAMQKDLIVREHGIRLLEAQIATGGVIDPVHSHRVPVDVAYRRGYFDEEMNRLADPS
DDTKGFFDPNTHENLTYVQLLRRCPDPDTGLYMLQLAGRGS AVHQLSEELRCALRDARVTPGSGALQGQ
SVSVWELLFYREVSEDRRQDLLSRYRAGTLTVEELGATLTSLLAQQAQARAEEAAGSPRPDPREALRAA
TMEVKVGRLRGRAVPVWDV LASGYVSRAAREELLA AEFSGTLDL PALTRRLTAIEEAEAPGARPQLQD
ARRGPREPGPAGRGDGDGSGRSQREGQGEGETQEAAAAAAAAARRQEQLRDATMEVQRGQFQGRPVSVWDV
LFSSYLSEARRDELLAQHAAGALGLPDLVAVLTRVIEETEERLSKVSFRGLRRQVSASELHTSGILGPET
LRDLAQGTKTLQEVTEMDSVKRYLEGTSCIAAGLVPAKDQPRGQEKMSIYQAMWKGLRPGTALVLEAQ
AATGFVIDPVRNRLSVEEAVAAGVVGGEIQEKLLSAERAVTGYTDPYTGQOISLFQAMQKDLIVREHGI
RLLLEAQIATGGVIDPVHSHRVPVDVAYRRGYFDEEMNRLADPSDDTKGFFDPNTHENLTYVQLLRRCP
DPDTGLYMLQLAGRGS AVHQLSEELRCALRDARVTPGSGALQGQSVSVWELLFYREVSEDRRQDLLSRYR
AGTLTVEELGATLTSLLAQQAQARAEEAAGSPRPDPREALRAATMEVKVGRLRGRAVPVWDV LASGYVS
GAAREELLA AEFSGTLDL PALTRRLTAIEEAEAPGARPQLQDAWRGPREPGPAGRGDGDGSGRSQREGQ
GEGETQEAAAAAAAAARRQEQLRDATMEVQRGQFQGRPVSVWDVLFSSYLSEARRDELLAQHAAGALGLP
DLVAVLTRVIEETEERLSKVSFRGLRRQVSASELHTSGILGPETLRDLAQGTKTLQEVTEMDSVKRYLEG
TSCIAAGLVPAKDQPRGQEKMSIYQAMWKGLRPGTALVLEAQAATGFVIDPVRNRLSVEEAVAAGVV
GGEIQEKLLSAERAVTGYTDPYTGQOISLFQAMQKDLIVREHGIRLLEAQIATGGVIDPVHSHRVPVDVA
YRRGYFDEEMNRLADPSDDTKGFFDPNTHENLTYVQLLRRCPDPDTGLYMLQLAGRGS AVHQLSEELR
CALRDARVTPGSGALQGQSVSVWELLFYREVSEDRRQDLLSRYRAGTLTVEELGATLTSLLAQQAQARA
EAEAGSPRPDPREALRAATMEVKVGRLRGRAVPVWDV LASGYVSGAAREELLA AEFSGTLDL PALTRRLT
AIEEAEAPGARPQLQDAWRGPREPGPAGRGDGDGSGRSQREGQGEGETQEAAAAAAAAARRQEQLRDAT
MEVQRGQFQGRPVSVWDVLFSSYLSEARRDELLAQHAAGALGLPDLVAVLTRVIEETEERLSKVSFRGLR
RQVSASELHTSGILGPETLRDLAQGTKTLQEVTEMDSVKRYLEGTSCIAAGLVPAKDQPRGQEKMSIYQ
AMWKGLRPGTALVLEAQAATGFVIDPVRNRLSVEEAVAAGVVGGEIQEKLLSAERAVTGYTDPYTGQO
ISLFQAMQKDLIVREHGIRLLEAQIATGGVIDPVHSHRVPVDVAYRRGYFDEEMNRLADPSDDTKGFFD

PNTHE NLTYVQLLRRCVDPDPTGLYMLQLAGRGS AVHQLSEELRCALRDARVTPGSGALQGQSVSVWELL
 FYREVSEDRRQDLLSRYRASTLTV EELGATLTSLLAQAQAQARAEAEAGSPRPDPREALRAATMEVKVGR
 LRGRAVPVWDV L ASGYVSRAAREELLAEFGSGTLDL PAL TRRLTAIEEAEAPGARPQLQDAWRGPREP
 GPAGRGDGSGRSQREGQGEGETQEA AAAATAAARRQEQLRDATMEVQRGQFQGRPVSVWDVLFSSYLSE
 ARRDELLAQHAAGALGLPDLVAVL TRVIEETEERLSKVSFRGLRRQVSASELHTSGILGPETLRDLAQGT
 KTLQEVTEMDSVKRYLEGTSCIAGVLVPAKDQPGRQEKMSIYQAMWKGVL RPTALVLLAQAAATGFVID
 PVRNRLR LSV EEA V AAGVVGGEIQEKL LSAERAVTGYTDPYTGGQISL FQAMQKDLIVREHGIRLLEAQIA
 TGGVIDPVHSHRVPVDVAYRRGYFDEEMNRVLADPSDDTKGFFDPNTHENLTYVQLLRRCVDPDPTGLYM
 LQLAGRGS AVHQLSEELRCALRDARVTPGSGALQGQSVSVWELLFYREVSEDRRQDLLSRYRAGTLTVEE
 LGATLTSLLAQAQAQARAEAEAGSPRPDPREALRAATMEVKVGR LRGRAVPVWDV L ASGYVSGAAREELL
 AEFSGTLDL PAL TRRLTAIEEAEAPGARPQLQDAWRGPREP GPAGRGDGSGRSQREGQGEGETQEA
 AAAAAARRQEQLRDATMEVQRGQFQGRPVSVWDVLFSSYLSEARRDELLAQHAAGALGLPDLVAVL TR
 VIEETEERLSKVSFRGLRRQVSASELHTSGILGPETLRDLAQGT KTLQEVTEMDSVKRYLEGTSCIAGVL
 VPAKDQPGRQEKMSIYQAMWKGVL RPTALVLLAQAAATGFVIDPVRNRLR LSV EEA V AAGVVGGEIQEKL
 LSAERAVTGYTDPYTGGQISL FQAMQKDLIVREHGIRLLEAQIATGGVIDPVHSHRVPVDVAYRRGYFDE
 EMNRVLADPSDDTKGFFDPNTHENLTYLQLLRATLDPETGLLFLSLSLQ

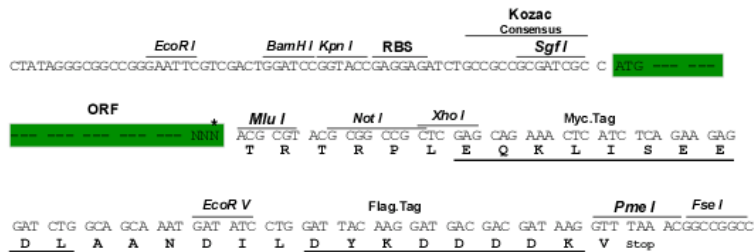
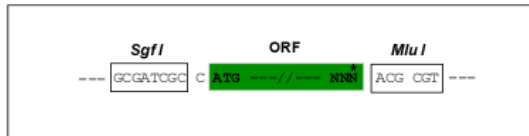
TRTRP L E Q K L I S E E D L A A N D I L D Y K D D D D K V

Restriction Sites:

SgfI-MluI

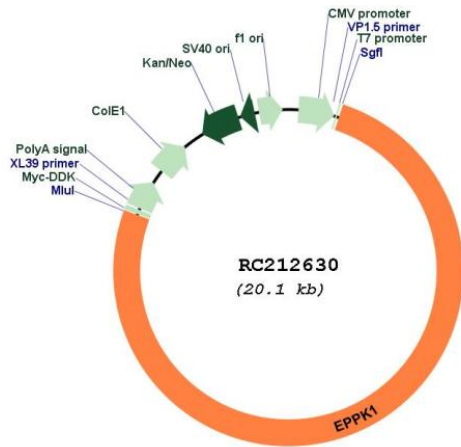
Cloning Scheme:

Cloning sites used for ORF Shuttling:



* The last codon before the Stop codon of the ORF

Plasmid Map:



ACCN: NM_031308

ORF Size: 15270 bp

OTI Disclaimer: Due to the inherent nature of this plasmid, standard methods to replicate additional amounts of DNA in E. coli are highly likely to result in mutations and/or rearrangements. Therefore, OriGene does not guarantee the capability to replicate this plasmid DNA. Additional amounts of DNA can be purchased from OriGene with batch-specific, full-sequence verification at a reduced cost. Please contact our customer care team at custsupport@origene.com or by calling 301.340.3188 option 3 for pricing and delivery.

The molecular sequence of this clone aligns with the gene accession number as a point of reference only. However, individual transcript sequences of the same gene can differ through naturally occurring variations (e.g. polymorphisms), each with its own valid existence. This clone is substantially in agreement with the reference, but a complete review of all prevailing variants is recommended prior to use. [More info](#)

OTI Annotation: This clone was engineered to express the complete ORF with an expression tag. Expression varies depending on the nature of the gene.

Components: The ORF clone is ion-exchange column purified and shipped in a 2D barcoded Matrix tube containing 10ug of transfection-ready, dried plasmid DNA (reconstitute with 100 ul of water).

Reconstitution Method:

1. Centrifuge at 5,000xg for 5min.
2. Carefully open the tube and add 100ul of sterile water to dissolve the DNA.
3. Close the tube and incubate for 10 minutes at room temperature.
4. Briefly vortex the tube and then do a quick spin (less than 5000xg) to concentrate the liquid at the bottom.
5. Store the suspended plasmid at -20°C. The DNA is stable for at least one year from date of shipping when stored at -20°C.

RefSeq: [NM_031308.1](#), [NP_112598.2](#)

RefSeq Size:	15534 bp
RefSeq ORF:	15267 bp
Locus ID:	83481
UniProt ID:	P58107
Cytogenetics:	8q24.3
Protein Families:	Stem cell - Pluripotency
MW:	555.4 kDa
Gene Summary:	The protein encoded by this gene belongs to the plakin family of proteins, which play a role in the organization of cytoskeletal architecture. This family member is composed of several highly homologous plakin repeats. It may function to maintain the integrity of keratin intermediate filament networks in epithelial cells. Studies of the orthologous mouse protein suggest that it accelerates keratinocyte migration during wound healing. [provided by RefSeq, Oct 2013]