

Product datasheet for RC212591

eIF4GII (EIF4G3) (NM_003760) Human Tagged ORF Clone

Product data:

Product Type:	Expression Plasmids
Product Name:	eIF4GII (EIF4G3) (NM_003760) Human Tagged ORF Clone
Tag:	Myc-DDK
Symbol:	eIF4GII
Synonyms:	eIF-4G 3; eIF4G 3; eIF4GII
Mammalian Cell Selection:	Neomycin
Vector:	pCMV6-Entry (PS100001)
E. coli Selection:	Kanamycin (25 ug/mL)
ORF Nucleotide Sequence:	>RC212591 representing NM_003760 Red=Cloning site Blue=ORF Green=Tags(s)

TTTTGTAATACGACTCACTATAGGGCGGCCGGAATTCGTCGACTGGATCCGGTACCGAGGAGATCTGCC
GCC**CGATCGCC**

ATGAATTCACAACCTCAAACCCGTTCTCCGTTTTCCAGAGGCCTCAAATACAGCCTCCTAGAGCTACCA
TCCCGAACAGCAGTCTTCCATTCGTCTGGTGCACAGACACCCACTGCAGTGTACCAGGCTAATCAGCA
CATCATGATGGTTAACCATCTGCCATGCCGTACCCAGTGCCCGAGGGCCTCAGTACTGTATACCACAG
TACCGTCATAGTGCCCTCCTTATGTTGGGCCCCCAACAATATCCAGTTCAACCACGGGGCCAGGTC
CTTTTTATCCTGGACCAGGACCTGGGACTTCCCAATGCTTATGGAACGCCTTTTTACCCAAGTCAGCC
GGTGTATCAGTCAGCACCTATCATAGTGCCTACGCAGCAACAGCCGCCTCCAGCCAAGAGAGAGAAAAA
ACTATAAGAAATTCGGGATCCAAACCAGGGAGGTAAGACATAACAGAGGAGATTATGTCTGGAGGTGGCA
GCAGAAATCCTACTCCACCCATAGGAAGACCCAGTCCACACCTACTCCTCCTCAGCAGCTGCCAGCCA
GGTCCCGAGCACAGCCCTGTGGTTTATGGGACTGTGGAGAGCGCTCATCTTGCTGCCAGCACCCCTGTC
ACTGCAGCTAGCGACCAGAAGCAAGAGGAGAAGCCAAAACCAGATCCAGTGTAAAGTCTCCTTCCCGAG
TCCTTAGGCTAGTCTCAGTGGAGAGAAGAAAGAACAAGAAGGCCAGACATCTGAACTACTGCAATAGT
ATCCATAGCAGAGCTTCTCTGCCTCCATCACCTACCAGTGTCTTCTGTTGCTCGAAGTACAATTGCA
GCCCCACCTCTTCTGCTTATAGTACCAACCAATATCCACTGCTATAGATGACAGATGTGAACTCT
CATCCCCAAGAGAAGACACAATTCTATACCCAGCCTCACATCTTGACAGAAACATCAGACCCCTTACC
AACAAATGAAAATGATGATGATATATGCAAGAAACCCTGTAGTGTAGCACCTAATGATATTCCTACTGGTT
TCTAGTACTAACCTAATTAATGAAATAAATGGAGTTAGCGAAAAATTATCAGCCACGGAGAGCATTGTGG
AAATAGTAAAACAGGAAGTATTGCCATTGACTCTTGAATTGGAGATTCTCGAAAAATCCCCAGAAGAAAT
GAAACTGGAGTGTATCCAGCTCCCATCACCCCTTCCACAGTTCCTTCTTCTTCTCCAACCTCCTCCAAC
CCTCCAGTTCCTCCTCACACTCCAGTCATTGTTCTGCTGCTGCCACTACTGTTAGTCTCCGAGTG
CTGCCATCACAGTCCAGAGAGTCTAGAGGAGGACGAGAGCATAAGAAGTTCCTTAGTGAAGATGCAAA
AGAGATTCAGAACAAAATAGAGGTAGAAGCAGATGGGCAACAGAAAGAGATTTGGATTCTCAAACCTTA



[View online >](#)

AATTCAAGAAGGAGCCCTGTCCCAGCTCAAATAGCTATAACTGTACCAAAGACATGGAAGAAACCAAAAG
 ATCGGACCCGAACCACTGAAGAGATGTTAGAGGCAGAATTGGAGCTTAAAGCTGAAGAGGAGCTTCCAT
 TGACAAAGTACTTGAATCTGAACAAGATAAAATGAGCCAGGGGTTTCATCCTGAAAGAGACCCCTCTGAC
 CTAAGAAAGTGAAGCTGTGGAAGAAAATGGAGAAGAAGCTGAGCCAGTACGTAATGGTGTGAGAGTG
 TTTCTGAGGGTGAAGGAATAGATGCTAATTCAGGCTCCACAGATGTTCTGGTGTGGGGTTACATTTCC
 ATTTAAACCAGAATCCTGGAAGCCTACTGATACTGAAGGTAAGAAGCAGTATGACAGGGAGTTTCTGCTG
 GACTTCCAGTTTATGCCTGCCTGTATACAAAACCAAGAGGGCCTGCCTCCTATCAGTGTGTTGCTTGG
 ACAAGATCAACCAACCCAAATTGCCAATGCGAACTCTGGATCCTCGAATTTTGCCTCGAGGACAGACTT
 TACACCAGCCTTTGCTGATTTTGAAGGACAGACCTGGTGAAGAGGCGTACCTTTGTTGAATGTTGGG
 TCACGAAGATCTCAACCTGGCCAAAGAAGAGAACCAGAAAGATCATCACAGTTTCTGTAAGAAAGATG
 TACACCTGAAAAAGGCAGAAAAATGCCTGGAAGCCAAGCCAAAAACGAGACAGCCAAGCCGATGATCCCGA
 AAACATTAACCAACCCAGGAGCTTTTTAGAAAAGTTCGAAGTATCTTAAATAAATTGACACCACAGATGTT
 AATCAACTGATGAAGCAAGTGTGAGGACTTACTGTTGACACAGAGGAGCGGCTGAAAGGAGTTATTGACC
 TGGTCTTTGAGAAGGCTATTGATGAACCCAGTTTCTCTGTGGCTTACGCAACATGTGTCGATGTCTAGT
 AACGCTGAAAGTACCCATGGCAGACAAGCCTGGTAAACACAGTGAATTTCCGGAAGCTGCTACTGAACCGT
 TGCCAGAAGGAGTTTGAAGAAAGATAAAGCAGATGATGATGCTTTGAGAAGAAGCAGAAAGAACTTGAGG
 CTGCCAGTGTCCAGAGGAGAGGACAAGGCTTCATGATGAACTGGAAGAAGCCAAGGACAAGGCCGGCG
 GAGATCCATTGGCAACATCAAGTTTATTGGAGAAGCTTTAAACTCAAAATGCTGACTGAAGCCATCATG
 CATGACTGTGTGGTGAAGCTGCTAAAGAACCATGATGAAGAAATCCCTGGAGTGCCTGTGTCGCCTGCTCA
 CCACCATTTGGCAAAGACTTGGACTTTGAAAAAGCAAAGCCACGTATGGACCAGTACTTTAATCAGATGGA
 GAAAATTTGTAAGAAAGAAAAACCTCATCTAGGATTCGGTTCATGCTTCAAGATGTTATAGACCTAAGG
 CTGTGCAATTTGGTATCTCGAAGAGCAGATCAAGGGCCTAAAACATATCGAACAGATTACAAAAGAGGCTA
 AAATAGAAGAACAAGAAGAGCAAAGGAAGTCCAGCAACTCATGACCAAGAGAAGAGACCAGTGT
 CCAGAGAGTGGACGAAGGTGGGTGGAACACTGTACAAGGGCCAAAGAACAGTCCGGTACTGGACCCCTCA
 AAATTCCTAAAAATCACTAAGCCTACAATTGATGAAAAAATTCAGCTGGTACCTAAAGCACAGCTAGGCA
 GCTGGGAAAAGGCAGCAGTGGTGGAGCAAAGGCAAGTGAAGACTGATGCCTTACGGTCAAGTGTCTCCAG
 TTTAAACAGATTCTGCCCCTGCAACCTCCAGCACCTCAGGGTCCACGCCATCCACGCCTGTAGAGTTT
 GATTCCCGAAGGACCTTAACTAGTCGTGGAAGTATGGGCAGGGAGAAGAATGACAAGCCCCTTCCATCTG
 CAACAGCTCGGCCAAATACTTTTATGAGGGTGGCAGCAGTAAAGACCTGCTAGACAATCAGTCTCAAGA
 AGAGCAGCGGAGAGAGATGCTGGAGACCGTGAAGCAGCTCACAGGAGGTGGATGTGGAGAGGAACAGC
 ACTGAGGCTGAGCGAAATAAAACAAGGGAGTCAAGCAAAACAGAAATTTTCAAGCAATGTCAGCTCATGACA
 AGGCTGCATTATCAGAAGAGGAACTGGAGAGGAAGTCAAAATCTATCATTGATGAATTTCTACACATTAA
 TGATTTTAAGGAAGCCATGCAGTGTGTGGAAGAGCTGAATGCCAGGGCCTACTACATGTTTTTGTGAGA
 GTGGGAGTGGAGTCCACCTGGAAGGAGCCAGATCACCAGGGATCACATGGGCCAACTACTCTATCAGC
 TGGTACAGTCAGAAAACTCAGCAAAACAGGACTTTTTCAAAGGTTTTTTCAGAACTTTGGAATTGGCAGA
 TGACATGGCCATTGATATTTCCCATATTTGGTTGTACCTTGTGAACTGGTGACCCCATGTTAAAAAGAA
 GGTGGAATCTCCATGAGAGAACTTACCATAGAATTTAGCAAACCTTTACTTCTGTTGGAAGAGCTGGGG
 TCTTGCTATCTGAAATATTGCACCTACTATGCAAAATAAGAGCCATAAGAAAGTGGGAGCCTTATGGAG
 GGAGGCTGACCTCAGCTGGAAGGACTTTTTACCAGAAGGAGAAGATGTACATAATTTTCTTTTGGAGCAG
 AAGTTGGACTTCATAGAGTCTGACAGTCCCTGTTCTCTGAAGCACTTTCAAAGAAAGAACTGTCTGCCG
 AAGAGCTGTATAAGCGACTCGAGAACTCATTATTGAGGACAAAGCGAATGATGAACAGATCTTTGACTG
 GGTAGAGGCTAATCTAGACGAAATCCAGATGAGTTCACCTACATTTCTTAGAGCTTAAATGACTGCTGTT
 TGTAAAGCAGCTATTATAGCCGACTCTTCTACCTCAGAGTGGACACTGCTGTTATCAAGCAGAGAGTGC
 CGATCTTACTCAAGTACCTAGACTCAGATACAGAGAAGGAACTGCAAGCACTTTATGCACTACAAGCATC
 GATAGTAAACTTGATCAACCTGCCAATTTGCTGCGGATGTTTTTGTATTGTCTATATGACGAGGAGGTG
 ATCTCCGAGGATGCCTTCTACAATGGGAGAGCAGCAAGGACCCTGCAGAGCAGAAATGGGAAGGGCGTGG
 CTCTGAAATCTGTACGGCATTCTCACGTGGCTGCGGGAAGCAGAAGAGGAGTCTGAGGATAAC

ACGCGTACGCGGCCGCTCGAGCAGAACTCATCTCAGAAGAGGATCTGGCAGCAAATGATATCCTGGATT
 ACAAGGATGACGACGATAAGGTTTAA

Protein Sequence: >RC212591 representing NM_003760
 Red=Cloning site Green=Tags(s)

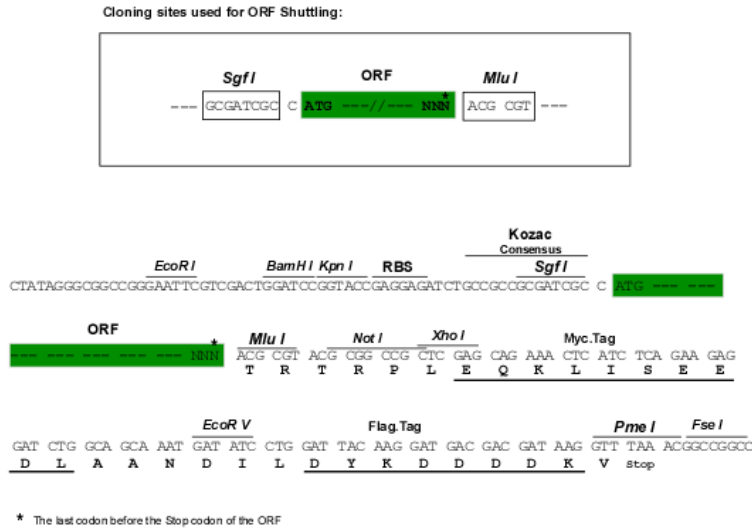
MNSQPQTRSPFFQRPQIQPPRATIPNSSPSIRPGAQTPTAVYQANQHIMMVNHLMPYPVPQGPQYCIPO
 YRHSGPPYVGGPPQYYPVQPPGPGPFYKGGGDFPNAYGTPFYPSQPVYQSAPIIVPTQQPPAKREKK
 TIRIRDPNQGGKIDITEEIMSGGSRNPPTPIGRPTSTPTPPQQLPSQVPEHSPVVYGTVESAHLAASTPV
 TAASDQKQEEKPKPDPVLKSPSPVLRLLVLSGEKKEQEGQSETTAIVSIAELPLPPSPPTVSSVARSTIA
 APTSSALSSQPIFTTAIDDRCELSSPREDTIPIPSLTSCSETSDPLPTNENDDDIKPKCSVAPNDIPLV
 SSTNLININGVSEKLSATESIVEIVKQEVLPLELEILENPPPEEMKLECIAPITPSTVPSFPPTPTPT
 PPASPHTPVIVPAAATTVSSPSAAITVQRVLEEDESIRTCLSEDAKEIQNKIEVEADGQTEEILDSQNL
 NSRRSPVPAQIAITVPKTKKPKDRTRTTEEMLEAELELKAEEELSIDKVLSEQDKMSQGFHPERDPSD
 LKKVKAEEENGEEAEPVRNGAESVSEGEIDANSSTSSGSDGVTFFPKPESWKPTDTEGKKQYDREFLL
 DFQFMPACIQKPEGLPPI SDVVLDKINQPKLPMRTLDPRI LPRGPDFTPAFADFGROTPGGRGVPLLNVG
 SRRSQPQRRPRKIIITSVKEDVHLKKAENAWKPSQKRDSQADDPENIKTQELFRKVR SILNKLTPQMF
 NQLMKQVSGLTVDTEERLKGVIDLVFEKAIDEPFSVAYANMCRCLVTLKVPMDKPGNTVNFRLKLLNR
 CQKEFEKDKADDDVFEEKQKELEAASAPEERTRHDELEEAADKARRRSIGNIKF IGELFKLMLTEAIM
 HDCVVKLLKNHDEESLECLCRLLTTIGKDLDFEAKPRMDQYFNQMEKIVKERKTSRIRFMLQDVIDLR
 LCNWVSRADQGPKEIEQIHKEAKIEEQEEQRKVVQLMTKEKRRPGVQRVDEGGWNTVQGAKNRVLDP
 KFLKITKPTIDEKIQLVPAQLGSWKGSSGGAKASETDALRSSASSLNRF SALQPPAPSGSTPSTPVEF
 DSRRTLTSRSGSMGREKNDKPLPSATARPNTFMRGGSSKDLLDNQSQEEQRREMLETVKQLTGGVDVERNS
 TEAERNKTRSAKPEISAMSAHDKAALSEELEKSKSIIDEFHINDFKEAMQCVEELNAQGLLHV FVR
 VGVSTLERSQITRDHMGQLLYQLVQSEKLSKQDFFKGFSETLELADDMAIDIPHIWLYLAELVTPMLKE
 GGISMRELTIEFSKPLLPVGRAGVLLSEILHLCKQMSHKKVGVGALWREADLSWKDFLPEGEDVHNFLLLEQ
 KLDIESDPCSSEALSKEKLSAEELYKRLKLIIEDKANDEQIFDWVEANLDEIQMSSPTFLRALMTAV
 CKAAIIADSSTFRVDTAVIKQRPVILLKYLDSDTEKELQALYALQASIVKLDQPANLLRMFFDCLYDEEV
 ISEDAFYKWESSKDPAEQNGKGVALKSVTAFFTWLREAEEDN

TRTRPLEQKLISEEDLAANDILDYKDDDDKV

Restriction Sites:

SgfI-MluI

Cloning Scheme:

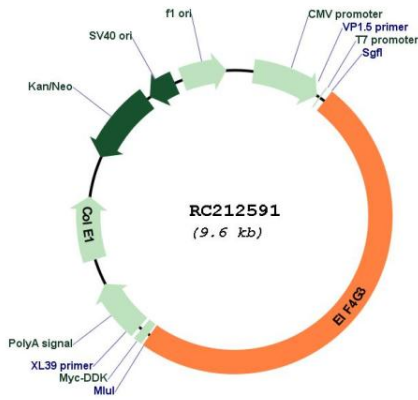


ACCN: NM_003760


ORF Size: 4755 bp

OTI Disclaimer:	The molecular sequence of this clone aligns with the gene accession number as a point of reference only. However, individual transcript sequences of the same gene can differ through naturally occurring variations (e.g. polymorphisms), each with its own valid existence. This clone is substantially in agreement with the reference, but a complete review of all prevailing variants is recommended prior to use. More info
OTI Annotation:	This clone was engineered to express the complete ORF with an expression tag. Expression varies depending on the nature of the gene.
Components:	The ORF clone is ion-exchange column purified and shipped in a 2D barcoded Matrix tube containing 10ug of transfection-ready, dried plasmid DNA (reconstitute with 100 ul of water).
Reconstitution Method:	<ol style="list-style-type: none">1. Centrifuge at 5,000xg for 5min.2. Carefully open the tube and add 100ul of sterile water to dissolve the DNA.3. Close the tube and incubate for 10 minutes at room temperature.4. Briefly vortex the tube and then do a quick spin (less than 5000xg) to concentrate the liquid at the bottom.5. Store the suspended plasmid at -20°C. The DNA is stable for at least one year from date of shipping when stored at -20°C.
RefSeq:	NM_003760.2 , NP_003751.2
RefSeq Size:	5880 bp
RefSeq ORF:	4758 bp
Locus ID:	8672
UniProt ID:	O43432
Cytogenetics:	1p36.12
Domains:	eIF5C, MIF4G, MA3
Protein Families:	Transcription Factors
Protein Pathways:	Viral myocarditis
MW:	176.5 kDa
Gene Summary:	The protein encoded by this gene is thought to be part of the eIF4F protein complex, which is involved in mRNA cap recognition and transport of mRNAs to the ribosome. Interestingly, a microRNA (miR-520c-3p) has been found that negatively regulates synthesis of the encoded protein, and this leads to a global decrease in protein translation and cell proliferation. Therefore, this protein is a key component of the anti-tumor activity of miR-520c-3p. [provided by RefSeq, May 2016]

Product images:



Circular map for RC212591



Western blot validation of overexpression lysate (Cat# [LY418453]) using anti-DDK antibody (Cat# [TA50011-100]). Left: Cell lysates from untransfected HEK293T cells; Right: Cell lysates from HEK293T cells transfected with RC212591 using transfection reagent MegaTran 2.0 (Cat# [TT210002]).