

Product datasheet for RC211804

Dicer (DICER1) (NM_030621) Human Tagged ORF Clone

Product data:

Product Type:	Expression Plasmids
Product Name:	Dicer (DICER1) (NM_030621) Human Tagged ORF Clone
Tag:	Myc-DDK
Symbol:	Dicer
Synonyms:	DCR1; Dicer; Dicer1e; GLOW; HERNA; K12H4.8-LIKE; MNG1; RMSE2
Mammalian Cell Selection:	Neomycin
Vector:	pCMV6-Entry (PS100001)
E. coli Selection:	Kanamycin (25 ug/mL)
ORF Nucleotide Sequence:	>RC211804 representing NM_030621 Red=Cloning site Blue=ORF Green=Tags(s)

TTTTGTAATACGACTCACTATAGGGCGGCCGGAATTCGTCGACTGGATCCGGTACCGAGGAGATCTGCC
GCC**CGATCGCC**

ATGAAAAGCCCTGCTTTGCAACCCCTCAGCATGGCAGGCCTGCAGCTCATGACCCTGCTTCCTCACCAA
TGGGTCTTTCTTTGGACTGCCATGGCAACAAGAAGCAATTCATGATAACATTTATACGCCAAGAAAATA
TCAGGTTGAAGTCTTGAAGCAGCTCTGGATCATAATACCATCGTCTGTTAAACTGGCTCAGGGAAG
ACATTTATTGCAGTACTACTCACTAAAGAGCTGCCTATCAGATCAGGGGAGACTTCAGCAGAAATGGAA
AAAGGACGGTGTCTTGGTCAACTCTGCAAACAGGTTGCTCAACAAGTGTGAGCTGTCAGAACTCATT
AGATCTCAAGGTTGGGAATACTCAAACCTAGAAGTAAATGCATCTTGGACAAAAGAGAGATGGAACCAA
GAGTTTACTAAGCACCAGGTTCTCATTATGACTTGCTATGTCGCCTTGAATGTTTTGAAAAATGGTACT
TATCACTGTCAGACATTAACCTTTTGGTGTGATGAGTGTGATCTTGAATCCTAGACCACCCCTATCG
AGAAATTATGAAGCTCTGTGAAAATTGCCATCATGTCCTCGCATTTTGGGACTAACTGCTTCCATTTTA
AATGGGAAATGTGATCCAGAGGAATTGGAAGAAAAGATTAGAAACTAGAGAAAATTTCTTAAGAGTAATG
CTGAAACTGCAACTGACCTGGTGGTCTTAGACAGGTATACTTCTCAGCCATGTGAGATTGTGGTGGATTG
TGGACATTTACTGACAGAAGTGGGCTTTATGAAAGACTGCTGATGGAATTAGAAGAAGCACTTAATTTT
ATCAATGATTGTAATATATCTGTACATTCAAAAGAAAGAGATTCTACTTTAATTTGAAACAGATACTAT
CAGACTGTCGTGCCGTATTGGTAGTCTGGGACCCTGGTGTGCAGATAAAGTAGCTGGAATGATGGTAAG
AGAAGTACAGAAAATACATCAAACATGAGCAAGAGGAGCTGCACAGGAAATTTTTATTGTTTACAGACACT
TTCTTAAGGAAAATACATGCACTATGTGAAGAGCACTTCTCACCTGCCTCACTTGACCTGAAATTTGTAA
CTCCTAAAGTAATCAAAGTCTCGAAATCTTACGCAAAATATAAACCATATGAGCGACAGCAGTTTGAAG
CGTTGAGTGGTATAATAATAGAAATCAGGATAATTATGTGTCATGGAGTGATTCTGAGGATGATGATGAG
GATGAAGAAAATGAAGAAAAGAGAAGCCAGAGACAAAATTTCTCTCTTTTACCAACATTTTGTGCG
GAATTTTTTGTGAAAGAAGATACACAGCAGTTGTCTTAAACAGATTGATAAAGGAAGCTGGCAAACA
AGATCCAGAGCTGGCTTATATCAGTAGCAATTTTATAACTGGACATGGCATTGGGAAGAATCAGCCTCGC



[View online »](#)

AACAAACAGATGGAAGCAGAATTCAGAAAAACAGGAAGAGGTACTTAGGAAATTCGAGCACATGAGACCA
 ACCTGCTTATTGCAACAAGTATTGTAGAAGAGGGTGTGATATACCAAAATGCAACTTGGTGGTTCGTTT
 TGATTTGCCACAGAATATCGATCCTATGTTCAATCTAAAGGAAGAGCAAGGGCACCCATCTCTAATTAT
 ATAATGTTAGCGGATACAGACAAAATAAAAGTTTTGAAGAAGACCTTAAACCTACAAAGCTATTGAAA
 AGATCTTGAGAAACAAGTGTCCAAGTCGGTGTACTGGTGAGACTGACATTGATCCTGTCATGGATGA
 TGATGACGTTTTCCACCATATGTTGAGGCCGACGATGGTGGTCCACGAGTCACAATCAACACGGCC
 ATTGGACACATCAATAGATACTGTGCTAGATTACCAAGTATCCGTTTACTCATCTAGCTCCTAAATGCA
 GAACCCGAGAGTTGCCTGATGGTACATTTTATTCAACTTTTATCTGCCAATTAACCTCACCTCTTCGAGC
 CTCCATTGTTGGTCCACCAATGAGCTGTGTACGATTGGCTGAAAGAGTTGTAGCTCTCATTGCTGTGAG
 AAAGTGCACAAAATTGGCGAACTGGATGACCATTGATGCCAGTTGGGAAAGAGACTGTTAAATATGAAG
 AGGAGCTTGATTTGCATGATGAAGAAGAGACCAGTGTCCAGGAAGACCAGGTTCCACGAAACGAAGGCA
 GTGCTACCCAAAAGCAATCCAGAGTGTGGAGGATAGTTATCCAGACCTGATCAGCCCTGTTACCTG
 TATGTGATAGGAATGGTTTTAACTACACCTTTACCTGATGAACTCAACTTTAGAAGGCGGAAGCTCTATC
 CTCCTGAAGATACCACAAGATGCTTTGGAATACTGACGGCCAAACCCATACCTCAGATCCACACTTTCC
 TGTGTACACACGCTCTGGAGAGGTTACCATATCCATTGAGTTGAAGAAGTCTGGTTTCATGTTGTCTCTA
 CAAATGCTTGAGTTGATTACAAGACTTCACCAGTATATATTCTCACATATTCTTCGGCTTGAAAAACCTG
 CACTAGAATTTAAACCTACAGACGCTGATTACGATACTGTGTTCTACCTCTTAATGTTGTAATGACTC
 CAGCACTTTGGATATTGACTTTAAATTCATGGAAGATATTGAGAAGTCTGAAGCTCGCATAGGCATTCCC
 AGTACAAAGTATACAAAAGAAACACCCTTTGTTTTAAATTAGAAGATTACCAAGATGCCGTTATCATT
 CAAGATATCGCAATTTTATGATCAGCCTCATCGATTTTATGTAGCTGATGTGACACTGATCTTACCCACT
 CAGTAAATTTCTTCCCCTGAGTATGAACTTTTGAGAATATTATAAAACAAAGTACAACCTTGACCTA
 ACCAATCTCAACCAGCCACTGCTGGATGTGGACCACACATCTTCAAGACTTAATCTTTTGACACCTCGAC
 ATTTGAATCAGAAGGGGAAAGCGCTTCTTTAAGCAGTGTGAGAAGAGGAAAGCCAAATGGGAAAGCT
 GCAGAATAAACAGATACTGGTTCAGAACTCTGTGCTATACATCCAATTCAGCATCACTGTGGAGAAAA
 GCTGTTTGTCTCCCCAGCATACTTTATCGCCTTACTGCCTTTTACTGCAGAGGAGCTAAGAGCCAGA
 CTGCCAGCGATGCTGGCGTGGGAGTCAGATCACTTCTGCGGATTTTAGATACCCTAACTTAGACTTCGG
 GTGAAAAAATCTATTGACAGCAATCTTTCATCTCAATTTCTAACTCCTCTTCAGCTGAAAATGATAAT
 TACTGTAAAGCACAGCACAATTGTCCTGAAAATGCTGCACATCAAGGTGCTAATAGAACCTCCTCTAG
 AAAATCATGACCAATGTCTGTGAAGTGCAGAACGTTGCTCAGCGAGTCCCCTGGTAAGCTCCACGTTGA
 AGTTTCAGCAGATCTTACAGCAATTAATGGTCTTTCTTACAATCAAAATCTCGCCATGGCAGTTATGAT
 TTAGCTAACAGAGACTTTTGCCAAGGAAATCAGCTAAATTAACAAGCAGGAAATACCCGTGCAACCAA
 CTACCTCATATTCATTACAGATTTATACAGTTACGAGAACCAGCCCAGCCAGCGATGAATGACTCT
 CCTGAGTAATAAAATACCTTGATGGAATGCTAACAAATCTACCTCAGATGGAAGTCTGTGATGGCCGTA
 ATGCTGTTACGACAGACACTATTCAAGTGTCAAGGGCAGGATGGATTCTGAGCAGAGCCCTTCTATTG
 GGTACTCCTCAAGGACTCTTGGCCCAATCCTGGACTTATTCTTCAGGCTTTGACTCTGTCAAACGCTAG
 TGATGGATTTAACCTGGAGCGGCTTGAATGCTTGGCGACTCCTTTTTAAAGCATGCCATCACCACATAT
 CTATTTTGCACTTACCCTGATGCGCATGAGGGCCGCTTTCATATATGAGAAGCAAAAAGGTCAGCAACT
 GTAATCTGTATCGCCTTGAAAAAAGAGGGACTACCCAGCCGCATGGTGGTGTCAATATTTGATCCCCC
 TGTGAATTTGGCTTCTCCTGGTTATGTAGTAAATCAAGACAAAAGCAACACAGATAAATGGGAAAAAGAT
 GAAATGACAAAAGACTGCATGCTGGCGAATGGCAAATGGATGAGGATTACGAGGAGGAGGATGAGGAGG
 AGGAGAGCCTGATGTGGAGGGCTCCGAAGGAAGAGGCTGACTATGAAGATGATTTCTGGAGTATGATCA
 GGAACATATCAGATTTATAGATAATATGTTAATGGGGTCAAGGACTTTTGTAAAGAAAATCTCTCTTTCT
 CCTTTTTCAACCACTGATTCTGCATATGAATGGAAAATGCCAAAAAATCCTCCTTAGGTAGTATGCCAT
 TTTTCATCAGATTTTGGAGTTTTGACTACAGCTTTGGGATGCAATGTGCTATCTGGATCTAGCAAAGC
 TGTTGAAGAAGATGACTTTGTGGTGGGTTCTGGAATCCATCAGAAGAAAAGTGGTGTGACACGGGA
 AAGCAGTCCATTTCTTACGACTGCACACTGAGCAGTGTATTGCTGACAAAAGCATAGCGGACTGTGTGG
 AAGCCCTGCTGGGCTGCTATTTAACAGCTGTGGGGAGAGGGCTGCTCAGCTTTTCTCTGTTCACTGGG
 GCTGAAGGTGCTCCCGTAATTAAGGACTGATCGGGAAAAGGCCCTGTGCCCTACTCGGAGAAATTC
 AACAGCCAAACAAAAGAACCTTTCAGTGAGCTGTGCTGCTTCTGTGGCCAGTTACGCTCTTCTGTAT
 TGAAAAGACTCGGAATATGGTTGTTTGAAGATCCACCAAGATGTATGTTTGTATCCAGATGCAGATAA
 AACACTGAATCACCTTATATCGGGGTTTAAAAATTTTAAAAAGAAAATCAACTACAGATTCAGAATAAG
 GCTTACCTTCTCCAGGCTTTTACACATGCCTCCTACCCTACAATACTATCACTGATTGTTACCAGCGCT

TAGAATTCCTGGGAGATGCGATTTTGGACTACCTCATAACCAAGCACCTTTATGAAGACCCGCGGCAGCA
 CTCGCCGGGGTCTGACAGACCTGCGGTCTGCCCTGGTCAACAACACCATCTTTGCATCGCTGGCTGTA
 AAGTACGACTACCACAAGTACTTCAAAGCTGTCTCTCTGAGCTCTTCCATGTCATTGATGACTTTGTGC
 AGTTTCAGCTTGAGAAGAATGAAATGCAAGGAATGGATTCTGAGCTTAGGAGATCTGAGGAGGATGAAGA
 GAAAGAAGAGGATATTGAAGTCCAAAGCCATGGGGATATTTTGGAGTCGCTTGGTGGCATTAC
 ATGGATAGTGGGATGCTACTGGAGACAGTCTGGCAGGTGTACTATCCCATGATCGCGGCCACTAATAGAAA
 AGTTTTCTGCAAATGTACCCCGTTCCCGTGTGCGAGAATTGCTTGAATGGAACCAGAACTGCCAAAT
 TAGCCCGGCTGAGAGAATTACGACGGGAAGGTACAGTCACTGTGGAAGTAGTAGGAAAGGGAAATTT
 AAAGGTGTTGGTGAAGTTACAGGATTGCCAAATCTGCAGCAGCAAGAAGAGCCCTCCGAAGCCTCAAAG
 CTAATCAACCTCAGGTTCCCAATAGC

ACGCGTACGCGGCCGCTCGAGCAGAACTCATCTCAGAAGAGGATCTGGCAGCAAATGATATCCTGGATT
 ACAAGGATGACGACGATAAGGTTTAA

Protein Sequence:

>RC211804 representing NM_030621
 Red=Cloning site Green=Tags(s)

MKSPALQPLSMAGLQMLTPASSPMGPFGLPWQQEAIHDNIYTPRKYQVELLEAALDHNTIVCLNTGSGK
 TFIIVLLTKELSYQIRGDFSRNGKRTVFLVNSANQVAQQVSAVRTHSDLKVGSEYNSLEVNASWTKERWQ
 EFTKHQVLIIMTCYVALNVLKNGYLSLSDINLLVFDECHLAILDHPYREIMKLCENCPSCPRI LGLTASIL
 NGKCDPEELEEKIQKLEILKSNAAETATDLVLDRYTSQPCIEVVDCGPF TDRSGLYERLLMELEEALNF
 INDCNISVHSKERDSTLISKQILSDCRAVLVVLGPWCADKVAGMMVRELQKYIKHEQEELHRKFLFLTDT
 FLRKIHALCEEHFSPASLDLKFVTPKVIKLLEILRKYKPYERQQFESVEWYNNRNQDNYVSWSDSEDDDE
 DEEIEEKEKPETNFPSPFTNILCGIIFVERRYTA VVLNRLIKEAGKQDPELAYISSNFITGHGIGKNQPR
 NKQMEAEFRKQEEVLRKFRAHETNLLIATSIIVEEGVDIPKCNLVVRFDLPTERYSYVQSKGRARAPISNY
 IMLADTDKIKSFEEDLKYAIEKILRNKCSKSVDTGETDIDPVMDDDDVFPPYVLRPDDGGPRVINTA
 IGHINRYCARLPDPFTHLAPKCRTRREL PDGTFYSTLYLPINSPLRASIVGPPMSCVRLAERVVALICCE
 KLHKIGELDDHLMVPGKETVKYEEELDLHDEEETSVPGRPGSTKRRQCYPKAIPECLRDSYPRPDQCYL
 YVIGMVL TPLPDELNFRRRKL YPPEDTTRCFGILTAKPIPIPHFPVYTRSGEVTISIELKKS GFMLS
 QMLELITRHLHQYIFSHILRLEKPALEFKPTDADSAYCVLPLNVVNDSSSTLDIDFKFMEDIEKSEARIGIP
 STKYTKETPFVFKLEDYQDAVIIPRYRNFDPHRFYVADVYTDLTPLSKFSPSEYETFAEYKTKYNLDL
 TNLNQPLLDVDHTSSRLNLLTPRHLNQGKALPLSSAEKRKAKWESLQNKQILVPELCAIHPIPASLWRK
 AVCLPSILYRLHCLLTAEELRAQTASDAGVGRSLPADFRYPNLDFGWKKSIDSKSFISISNSSSAENDN
 YCKHSTIVPENAAHQGANRTSLENHDQMSVNCRTLLSESPGKLHVEVSADLTAINGLSYNQNLANGSYD
 LANRDFCQGNQLNYYKQEI PVQPTTSYSIQNLYSYENQPQPSDECTLLSNKYLDGNANKSTSDGSPVMAV
 MPGTTDTIQVLKGRMDSEQSPSIGYSSRTLGNPGLILQALTL SNASDGFNLERLEMLGDSFLKHAITTY
 LFCYTPDAHEGRLSYMRSKKSVCNLYRLGKKKGLPSRMVVSIFDPPVNWLP PGYVVNQDKSNTDKWEKD
 EMTKDCMLANGKLDDEYEEDEEEESLMWRAPKEEADYEDDFLE YDQEHIRFIDNMLMGSGAFVKKISLS
 PFSTTDSAYEWKMPKSSLSGMPFSSDFDFDYSSWDAMCYLDP SKAVEEDDFVVGFWNPSEENCGVDTG
 KQSISYDLHTEQCIADKSIADCVEALLGCYL TSCGERAAQLFLCSLGLKVL PVIKRTDREKALCPTRENF
 NSQQKNLSVSCAAASVASSRSSVLKDSEYGCLKIPPRCMFDHPDADKTLNHLISGFENFEKKINRYFKNK
 AYLLQAFTHASYHYNTITDCYQRLEFLGDAILDYLI TKHLYEDPRQHSPGVL TDLRSALVNNTIFASLAV
 KYDYHKYFKAVSPEL FHVIDDFVQFQLEKNEMQGMSELRRSEEDDEEKEEDIEVPKAMGDI FESLAGAIY
 MDSGMSLETVWQVYYPMMRPLIEKFSANVPRSPVRELLMEPETAKFSPAERTYDGKVRVTVEVVGKGF
 KGVGRSYRIAKSAAARRALRSLKANQPQVPNS

TRTRPLEQKLI SEEDLAANDILDYKDDDDKV

Restriction Sites:

Sgfl-MluI

Cloning Scheme:



ACCN: NM_030621

ORF Size: 5766 bp

OTI Disclaimer: Due to the inherent nature of this plasmid, standard methods to replicate additional amounts of DNA in E. coli are highly likely to result in mutations and/or rearrangements. Therefore, OriGene does not guarantee the capability to replicate this plasmid DNA. Additional amounts of DNA can be purchased from OriGene with batch-specific, full-sequence verification at a reduced cost. Please contact our customer care team at custsupport@origene.com or by calling 301.340.3188 option 3 for pricing and delivery.

The molecular sequence of this clone aligns with the gene accession number as a point of reference only. However, individual transcript sequences of the same gene can differ through naturally occurring variations (e.g. polymorphisms), each with its own valid existence. This clone is substantially in agreement with the reference, but a complete review of all prevailing variants is recommended prior to use. [More info](#)

OTI Annotation: This clone was engineered to express the complete ORF with an expression tag. Expression varies depending on the nature of the gene.

Components: The ORF clone is ion-exchange column purified and shipped in a 2D barcoded Matrix tube containing 10ug of transfection-ready, dried plasmid DNA (reconstitute with 100 ul of water).

Reconstitution Method:

1. Centrifuge at 5,000xg for 5min.
2. Carefully open the tube and add 100ul of sterile water to dissolve the DNA.
3. Close the tube and incubate for 10 minutes at room temperature.
4. Briefly vortex the tube and then do a quick spin (less than 5000xg) to concentrate the liquid at the bottom.
5. Store the suspended plasmid at -20°C. The DNA is stable for at least one year from date of shipping when stored at -20°C.

RefSeq: [NM_030621.4](#)

RefSeq Size: 10220 bp

RefSeq ORF: 5769 bp

Locus ID: 23405

UniProt ID: [Q9UPY3](#)

Cytogenetics: 14q32.13

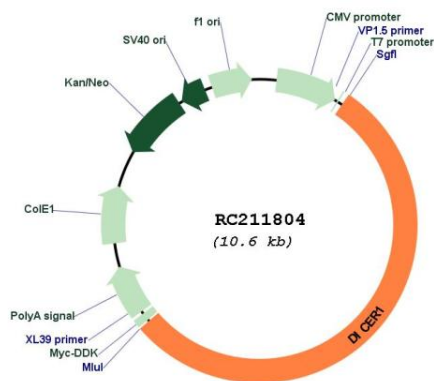
Domains: RIBOc, DSRM, DEAD, helicase_C, PAZ, DUF283

Protein Families: Druggable Genome


MW: 218.5 kDa

Gene Summary: This gene encodes a protein possessing an RNA helicase motif containing a DEXH box in its amino terminus and an RNA motif in the carboxy terminus. The encoded protein functions as a ribonuclease and is required by the RNA interference and small temporal RNA (stRNA) pathways to produce the active small RNA component that represses gene expression. Alternative splicing results in multiple transcript variants. [provided by RefSeq, Sep 2010]


Product images:



Circular map for RC211804



Western blot validation of overexpression lysate (Cat# [LY406165]) using anti-DDK antibody (Cat# [TA50011-100]). Left: Cell lysates from untransfected HEK293T cells; Right: Cell lysates from HEK293T cells transfected with [RC219214] using transfection reagent MegaTran 2.0 (Cat# [TT210002]).



Coomassie blue staining of purified DICER1 protein (Cat# [TP311804]). The protein was produced from HEK293T cells transfected with DICER1 cDNA clone (Cat# RC211804) using MegaTran 2.0 (Cat# [TT210002]).