

## Product datasheet for RC211798

### BAI3 (ADGRB3) (NM\_001704) Human Tagged ORF Clone

#### Product data:

Product Type:	Expression Plasmids
Product Name:	BAI3 (ADGRB3) (NM_001704) Human Tagged ORF Clone
Tag:	Myc-DDK
Symbol:	BAI3
Synonyms:	BAI3
Mammalian Cell Selection:	Neomycin
Vector:	pCMV6-Entry (PS100001)
E. coli Selection:	Kanamycin (25 ug/mL)
ORF Nucleotide Sequence:	>RC211798 representing NM_001704 Red=Cloning site Blue=ORF Green=Tags(s)

TTTTGTAATACGACTCACTATAGGGCGCCGGGAATTCGTCGACTGGATCCGGTACCGAGGAGATCTGCC  
GCC**CGATCGCC**

ATGAAGGCTGTTTCGTAACCTGCTGATTTATATATTTTCCACCTATCTCCTGGTTATGTTGGATTTAATG  
CTGCCAAGACTTCTGGTGTCAACTTTGGTGAAGGGAGTCATTTATGGATCGTATTCTGTAAGTAAAT  
GTTTCCTAAAACTTTACAACTGCACTGGACGCTGGAAAATCCAGATCCAACCAATATAGCATTAC  
CTGAAATTTTCCAAAAGGACCTTAGCTGCTCTAACTTTTCACTCCTGGCTTATCAGTTTGATCATTTTT  
CCCATGAAAAATAAAGGATCTTTAAGAAAGAATCATTCTATAATGCAACTCTGCAATTCGAAGATGC  
TTTCGTTTTTCTACAGTATGATAAAAAATTTTATTCAAATACGTCGAGATTTCCAACAAATTTCCAGGA  
TTACAGAAAAAGGGGAAGAAGATCAGAAATCTTTTTTGGATTTTGGTATTGAACAAGGTCAGCCAA  
GCCAGTTTGGTTGCCATGTATTATGACTTGGTTGGAGAGCTGCTTAAAAACAGAAAATGGGAGAACAGA  
ATCATGTGGGATCATGTATACAAAATGCACCTGCCCTCAGCATTGGGAGAGTGGGGATCGACGACCAG  
TCGCTGATTTTGTAAATAACGTGGTGTACCCCTGAATGAGCAGACAGAGGGCTGCCTGACCCAGGAGC  
TGCAAACCACCAAGTCTGCAATCTTACCAGGGAGGCCAAGCGACCACCCAAAGAAGAATTTGGAATGAT  
GGGAGATCATACAATTTAAAGTCAGCGACCTCGATCTGTTTCATGAAAAAGGGTCCCTCAGGAACAAGCT  
GATGCTGCTAAATTTATGGCACAACCTGGTGAATCTGGTGTGGAAGAGTGGTCCAGTGGAGCACATGTT  
CGGTTACTTGTGGTCAAGGGTCGACGGTCCGAAACAGAACTTGTGTATCACCTTACGGGACACACTGCAG  
CGGCCATTAAAGAGAATCAAGGGTTTGAATAACACTGCCCTCTGTCCAGTACACGGAGTATGGGAGGAA  
TGGTCACCATGGAGTTTATGTTCAATTTACATGTGGTTCGAGGCCAAAGAACAAGAACAAGGTATGCACAC  
CTCCTCAGTATGGAGGAAGGCCGTGTAAGGACCTGAAACACATCATAAGCCTTGTAAATATTGCTCTTTG  
CCCAGTTGATGGACAGTGGCAAGAGTGGAGTTCGTGGAGCCAGTCTCAGTAACGTGCTCGAATGGGACT  
CAGCAGAGAAGCCGCAGTGCACCTGCAGCTGCCATGGAGGCTCCGAATGCAGAGGGCCATGGGCAGAAA  
GCAGAGAGTGTATAACCCTGAATGTACAGCCAATGGTCAATGGAATCAGTGGGGTATTGGAGTGGTTG  
TTCCAAGTCTGTGATGGCGGCTGGGAAAGGCGAATAAGGACCTGTCAGGGTGCAGTGATAACAGGGCAG



[View online »](#)

CAATGTGAAGGAACGGGCGAAGAAGTGAGAAGATGCAGTGAGCAGCGATGCCCTGCACCTTATGAAATAT  
GCCCTGAGGATTATCTGATGTGCGATGGTGTGAAAAAGAACTCCAGCAGGCGACTTGGCATTCAATCAATG  
TCCCCTGAATGCCACAGGCACCACTAGCAGACGCTGCTCTCTCAGTCTTCATGGAGTGGCCTTCTGGGAA  
CAGCCGAGCTTTGCAAGATGCATATCAAATGAGTACAGACACTTGCAGCATTCAATTAAGAGCACCTTG  
CTAAGGGGCAGCGAATGCTGGCAGGTGATGGAATGTCCCAGGTGACCAAGACACTGTTGGATTTAACTCA  
GAGAAAAAATTTCTATGCAGGCGATCTTCTGATGTCTGTGGAGATCCTGAGAAAATGTGACAGACACATTT  
AAAAGGGCAAGTTACATCCCTGATCTGATGGTGTCCAGAATCTTTTCAAATAGTTAGCAACCTTAG  
ATGAAGAAAAACAAGGAAAAATGGGAAGATGCACAACAGATTTATCCAGGGTCAATAGAGTTAATGCAGGT  
GATTGAAGATTTTATACACATTGTTGGAATGGGGATGATGGACTTTCAGAATTCATACTTAACTGACTGGA  
AATGTAGTGGCTAGTATTCAGAAGCTTCTGCAGCCTCTGTTCTAACAGACATCAACTTTCCAATGAAAG  
GACGGAAGGGAATGGTTGACTGGGCAAGAACTCAGAAGATAGGGTAGTAATTCAAAAAGCATTTCAC  
TCCGGTGCATCAAAAAGAAATAGATGAATCATCTGTATTTGTTCTTGGCGCAGTCTATACAAAACTTA  
GATCTAATTTGGCCACTTTGAGAAATTAAGTGTCTAATTCAAAAATCATCGTGGTCAATAAGGC  
CTGAACCCAAAAACAACCGATTGTTTCTGGAGATAGAAGTACTGCTAATTTGGCTAATGGTACTTTGAATCC  
CTATTGTGATTGTTGGGATGACTCCAAAACGAACGAGTCTTTGGGAACGTGGTCCACCCAGGGATGTA  
ACTGTGCTTACCGATGCATCCCATACGAAATGCTTATGTGATCGTCTCTACCTTCGCCATTTTGGCTC  
AGCAACCTAGAGAAATAATCATGGAATCCTCTGGCACACCTTCAGTTACCTAATAGTAGGCAGTGGTCT  
TTCTTGCTTGGCCTTGATTACCTTAGCAGTTGTCTATGCAGCATTATGGAGGTACATACGCTCTGAGAGA  
TCCATAATACTAATTAACCTCTGCTGTCTATCATCTCAATATCCTCATACTGGTTGGACAGACTC  
AGACACATAATAAGAGTATCTGCACAACCACCACTGCATTTTGCACCTTTTCTTCTGGCTTCACTCTG  
TTGGGTTTTGACTGAGGCGTGGCAATCATATATGGCTGTAAGTGGAAAAATAGGACACGGCTTATAAGA  
AAACGCTTTTGTGCCTTGGATGGGTTTACCAGCATTAGTAGTGCCACATCAGTAGGCTTACCAGAA  
CAAAAGGATATGGCACTGACTACTGGCTCTCTCTTGAAGGAGGACTACTCTATGCTTTTGGGG  
ACCTGCAGCCGCTGTTGCTGCTGCAACATGGTATTGGCATTTTGGTATTTAATAAACTGTTTCCAGA  
GATGGAATCCTAGATAAAAAGCTCAAACACAGAGCCGGTCAGATGAGTGAGCCTCATAGCGGTTTACGC  
TCAAATGTCCAAGTGTGGAGTAGTTTCAAACAACAGCTTTGTGAGCCACCACCGCCAGTAACGCCATGGC  
GTCTCTTTGGAGCTCCTGTGTGGTGTGGCCCTTCTGGCTTTGACGTGGATGTCTGCGGTTCTGGCCATG  
ACAGATAAACGCTCCATATTGTTTCAAATACTTTTGTGTGTTGATTGATTGCAAGGCTTTGTTATAG  
TCATGGTCCACTGCATTCTCGGAGAGAGGTTCCAGGATGCATTTAGATGCCGATTGAGAACTGTCAGGA  
TCCCATCAATGCAGATTCTCGAGTTCGTTTCTAATGGGCATGCTCAAATCATGACAGACTTTGAAAAG  
GATGTAGACATTGCTGTGATCAGTTCTTCAAAAGGATATTGGTCTTGGCAGCAGCCACAATAACAG  
GAACACTTTCTAGGATTTCTCTAAATGATGATGAAGAAGAAAAGGGAACAACCCCTGAAGGGCTAAGCTA  
TTCAACATTGCTGGAATGTCATTTCCAAAGTCAATCCAGCAACCCACAGGTTTGCACATGCCCATG  
AGTATGAATGAGCTTAGCAATCCATGTTTGAAGAAAAGAAAATAGTGAATTGCGGAGAAGTGTGACTTAT  
GTACGGATGATAATTTGAGAGGGGCTGACATGGACATAGTCCATCCTCAAGAAAGAAATGATGGAAGTGA  
CTATATTGTGATGCCAGAGTTCTGTAATAACACAGCTTCAATGAAAGAAGAAAGCAAAATGAATATT  
GGCATGGAACCTTGGCCATGAAAGGCTATTGCACTACAAAGTAAACCCCTGAATTCATATGAATCCCC  
CTTTGAACCTCGCACAGCTGTGAAGAATTTTATGGCCTCTGAGTTGGATGATAATGCAGGACTATCAAGA  
AGTGAAACTGGATCAACGATATCAATGAGTTCTTTAGAGAGAAGAAAATCACGATATTCAGACCTTGACT  
TTGAGAAGGTGATGCATACAAGGAAGAGGCATATGGAATTTTCAAGAACTAAATCAGAAATTTCAAAC  
TTTGGACAGATTTGGGATATACCAATAACAAGCAGTATGGAAAACCCCGCACCAAAACAAGAAATCCATGG  
GACACTTTCAAAAACCCAGTGAATACCCGATTACACCACAATCAATGTCTTAGACACAGAGGCAAAAGG  
ATGCTTTGGAAGTGAAGCCAGCAGAGTGGGAGAAGTGTCTGAATTTGCCTCTGGATGTGCAAGAGGGTGA  
CTTTCAAACAGAAGTT

ACGCGTACGCGGCCGCTCGAGCAGAACTCATCTCAGAAGAGGATCTGGCAGCAATGATATCCTGGATT  
ACAAGGATGACGACGATAAGGTTTAA

**Protein Sequence:** >RC211798 representing NM\_001704  
Red=Cloning site Green=Tags(s)

```

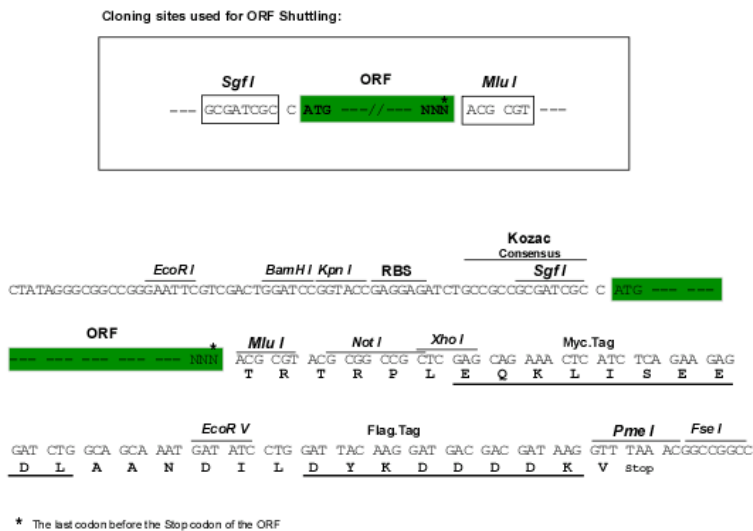
MKAVRNLLIYIFSTYLLVMFGFNAAQDFWCSTLVKGVYIGSYSVSEMFPKNFTNCTWTLENPDPTKYSIY
LKFSKKDLSCSNFSLLAYQFDHFSHEKIKDLLRKNHSIMQLCNSKNAFVFLQYDKNFIQIRRVFPTNFPG
LQKKGEEQKSFEEFLVLNKVSPSQFGCHVLCWLESLKSENGRTESCGIMYTKCTCPQHLGEWGIDDQ
SLILLNNVVLPLNEQTEGCLTQELQTTQVCNLTREKRPPKEEFGMMGDHTIKSQRPRSVHEKRVPEQA
DAAKFMAQTGESGVEEWSQWSTCSVTGCGSQVRTRTCVSPYGTCHCSGPLRESRVCNNTALCPVHGVWEE
WSPWLSCSFTCGRQRTTRTSCTPPQYGGRPCEGPETHHKPCNIALCPVDGQWQEWSSWSQCSVTSNGT
QQRSRQCTAAAHGGSECRGPWAESRECYNPECTANGQWNQWGHWSGCSKSCDGGWERRIRTQCGAVITGQ
QCEGTGEEVRRCEQRCAPYEICPEDYLSMVWKRTPAGDLAFNQPLNATGTTSTRCSLSLHGVAWE
QPSFARCISNEYRHLQHSIKEHLAKGQRLAGDGMSQVTKLLDLTQRKNFYAGDLLMSVEILRNVTDTF
KRASYIPASDGVQNFQIVSNLLDEENKEKWEDAQQIYPGSIELMQVIEDFIHIVGMGMMDFQNSYLMTG
NVVASIQKLPAAVSLTDINFPMKGRKGMVDWARNSEDRVVIPKSIFTPVSSKELDESSVFLGAVLYKNL
DLILPTLRNYTVINSKIIVVTIRPEKTTDSFLEIELAHLANGTLNPHYCVLWDDSKTNEISLGTWSTQGCK
TVLTDASHTKCLCDRLSTFAILAQQPREIMESSGTSPVTLIVGSGLSCLALITLAVVYAALWRYIRSER
SIILINFCLSISSNILILVGQTQTHNKSICTTTTAFLHFFFLASFVWLTAWQSYMVATGKIRTRLIR
KRFLCLGWGLPALVVATSVGFTRTKGYGTDHYCWLSLEGLLYAFVGPAAAVLNMVIGILVFNKLVSR
DGILDKKLKHRAQMSEPHSGLTLKCAKCGVVSTALSATTASNAMASLWSSCVLPLLALTWMSAVLAM
TDKRSILFQILFAVFDLQGFVIMVHCILRREVQDAFRCLRNCQDPINADSSSFNGHAQIMTDFEK
DVDIACRSVLHKDIGPCRAATITGTLSRISLNDDEEEKGTNPEGLSYSTLPGNVIKVI IQOPTGLHMPM
SMNELSNPCLKKENSELRRTVYLCTDDNLRGADMDIVHPQERMESDYIVMPRSSVNNQPSMKKEESKMNI
GMETLPHERLLHYKVNPEFNMNPPVMDQFNMLEQHLAPQEHMQNLPFEPRTAVKNFMASELDDNAGLSR
SETGSTISMSSLERRKSRYSDLDFEKVMHTRKRHMELEQELNQKFQTLDRFRDIPNTSSMENPAPKNPW
DTFKNPSEYPHYTTINVLDTAKDALELRPAEWEKCLNPLDVQEGDFQTEV
    
```

TRTRPLEQKLISEEDLAANDILDYKDDDDKV

**Chromatograms:** [https://cdn.origene.com/chromatograms/mk6168\\_b09.zip](https://cdn.origene.com/chromatograms/mk6168_b09.zip)

**Restriction Sites:** SgfI-MluI

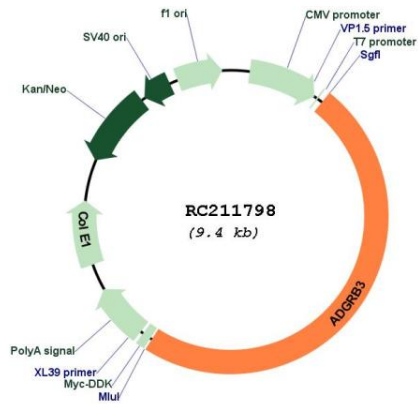
**Cloning Scheme:**




**ACCN:** NM\_001704

<b>ORF Size:</b>	4566 bp
<b>OTI Disclaimer:</b>	The molecular sequence of this clone aligns with the gene accession number as a point of reference only. However, individual transcript sequences of the same gene can differ through naturally occurring variations (e.g. polymorphisms), each with its own valid existence. This clone is substantially in agreement with the reference, but a complete review of all prevailing variants is recommended prior to use. <a href="#">More info</a>
<b>OTI Annotation:</b>	This clone was engineered to express the complete ORF with an expression tag. Expression varies depending on the nature of the gene.
<b>Components:</b>	The ORF clone is ion-exchange column purified and shipped in a 2D barcoded Matrix tube containing 10ug of transfection-ready, dried plasmid DNA (reconstitute with 100 ul of water).
<b>Reconstitution Method:</b>	<ol style="list-style-type: none"><li>1. Centrifuge at 5,000xg for 5min.</li><li>2. Carefully open the tube and add 100ul of sterile water to dissolve the DNA.</li><li>3. Close the tube and incubate for 10 minutes at room temperature.</li><li>4. Briefly vortex the tube and then do a quick spin (less than 5000xg) to concentrate the liquid at the bottom.</li><li>5. Store the suspended plasmid at -20°C. The DNA is stable for at least one year from date of shipping when stored at -20°C.</li></ol>
<b>RefSeq:</b>	<a href="#">NM_001704.1</a> , <a href="#">NP_001695.1</a>
<b>RefSeq Size:</b>	5218 bp
<b>RefSeq ORF:</b>	4569 bp
<b>Locus ID:</b>	577
<b>UniProt ID:</b>	<a href="#">O60242</a>
<b>Cytogenetics:</b>	6q12-q13
<b>Domains:</b>	GPS, 7tm_2, tsp_1, HormR
<b>Protein Families:</b>	Druggable Genome, GPCR, Transmembrane
<b>MW:</b>	171.3 kDa
<b>Gene Summary:</b>	This p53-target gene encodes a brain-specific angiogenesis inhibitor, a seven-span transmembrane protein, and is thought to be a member of the secretin receptor family. Brain-specific angiogenesis proteins BAI2 and BAI3 are similar to BAI1 in structure, have similar tissue specificities, and may also play a role in angiogenesis. [provided by RefSeq, Jul 2008]

Product images:



Circular map for RC211798



Western blot validation of overexpression lysate (Cat# [LY400638]) using anti-DDK antibody (Cat# [TA50011-100]). Left: Cell lysates from untransfected HEK293T cells; Right: Cell lysates from HEK293T cells transfected with RC211798 using transfection reagent MegaTran 2.0 (Cat# [TT210002]).