OriGene Technologies, Inc.
9620 Medical Center Drive, Ste 200
Rockville, MD 20850, US
Phone: +1-888-267-4436
https://www.origene.com
techsupport@origene.com
EU: info-de@origene.com
CN: techsupport@origene.cn

Product datasheet for RC211268

NACA (NM_005594) Human Tagged ORF Clone

Product data:

Product Type:	Expression Plasmids
Product Name:	NACA (NM_005594) Human Tagged ORF Clone
Tag:	Myc-DDK
Symbol:	NACA
Synonyms:	HSD48; NAC-alpha; NACA1; skNAC
Mammalian Cell Selection:	Neomycin
Vector:	pCMV6-Entry (PS100001)
E. coli Selection:	Kanamycin (25 ug/mL)

ORF Nucleotide Sequence:

>RC211268 ORF sequence
Red=Cloning site Blue=ORF Green=Tags(s)

TTTTGTAATACGACTCACTATAGGGCGGCCGGGAATTCGTCGACTGGATCCGGTACCGAGGAGATCTGCC
GCCGCGATCGCC

ATGCCCGGCGAAGCCACAGAAACCGTCCCTGCTACAGAGCAGGAGTTGCCGCAGCCCCAGGCTGAGACAG
GGTCTGGAACAGAATCTGACAGTGATGAATCAGTACCAGAGCTTGAAGAACAGGATTCCACCCAGGCAAC
CACACAACAAGCCCAGCTGGCGGCAGCAGCTGAAATCGATGAAGAACCAGTCAGTAAAGCAAAACAGAGT
CGGAGTGAAAAGAAGGCACGGAAGGCTATGTCCAAACTGGGTCTTCGGCAGGTTACAGGAGTTACTAGAG
TCACTATCCGGAAATCTAAGAATATCCTCTTTGTCATCACAAAACCAGATGTCTACAAGAGCCCTGCTTC
AGATACTTACATAGTTTTTGGGGAAGCCAAGATCGAAGATTTATCCCAGCAAGCACAACTAGCAGCTGCT
GAGAAATTCAAAGTTCAAGGTGAAGCTGTCTCAAACATTCAAGAAAACACACAGACTCCAACTGTACAAG
AGGAGAGTGAAGAGGAAGAGGTCGATGAAACAGGTGTAGAAGTTAAGGACATAGAATTGGTCATGTCACA
AGCAAATGTGTCGAGAGCAAAGGCAGTCCGAGCCCTGAAGAACAACAGTAATGATATTGTAAATGCGATT
ATGGAATTAACAATG

ACGCGTACGCGGCCGCTCGAGCAGAAACTCATCTCAGAAGAGGATCTGGCAGCAAATGATATCCTGGATT
ACAAGGATGACGACGATAAGGTTTAA

This product is to be used for laboratory only. Not for diagnostic or therapeutic use.
©2023 OriGene Technologies, Inc., 9620 Medical Center Drive, Ste 200, Rockville, MD 20850, US

View online »

Protein Sequence:

>RC211268 protein sequence
Red=Cloning site Green=Tags(s)

MPGEATETVPATEQELPQPQAETGSGTESDSDESVPELEEQDSTQATTQQAQLAAAAEIDEEPVSKAKQS
RSEKKARKAMSKLGLRQVTGVTRVTIRKSKNILFVITKPDVYKSPASDTYIVFGEAKIEDLSQQAQLAAA
EKFKVQGEAVSNIQENTQTPTVQEESEEEEVDETGVEVKDIELVMSQANVSRAKAVRALKNNSNDIVNAI
MELTM

TRTRPLEQKLISEEDLAANDILDYKDDDDKV

Chromatograms: https://cdn.origene.com/chromatograms/mk6369_b01.zip

Restriction Sites: SgfI-MluI

Cloning Scheme:

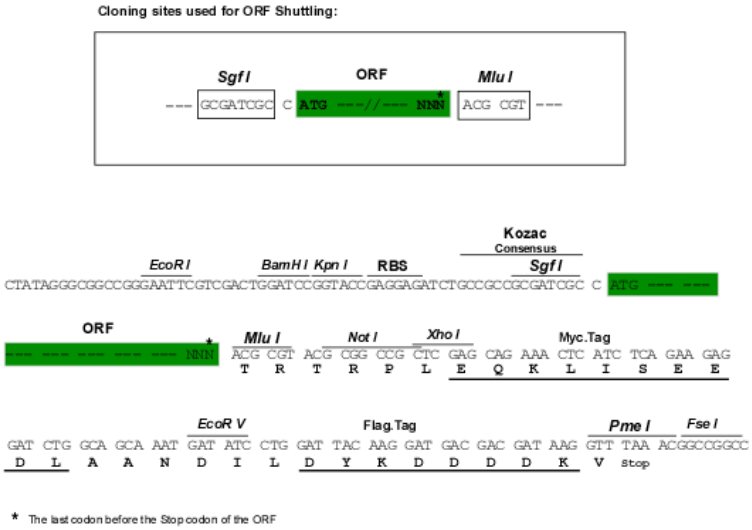

ACCN: NM_005594

ORF Size: 645 bp

OTI Disclaimer: The molecular sequence of this clone aligns with the gene accession number as a point of reference only. However, individual transcript sequences of the same gene can differ through naturally occurring variations (e.g. polymorphisms), each with its own valid existence. This clone is substantially in agreement with the reference, but a complete review of all prevailing variants is recommended prior to use. More info

OTI Annotation: This clone was engineered to express the complete ORF with an expression tag. Expression varies depending on the nature of the gene.

Components: The ORF clone is ion-exchange column purified and shipped in a 2D barcoded Matrix tube containing 10ug of transfection-ready, dried plasmid DNA (reconstitute with 100 ul of water).

This product is to be used for laboratory only. Not for diagnostic or therapeutic use.
©2023 OriGene Technologies, Inc., 9620 Medical Center Drive, Ste 200, Rockville, MD 20850, US

Reconstitution Method:	1. Centrifuge at 5,000xg for 5min. 2. Carefully open the tube and add 100ul of sterile water to dissolve the DNA. 3. Close the tube and incubate for 10 minutes at room temperature. 4. Briefly vortex the tube and then do a quick spin (less than 5000xg) to concentrate the liquid at the bottom. 5. Store the suspended plasmid at -20°C. The DNA is stable for at least one year from date of shipping when stored at -20°C.
RefSeq:	NM_005594.3
RefSeq Size:	1112 bp
RefSeq ORF:	648 bp
Locus ID:	4666
UniProt ID:	Q13765
Cytogenetics:	12q13.3
Domains:	NAC
Protein Families:	Druggable Genome, Transcription Factors
MW:	23.4 kDa
Gene Summary:	This gene encodes a protein that associates with basic transcription factor 3 (BTF3) to form the nascent polypeptide-associated complex (NAC). This complex binds to nascent proteins that lack a signal peptide motif as they emerge from the ribosome, blocking interaction with the signal recognition particle (SRP) and preventing mistranslocation to the endoplasmic reticulum. This protein is an IgE autoantigen in atopic dermatitis patients. Alternative splicing results in multiple transcript variants, but the full length nature of some of these variants, including those encoding very large proteins, has not been determined. There are multiple pseudogenes of this gene on different chromosomes. [provided by RefSeq, Feb 2016]

This product is to be used for laboratory only. Not for diagnostic or therapeutic use.
©2023 OriGene Technologies, Inc., 9620 Medical Center Drive, Ste 200, Rockville, MD 20850, US

Product images:

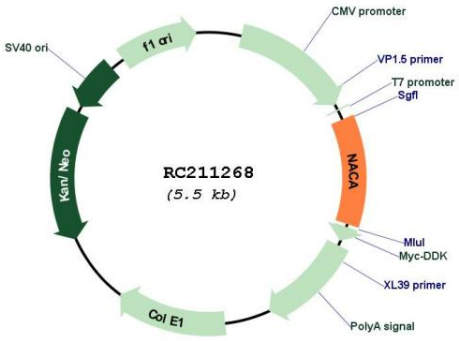

Circular map for RC211268

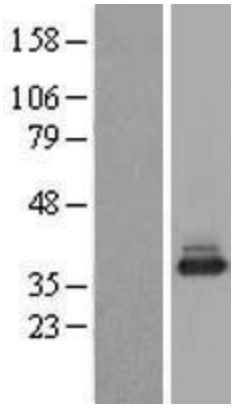

Western blot validation of overexpression lysate (Cat# [LY426388]) using anti-DDK antibody (Cat# [TA50011-100]). Left: Cell lysates from un-transfected HEK293T cells; Right: Cell lysates from HEK293T cells transfected with [RC225258] using transfection reagent MegaTran 2.0 (Cat# [TT210002]).

This product is to be used for laboratory only. Not for diagnostic or therapeutic use.
©2023 OriGene Technologies, Inc., 9620 Medical Center Drive, Ste 200, Rockville, MD 20850, US

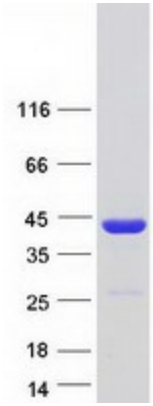

Coomassie blue staining of purified NACA protein (Cat# [TP311268]). The protein was produced from HEK293T cells transfected with NACA cDNA clone (Cat# RC211268) using MegaTran 2.0 (Cat# [TT210002]).

This product is to be used for laboratory only. Not for diagnostic or therapeutic use.
©2023 OriGene Technologies, Inc., 9620 Medical Center Drive, Ste 200, Rockville, MD 20850, US