

## Product datasheet for **RC210870**

### CD200R (CD200R1) (NM\_170780) Human Tagged ORF Clone

#### Product data:

Product Type:	Expression Plasmids
Product Name:	CD200R (CD200R1) (NM_170780) Human Tagged ORF Clone
Tag:	Myc-DDK
Symbol:	CD200R
Synonyms:	CD200R; HCRTR2; MOX2R; OX2R
Mammalian Cell Selection:	Neomycin
Vector:	pCMV6-Entry (PS100001)
E. coli Selection:	Kanamycin (25 ug/mL)
ORF Nucleotide Sequence:	>RC210870 ORF sequence Red=Cloning site Blue=ORF Green=Tags(s)

TTTTGTAATACGACTCACTATAGGGCGGCCGGAATTCGTCGACTGGATCCGGTACCGAGGAGATCTGCC  
GCC**CGGATCGCC**

ATGCTCTGCCCTTGGAGAACTGCTAACCTAGGGCTACTGTTGATTTTGACTATCTTCTTAGTGGCCGCTT  
CAAGCAGTTTATGTATGGATGAAAAACAGATTACACAGAATACTCGAAAGTACTCGCAGAAGTTAACAC  
TTCATGGCCTGTAAGATGGCTACAAATGCTGTGCTTTGTTGCCCTCTATCGCATTAAAGAAATTTGATC  
ATAATAACATGGGAAATAATCCTGAGAGGCCAGCCTTCTGCACAAAAGCCTACAAGAAAGAAACAATG  
AGACCAAGGAAACCAACTGTACTGATGAGAGAATAACCTGGGTCTCCAGACCTGATCAGAATTCGGACCT  
TCAGATTCGTACCGTGGCCATCACTCATGACGGGTATTACAGATGCATAATGGTAACACCTGATGGGAAT  
TTCCATCGTGGATATCACCTCCAAGTGTTAGTTACACCTGAAAGTGACCCTGTTTCAAACAGGAATAGAA  
CTGCAGTATGCAAGGCAGTTGCAGGGAAGCCAGCTGCGCATATCTCCTGGATCCCAGAGGGCGATTGTGC  
CACTAAGCAAGAATACTGGAGCAATGGCACAGTGACTGTTAAGAGTACATGCCACTGGGAGGTCCACAAT  
GTGTCTACCGTGACCTGCCACGTCTCCATTTGACTGGCAACAAGAGTCTGTACATAGAGCTACTTCCTG  
TTCCAGGTGCCAAAAATCAGCAAAATTATATTTCCATATATCATCCTTACTATTATTATTTTGACCAT  
CGTGGGATTCATTTGGTTGTTGAAAGTCAATGGCTGCAGAAAAATAAAATGAATAAAACAGAATCTACT  
CCAGTTGTTGAGGAGGATGAAATGCAGCCCTATGCCAGCTACACAGAGAAGAACAATCCTCTCTATGATA  
CTACAAACAAGGTGAAGGCATCTGAGGCATTACAAAGTGAAGTTGACACAGACCTCCATACTTTA

**ACGCGT**ACGCGGCCGCTCGAGCAGAAACTCATCTCAGAAGAGGATCTGGCAGCAATGATATCCTGGATT  
ACAAGGATGACGACGATAAGGTTTAA



[View online »](#)

**Protein Sequence:** >RC210870 protein sequence  
Red=Cloning site Green=Tags(s)

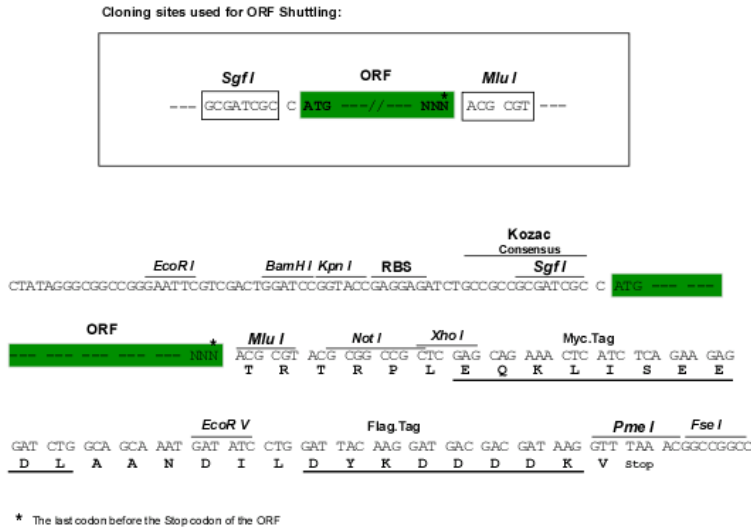
MLCPWRTANLGLLLILTIFLVAASSSLCMDEKQITQNYSKVLAEVNTSWPVKMATNAVLCCPPIALRNLI  
 IITWEIILRGQPSTKAYKNETNETKCTNCTDERITWVSRPDQNSDLQIRTVAITHDGYYRCIMVTPDGN  
 FHRGYHLQVLVTPVTLFQNRNRTAVCKAVAGKPAAHISWIPEGDCATKQEYWSNGTVTVKSTCHWEVHN  
 VSTVTCHVSHLTGNKSLYIELLPVPGAKKSAKLYIPYIILTIIILTIVGFIWLLKVNCGCRKYKLNKTEST  
 PVVEEDEMOPYASYTEKNNPLYDTTNKVKASEALQSEVDTDLHTL

TRTRPLEQKLISEEDLAANDILDYKDDDDKV

**Chromatograms:** [https://cdn.origene.com/chromatograms/mk6383\\_f03.zip](https://cdn.origene.com/chromatograms/mk6383_f03.zip)

**Restriction Sites:** SgfI-MluI

**Cloning Scheme:**



**ACCN:** NM\_170780

**ORF Size:** 975 bp

**OTI Disclaimer:** The molecular sequence of this clone aligns with the gene accession number as a point of reference only. However, individual transcript sequences of the same gene can differ through naturally occurring variations (e.g. polymorphisms), each with its own valid existence. This clone is substantially in agreement with the reference, but a complete review of all prevailing variants is recommended prior to use. [More info](#)

**OTI Annotation:** This clone was engineered to express the complete ORF with an expression tag. Expression varies depending on the nature of the gene.

**Components:** The ORF clone is ion-exchange column purified and shipped in a 2D barcoded Matrix tube containing 10ug of transfection-ready, dried plasmid DNA (reconstitute with 100 ul of water).

**Reconstitution Method:**

1. Centrifuge at 5,000xg for 5min.
2. Carefully open the tube and add 100ul of sterile water to dissolve the DNA.
3. Close the tube and incubate for 10 minutes at room temperature.
4. Briefly vortex the tube and then do a quick spin (less than 5000xg) to concentrate the liquid at the bottom.
5. Store the suspended plasmid at -20°C. The DNA is stable for at least one year from date of shipping when stored at -20°C.

**RefSeq:** [NM\\_170780.3](#)

**RefSeq Size:** 2203 bp

**RefSeq ORF:** 978 bp

**Locus ID:** 131450

**UniProt ID:** [Q8TD46](#)

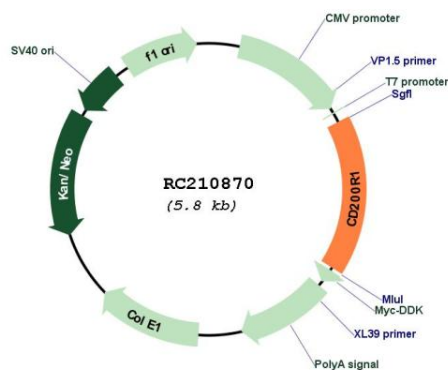
**Cytogenetics:** 3q13.2

**Protein Families:** Druggable Genome, Transmembrane


**MW:** 36.6 kDa

**Gene Summary:** This gene encodes a receptor for the OX-2 membrane glycoprotein. Both the receptor and substrate are cell surface glycoproteins containing two immunoglobulin-like domains. This receptor is restricted to the surfaces of myeloid lineage cells and the receptor-substrate interaction may function as a myeloid downregulatory signal. Mouse studies of a related gene suggest that this interaction may control myeloid function in a tissue-specific manner. Alternative splicing of this gene results in multiple transcript variants. [provided by RefSeq, Jul 2008]

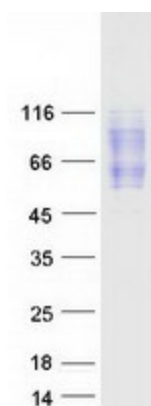
## Product images:



Circular map for RC210870



Western blot validation of overexpression lysate (Cat# [LY406878]) using anti-DDK antibody (Cat# [TA50011-100]). Left: Cell lysates from untransfected HEK293T cells; Right: Cell lysates from HEK293T cells transfected with RC210870 using transfection reagent MegaTran 2.0 (Cat# [TT210002]).



Coomassie blue staining of purified CD200R1 protein (Cat# [TP310870]). The protein was produced from HEK293T cells transfected with CD200R1 cDNA clone (Cat# RC210870) using MegaTran 2.0 (Cat# [TT210002]).