

Product datasheet for **RC210794**

TRPC3 (NM_003305) Human Tagged ORF Clone

Product data:

Product Type:	Expression Plasmids
Product Name:	TRPC3 (NM_003305) Human Tagged ORF Clone
Tag:	Myc-DDK
Symbol:	TRPC3
Synonyms:	SCA41; TRP3
Mammalian Cell Selection:	Neomycin
Vector:	pCMV6-Entry (PS100001)
E. coli Selection:	Kanamycin (25 ug/mL)



[View online »](#)

ORF Nucleotide Sequence:

>RC210794 ORF sequence
 Red=Cloning site Blue=ORF Green=Tags(s)

TTTTGTAATACGACTCACTATAGGGCGGCCGGGAATTCGTCGACTGGATCCGGTACCGAGGAGATCTGCC
 GCC**CGCATCGCC**

ATGGAGGGAAGCCCATCCCTGAGACGCATGACAGTGATGCGGGAGAAGGGCCGGCCAGGCTGTACAGG
 GCCCGCCTTCATGTTCAATGACCGCGCACACAGCCTCACCGCCGAGGAGGAGCGCTTCCTCGACGCCG
 CGAGTACGGCAACATCCCAGTGGTGCAGCAAGATGCTGGAGGAGTCCAAGACGCTGAACGTCACACTGCGTG
 GACTACATGGGCCAGAACGCGCTGCAGCTGGCTGTGGCAACGAGCACCTGGAGGTGACCGAGCTGCTGC
 TCAAGAAGGAGAACCTGGCGCGCATTGGCGACGCCCTGCTGCTCGCCATCAGCAAGGGCTACGTGCGCAT
 CGTAGAGGCCATCCTCAACCACCCTGGCTTCGCGGCCAGCAAGCGTCTCACTCTGAGCCCCTGTGAGCAG
 GAGCTGCAGGACGACGACTTCTACGCTTACGACGAGGACGGCACGCGCTTCTCGCCGGACATCACCCCA
 TCATCCTGGCGGCGCACTGCCAGAAATACGAAGTGGTGCACATGCTGCTGATGAAGGGTGCCAGGATCGA
 GCGGCCGACGACTATTTCTGCAAGTGGGGGACTGCATGGAGAAGCAGAGGCACGACTCCTTCAGCCAC
 TACGCTCGAGGATCAATGCCTACAAGGGGCTGGCCAGCCCGGCTTACCTCTCATTGTCCAGCGAGGACC
 CGGTGCTTACGGCCCTAGAGCTCAGCAACGAGCTGGCCAAGCTGGCCAACATAGAGAAGGAGTTCAGAA
 TGAATATCGGAAGCTCTCCATGCAATGCAAGACTTTGTAGTGGGTGTGCTGGATCTCTGCCGAGACTCA
 GAAGAGGTAGAAGCCATTCTGAATGGAGATCTGGAATCAGCAGAGCCTCTGGAGGTACACAGGCACAAA
 CTTTCAATTAAGTCGTGTCAAACCTTGCCATTAAGTATGAAGTCAAAAAGTTTGTGGCTCATCCCACTGCCA
 GCAGCAGCTCTTGACGATCTGGTATGAGAACCTCTCAGGCCTAAGGGAGCAGACCATAGCTATCAAGTGT
 CTCGTTGTGCTGGTGTGGCCCTGGGCCTTCCATTCTGGCCATTGGCTACTGGATCGCACCTTGACGCA
 GGCTGGGGAATACTCTGCAAGCCCTTTTATGAAGTTTGTAGCACATGCAGCTTCTTCATCATCTTCT
 GGGTCTGCTTGTGTTCAATGCCTCAGACAGGTTTGAAGGCATCACACGCTGCCCAATATCACAGTACT
 GACTATCCCAAACAGATCTTCAGGGTGAACCCAGTTTACATGGACTGAAATGCTAATATGTTGCT
 GGGTCTTGAATGATGTGGTCTGAATGTAAGAGCTCTGGTGGAAAGACCTAGGGAATACATTTTGCA
 GTTGTGGAATGTGCTTACTTTGGGATGCTGTCCATCTTCATTGCTGCTTTCACAGCCAGATTCTAGCT
 TTCCTCAGGCAACGAAGGCACAACAGTATGTGGACAGTACGTCGAAGAGAGTGACCTCAGTGAAGTGA
 CACTCCCACCAGAGATACAGTATTTCACTATGCTAGAGATAAATGGCTCCCTTCTGACCCTCAGATTAT
 ATCTGAAGGCCTTATGCCATAGCTGTTGTGCTCAGCTTCTCTCGGATTGCGTACATCCTCCCTGCAAT
 GAGAGCTTTGGCCCCCTGCAGATCTCTTGGAAAGGACTGTAAGGACATATTCAAGTTCATGGTCTCT
 TTATTATGGTGTGTTTTGCTTTATGATTGGCATGTTTACTTTTATTCTTACTACCTTGGGGCTAAAGT
 TAATGCTGCTTTTACCCTGTAGAAGAAAGTTTCAAGACTTTATTTTGGTCAATATTTGGGTTGTCTGAA
 GTGACTCCGTTGTGCTCAAATATGATCACAAATTCATAGAAAATATTGGATACGTTCTTTATGGAATAT
 ACAATGTAACATAGGTGGTGTGTTTTACTCAACATGCTAATTGCTATGATTAATAGCTCATATCAAGAAAT
 TGAGGATGACAGTGATGTAGAATGGAAGTTTGTCTGTTCAAACTTTGGTTATCCTATTTTGTATGATGGA
 AAAACATTACCTCCACCTTTCAGTCTAGTTCCTAGTCCAAAATCATTTGTTTATTTATCATGCGAATTG
 TTAACCTTCCAAATGCAGAAGGAGAAGGCTTCAGAAGGATATAGAAATGGGAATGGGTAACCTCAAAGTC
 CAGGTTAAACCTTCTCACTCAGTCTAACTCAAGAGTTTTTGAATCACACAGTTTTAACAGCATTCTCAAT
 CAGCCAACACGTTATCAGCAGATAATGAAAAGACTTATAAAGCGGTATGTTTTGAAAGCACAAAGTAGACA
 AAGAAAATGATGAAGTTAATGAAGGTGAATTAAGAAAATCAAGCAAGATATCTCCAGCCTTCGTTATGA
 ACTTTTGGAAAGACAAGAGCCAAGCAACTGAGGAATTAGCCATTCTAATTCATAAACTTAGTGAGAAAAGT
 AATCCCAGCATGCTGAGATGTGAA

ACGCGTACGCGGCCGCTCGAGCAGAACTCATCTCAGAAGAGGATCTGGCAGCAAATGATATCCTGGATT
 ACAAGGATGACGACGATAAGGTTTAA

Protein Sequence: >RC210794 protein sequence
 Red=Cloning site Green=Tags(s)

MEGSPSLRRMTVMREKGRRQAVRGPAFMFNDRGTSLTAEERFLDAAEYGNIPVVRKMLEESKTLNVNVC
 DYMGQNALQLAVGNEHLEVTELLKKENLARIGDALLLAIKGYVRIVEAILNHPGFAASKRLTLSPCEQ
 ELQDDDFYAYDEGTRFSPDITPIILAAHCQKYEVVHMLLMKGARIERPHDYFCKCGDCMEKQRHDSFSH
 SRSRINAYKGLASPAYLSLSSDPVLTALEL SNELAKLANIEKEFKNDYRKL SMQCKDFVVGVLDCRDS
 EEVEAILNGDLESAEPLVHRHKASLSRVKLAIKYEVKKFVAHPNCQQQLLTIWYENLSGLREQTIAIKC
 LVVLVVALGLPFLAIGYWIAPCSRLGKILRSPFMKFVAHAASF IIFLGLLVFNASDRFEGITTLPNITVT
 DYPKQIFRVKTTQFTWTEMLIMVWVLMWSECKELWLEGPREYILQLWNVDFGMLSIFIAAFTARFLA
 FLQATKAQYVDSYVQESDLSEVTLPEIQYFTYARDKWLPSDPQIISEGLYAIYVLSFSRIAYILPAN
 ESFGPLQISLGRVVDIFKFMVLFIMVFFAFMIGMFILYSYLLGAKVNAFFTVEESFKTLFWSIFGLSE
 VTSVVLKYDHKF IENIGYVLYGIYVNTMVVLLNMLIAMINSSYQEIEDSDVWKFARSKLWLSYFDDG
 KTLPPPSLVPSPKSFVYFIMRIVNFPKRRRRLQKDIEMGMGNSKSRNLNFTQNSRVFESHFSNLSLN
 QPTRYQQIMKRLIKRYVLKAQVDKENDEVNEGELKEIKQDISSLRYELLEDKSQATEELAILIHKLSEKL
 NPSMLRCE

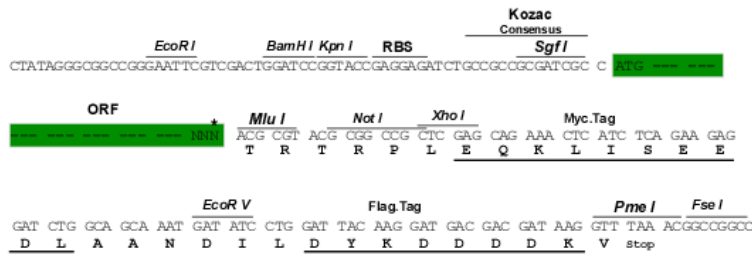
TRTRPLEQKLISEEDLAANDILDYKDDDDKV

Chromatograms: https://cdn.origene.com/chromatograms/mk6201_c03.zip

Restriction Sites: SgfI-MluI

Cloning Scheme:

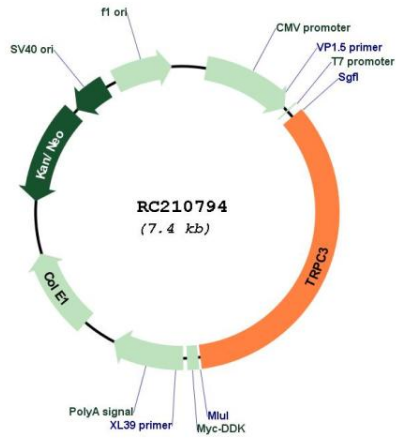
Cloning sites used for ORF Shuttling:




* The last codon before the Stop codon of the ORF

ACCN:	NM_003305
ORF Size:	2544 bp
OTI Disclaimer:	The molecular sequence of this clone aligns with the gene accession number as a point of reference only. However, individual transcript sequences of the same gene can differ through naturally occurring variations (e.g. polymorphisms), each with its own valid existence. This clone is substantially in agreement with the reference, but a complete review of all prevailing variants is recommended prior to use. More info
OTI Annotation:	This clone was engineered to express the complete ORF with an expression tag. Expression varies depending on the nature of the gene.
Components:	The ORF clone is ion-exchange column purified and shipped in a 2D barcoded Matrix tube containing 10ug of transfection-ready, dried plasmid DNA (reconstitute with 100 ul of water).
Reconstitution Method:	<ol style="list-style-type: none">1. Centrifuge at 5,000xg for 5min.2. Carefully open the tube and add 100ul of sterile water to dissolve the DNA.3. Close the tube and incubate for 10 minutes at room temperature.4. Briefly vortex the tube and then do a quick spin (less than 5000xg) to concentrate the liquid at the bottom.5. Store the suspended plasmid at -20°C. The DNA is stable for at least one year from date of shipping when stored at -20°C.
RefSeq:	NM_003305.2
RefSeq Size:	3330 bp
RefSeq ORF:	2547 bp
Locus ID:	7222
UniProt ID:	Q13507
Cytogenetics:	4q27
Protein Families:	Druggable Genome, Ion Channels: Transient receptor potential, Transmembrane
MW:	97.4 kDa
Gene Summary:	The protein encoded by this gene is a membrane protein that can form a non-selective channel permeable to calcium and other cations. The encoded protein appears to be induced to form channels by a receptor tyrosine kinase-activated phosphatidylinositol second messenger system and also by depletion of intracellular calcium stores. Two transcript variants encoding different isoforms have been found for this gene. [provided by RefSeq, Oct 2011]


Product images:



Circular map for RC210794



Western blot validation of overexpression lysate (Cat# [LY401140]) using anti-DDK antibody (Cat# [TA50011-100]). Left: Cell lysates from untransfected HEK293T cells; Right: Cell lysates from HEK293T cells transfected with RC210794 using transfection reagent MegaTran 2.0 (Cat# [TT210002]).



Coomassie blue staining of purified TRPC3 protein (Cat# [TP310794]). The protein was produced from HEK293T cells transfected with TRPC3 cDNA clone (Cat# RC210794) using MegaTran 2.0 (Cat# [TT210002]).