OriGene Technologies, Inc.
9620 Medical Center Drive, Ste 200
Rockville, MD 20850, US
Phone: +1-888-267-4436
https://www.origene.com
techsupport@origene.com
EU: info-de@origene.com
CN: techsupport@origene.cn

Product datasheet for RC210645

KRCC1 (NM_016618) Human Tagged ORF Clone

Product data:

Product Type:	Expression Plasmids
Product Name:	KRCC1 (NM_016618) Human Tagged ORF Clone
Tag:	Myc-DDK
Symbol:	KRCC1
Synonyms:	CHBP2
Mammalian Cell Selection:	Neomycin
Vector:	pCMV6-Entry (PS100001)
E. coli Selection:	Kanamycin (25 ug/mL)

ORF Nucleotide Sequence:

```
>RC210645 ORF sequence
Red=Cloning site Blue=ORF Green=Tags(s)

TTTTGTAATACGACTCACTATAGGGCGGCCGGGAATTCGTCGACTGGATCCGGTACCGAGGAGATCTGCC
GCCGCGATCGCC

ATGAAGCATTCAAAGAAGACATATGACTCTTTTCAAGATGAACTTGAAGATTATATTAAAGTACAGAAAG
CCAGAGGCTTAGAGCCAAAGACTTGTTTCAGAAAGATGAAAGGGGACTATTTGGAAACCTGTGGGTACAA
AGGAGAGGTTAATTCCAGACCCACGTATAGAATGTTTGACCAGAGACTCCCATCTGAAACCATCCAGACC
TACCCAAGATCATGCAATATTCCACAAACAGTGGAAAATCGGTTGCCTCAGTGGTTACCAGCCCATGACA
GCAGATTGAGACTAGACTCTCTGAGCTACTGTCAGTTCACGAGGGACTGTTTCTCAGAAAAACCAGTACC
CCTGAACTTTAATCAACAAGAATATATTTGTGGCTCACATGGTGTAGAACATAGAGTTTACAAGCACTTC
TCCTCAGATAACAGTACCAGTACTCATCAAGCCAGTCACAAACAGATACATCAGAAGAGGAAAAGGCACC
CAGAGGAAGGCAGAGAAAAATCAGAGGAGGAGCGGTCTAAGCATAAGAGAAAAAAAAAGCTGCGAGGAAA
T

ACGCGTACGCGGCCGCTCGAGCAGAAACTCATCTCAGAAGAGGATCTGGCAGCAAATGATATCCTGGATT
ACAAGGATGACGACGATAAGGTTTAA
```

Protein Sequence:

```
>RC210645 protein sequence
Red=Cloning site Green=Tags(s)

MKHSKKTYDSFQDELEDYIKVQKARGLEPKTCFRKMKGDYLETCGYKGEVNSRPTYRMFDQRLPSETIQT
YPRSCNIPQTVENRLPQWLPAHDSRLRLDSLSYCQFTRDCFSEKPVPLNFNQQEYICGSHGVEHRVYKHF
SSDNSTSTHQASHKQIHQKRKRHPEEGREKSEEERSKHKRKKKLRGN

TRTRPLEQKLISEEDLAANDILDYKDDDDKV
```

This product is to be used for laboratory only. Not for diagnostic or therapeutic use.
©2023 OriGene Technologies, Inc., 9620 Medical Center Drive, Ste 200, Rockville, MD 20850, US

View online »

Chromatograms: https://cdn.origene.com/chromatograms/mk6547_h06.zip

Restriction Sites: SgfI-MluI

Cloning Scheme:

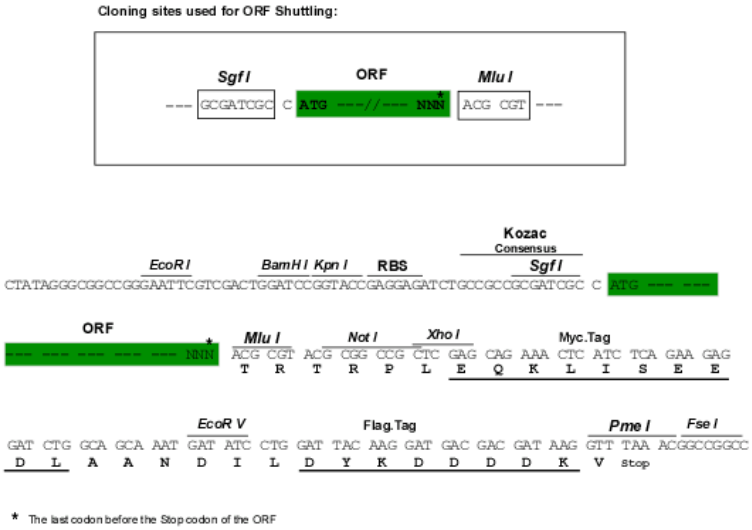

ACCN: NM_016618

ORF Size: 561 bp

OTI Disclaimer: The molecular sequence of this clone aligns with the gene accession number as a point of reference only. However, individual transcript sequences of the same gene can differ through naturally occurring variations (e.g. polymorphisms), each with its own valid existence. This clone is substantially in agreement with the reference, but a complete review of all prevailing variants is recommended prior to use. More info

OTI Annotation: This clone was engineered to express the complete ORF with an expression tag. Expression varies depending on the nature of the gene.

Components: The ORF clone is ion-exchange column purified and shipped in a 2D barcoded Matrix tube containing 10ug of transfection-ready, dried plasmid DNA (reconstitute with 100 ul of water).

Reconstitution Method:
1. Centrifuge at 5,000xg for 5min.
2. Carefully open the tube and add 100ul of sterile water to dissolve the DNA.
3. Close the tube and incubate for 10 minutes at room temperature.
4. Briefly vortex the tube and then do a quick spin (less than 5000xg) to concentrate the liquid at the bottom.
5. Store the suspended plasmid at -20°C. The DNA is stable for at least one year from date of shipping when stored at -20°C.

RefSeq Size: 1774 bp

RefSeq ORF: 780 bp

Locus ID: 51315

UniProt ID: Q9NPI7

This product is to be used for laboratory only. Not for diagnostic or therapeutic use.
©2023 OriGene Technologies, Inc., 9620 Medical Center Drive, Ste 200, Rockville, MD 20850, US

Cytogenetics: 2p11.2

MW: 22.3 kDa

Product images:

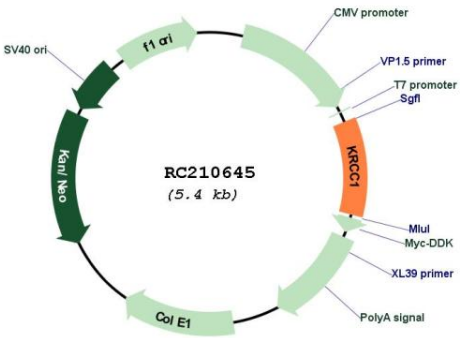

Circular map for RC210645

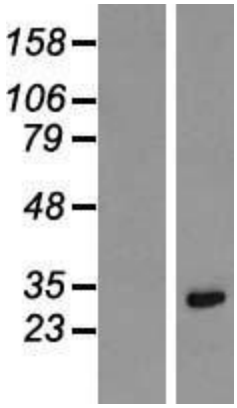

Western blot validation of overexpression lysate (Cat# [LY413871]) using anti-DDK antibody (Cat# [TA50011-100]). Left: Cell lysates from un-transfected HEK293T cells; Right: Cell lysates from HEK293T cells transfected with RC210645 using transfection reagent MegaTran 2.0 (Cat# [TT210002]).

This product is to be used for laboratory only. Not for diagnostic or therapeutic use.
©2023 OriGene Technologies, Inc., 9620 Medical Center Drive, Ste 200, Rockville, MD 20850, US