

## Product datasheet for RC210566

### Mortality Factor 4 like 2 (MORF4L2) (NM\_012286) Human Tagged ORF Clone

#### Product data:

Product Type:	Expression Plasmids
Product Name:	Mortality Factor 4 like 2 (MORF4L2) (NM_012286) Human Tagged ORF Clone
Tag:	Myc-DDK
Symbol:	Mortality Factor 4 like 2
Synonyms:	MORFL2; MRGX
Mammalian Cell Selection:	Neomycin
Vector:	pCMV6-Entry (PS100001)
E. coli Selection:	Kanamycin (25 ug/mL)
ORF Nucleotide Sequence:	>RC210566 ORF sequence Red=Cloning site Blue=ORF Green=Tags(s)

TTTTGTAATACGACTCACTATAGGGCGCCGGGAATTCGTCGACTGGATCCGGTACCGAGGAGATCTGCC  
GCC**CGATCGCC**

ATGAGTCCAGAAAGCAGGGTTCTCAACCTCGTGGACAGCAATCTGCAGAAGAAGAGAAGCTTCAAAAAAC  
CAACTAGAAGCAACATGCAGAGAAGTAAAATGAGAGGGCCCTCCTCAGGAAAGAAGACAGCTGGTCCACA  
GCAGAAAAATCTGAACAGCTCTCCAGGAAGATGGGGTGGTCGCTCTGCAGAGAACCCCTTCAGGA  
TCCGTGAGGAAGACCAGAAAGAACAAGCAGAAGACTCCTGGAAACGGAGATGGTGGCAGTACCAGCGAAG  
CACCTCAGCCCCCTCGGAAGAAAAGGGCCCGGCAGACCCCACTGTTGAAAGTGAGGAGCGTTTAAGAA  
TAGAATGGAGGTTAAAGTGAAGATTCCTGAAGAATTTAAACCATGGCTTGTGAGGACTGGGACTTAGTT  
ACCAGGCAGAAGCAGCTGTTTCACTCCCTGCCAAGAAAAATGTAGATGCAATCTGGAGGAGTATGCAA  
ATTGCAAGAAATCGCAGGGAAATGTTGATAATAAGGAATATGCGGTTAATGAAGTTGTGGCAGGAATAAA  
AGAATATTTCAATGTGATGTTGGCACTCAGCTGCTCTACAAATTTGAGAGGCCCCAGTATGCTGAAATC  
CTTTGGCTCACCTGATGCTCCAATGTCCAGGTTTATGGAGCACCACCTACTGAGATTATTTGTAA  
GAATTGGAGCAATGTTGGCCTATACGCCCTTGATGAGAAAAGCCTTGCAATTATGTTGGCTATTTGCA  
TGATTTCTAAAAATCTGGCAAAGAATTCTGCATCTCTTTACTGCCAGTGATTACAAAGTGGCTTCT  
GCTGAGTACCACCGCAAAGCCCTG

**ACGCGT**ACGCGGCCGCTCGAGCAGAAACTCATCTCAGAAGAGGATCTGGCAGCAAATGATATCCTGGATT  
ACAAGGATGACGACGATAAGGTTTAA

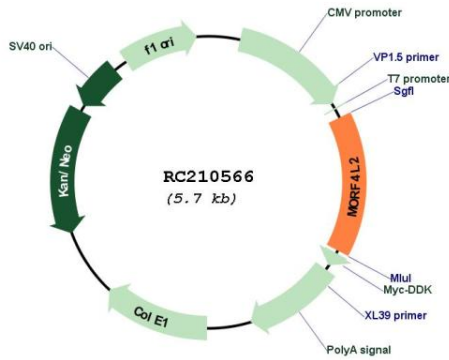


[View online »](#)




<b>Reconstitution Method:</b>	<ol style="list-style-type: none"><li>1. Centrifuge at 5,000xg for 5min.</li><li>2. Carefully open the tube and add 100ul of sterile water to dissolve the DNA.</li><li>3. Close the tube and incubate for 10 minutes at room temperature.</li><li>4. Briefly vortex the tube and then do a quick spin (less than 5000xg) to concentrate the liquid at the bottom.</li><li>5. Store the suspended plasmid at -20°C. The DNA is stable for at least one year from date of shipping when stored at -20°C.</li></ol>
<b>RefSeq:</b>	<a href="#">NM_012286.3</a>
<b>RefSeq Size:</b>	1998 bp
<b>RefSeq ORF:</b>	867 bp
<b>Locus ID:</b>	9643
<b>UniProt ID:</b>	<a href="#">B3KP92</a>
<b>Cytogenetics:</b>	Xq22.2
<b>Protein Families:</b>	Transcription Factors
<b>MW:</b>	32.3 kDa
<b>Gene Summary:</b>	<p>Component of the NuA4 histone acetyltransferase complex which is involved in transcriptional activation of select genes principally by acetylation of nucleosomal histone H4 and H2A. This modification may both alter nucleosome - DNA interactions and promote interaction of the modified histones with other proteins which positively regulate transcription. This complex may be required for the activation of transcriptional programs associated with oncogene and proto-oncogene mediated growth induction, tumor suppressor mediated growth arrest and replicative senescence, apoptosis, and DNA repair. The NuA4 complex ATPase and helicase activities seem to be, at least in part, contributed by the association of RUVBL1 and RUVBL2 with EP400. NuA4 may also play a direct role in DNA repair when directly recruited to sites of DNA damage. Also component of the MSIN3A complex which acts to repress transcription by deacetylation of nucleosomal histones. [UniProtKB/Swiss-Prot Function]</p>

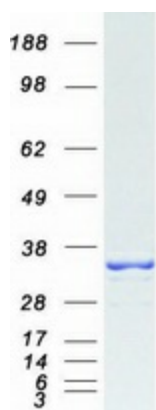
Product images:



Circular map for RC210566



Western blot validation of overexpression lysate (Cat# [LY428080]) using anti-DDK antibody (Cat# [TA50011-100]). Left: Cell lysates from untransfected HEK293T cells; Right: Cell lysates from HEK293T cells transfected with [RC210566] using transfection reagent MegaTran 2.0 (Cat# [TT210002]).



Coomassie blue staining of purified MORF4L2 protein (Cat# [TP310566]). The protein was produced from HEK293T cells transfected with MORF4L2 cDNA clone (Cat# RC210566) using MegaTran 2.0 (Cat# [TT210002]).