

Product datasheet for RC210546

VCIP 135 (VCPIP1) (NM_025054) Human Tagged ORF Clone

Product data:

Product Type:	Expression Plasmids
Product Name:	VCIP 135 (VCPIP1) (NM_025054) Human Tagged ORF Clone
Tag:	Myc-DDK
Symbol:	VCIP 135
Synonyms:	DUBA3; VCIP135
Mammalian Cell Selection:	Neomycin
Vector:	pCMV6-Entry (PS100001)
E. coli Selection:	Kanamycin (25 ug/mL)
ORF Nucleotide Sequence:	>RC210546 representing NM_025054 Red=Cloning site Blue=ORF Green=Tags(s)

TTTTGTAATACGACTCACTATAGGGCGGCCGGAATTCGTCGACTGGATCCGGTACCGAGGAGATCTGCC
GCCCGATCGCC

ATGTCCTCAGCCGCCGCCGCCGCCCTCCGTTGCCGCCGCCACCTCCTCCCCCTGAGGCTCCACAGACTC
CGTCGTCCTTGGCGTCGGCGGCTGCTTCGGGGGGGCTTTGAAGCGGAGAGACCGGAGAATCCTTCCGG
GAGCTGCCCGGATCCGAAGTGTCAGGCGCGTCTATTTTTCCCGCCCTCCGTTCTGTGTCAGCATCGAGTGT
ACCGAGTGCAGCCAGCGGCACGAGCAGCAACAGCTGCTGGGGTTGAGGAGGTGACCGACCCGGACGTAG
TGCTACACAACCTGCTGCGGAACGCGCTGCTCGGGTTACGGGGCACCCAAGAAGAACACGGAAGTGGT
AAAGGTGATGGGCCTTCCAACATCACTGCAAATTTGTTGTCGCCATATTAGCTCGCTATGGAATGGAC
AAACAGACAGGCCGGCCAAGCTTCTCCGGGACATGAACAGGGCGAAGTGTTCGATTGCGCCTTACTGG
GTGACCGCGCCTTCTCATAGAACCAGAGCATGTTAACTGTGGGCTATGGCAAGGACCGCTCCGGAAG
CCTCCTGTATTTGCATGACACTCTGGAGGACATTAAGCGGGCCAATAAAAGCCAGGAATGTCTATTCCA
GTGCATGTGGACGGGATGGACTGCTTGGTGCATGCTGTGCTCGGGCTCTAGTAGGCCGAGAGCTCT
TCTGGCATGCCTAAGAGAGAATCTTAAACAGCACTTTCAGCAGCACCTGGCCGATATCAAGCTCTGTT
CCATGACTTCATTGATGCTGCTGAGTGGGAGGACATTATCAATGAGTGTGACCTCTGTTGTACCACT
GAGGGTGTCCCTTGGCCTGAGGAATATCCACATATTTGGTCTTGCCAATGTGCTACATCGTCCCTATTA
TTCTGTTAGATTCCTCAGTGGCATGAGAAGCTCTGGTGATTATTAGCCACCTTTCTACCTGGGCTCAT
CCCTGCAGAGAAGTCACTGGGAAAGATGGTCATTTGAACAAACCAATCTGTATTGCATGGAGCAGCTCC
GGTAGAAACCATATATCCCTTGGTAGGCATAAAAGGGGCTGCTTTGCCCAAAGTGCCTATGAATTTGC
TTCCTAAAGCATGGGGTGTGCCTCAGGACCTTATTAAGTACATAAACTTGAAGAGGATGGTGGTTG
TGTTATTGGAGGTGACAGAAGTTTGAAGATAAACTTACTTAGGCTTGTGCTGCTATGGAAGAAGTC
TTTATGGACAAACATGGTATCCATCCTAGTTTGGTTGCTGATGTCCATCAGTATTCTACAGAAGGACTG
GAGTGATAGGAGTTCAGCCTGAGGAAGTACAGCAGCTGCTAAAAAGCAGTAATGGATAATCGCCTTCA
CAATGTTTGTCTGTGGTGCCTTTCTGAACTTCATGTTCTCCAGAGTGGTTGGCTCCTGGAGGGAAA



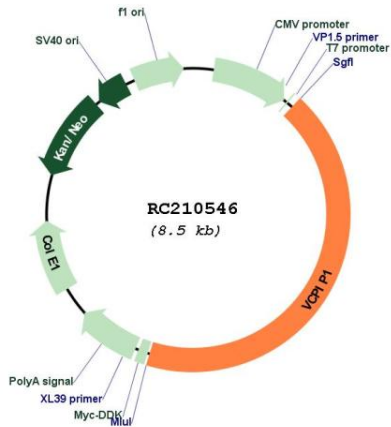
[View online »](#)

TTGTATAACCTGGCAAAAAGTACTCATGGACAGCTGAGGACTGACAAAAATTACAGCTTCCCTTGAACA
ATTTGGTTTGGCTCATATGATTCAAGTAAAGATGTTCTGGTACCAGACTATGGAATGAGTAACCTAACAGC
TTGTAATTGGTGCCATGGCACATCTGTGCGAAAGGTGAGAGGAGATGGTCTATTGTGTATTTGGATGGA
GACAGAATAATTCTAGGTCCACTGGTGGCAAATGTGGTTGTGGATTCAAACACTTTTGGGATGGTAAGG
AGTATGACAATCTACCAGAAGCTTCCCTATTACTTTAGAATGGGGTGAAGAGTGGTCAGAGAAACAGT
ATATTGGTCCAGTATGAAAGTGATTCATCTTTGAATAGTAATGTTTACGATGTTGCAATGAAACTTGTT
ACCAAGCACTTCCAGGTGAATTTGGGAGTGAATCCTAGTTCAGAAAGTTGCCACACTATATTGCATC
AGACTGCCAAAAAGAATCCCGATGATTACTCCTGTAAATATAGATGGTCTCACGCCAAAGAGTTGG
AGATGTTCAAGGACAAGAATCAGAGTCTCAGCTCCCAACTAAAAATTATTCTTACTGGACAGAAAAACAAA
ACTTTGCACAAGGAGGAGTTAAACATGAGTAAACTGAAAGAATATTCAACAGAATATTACGGAACAGG
CTTCTGTAAATGCAGAAACGAAAAACAGAGAAGTTAAAACAAGAACAAAAAGGGCAACCCAGGACTGTTTC
TCCAGTACCATTCTGTATGGTCCATCCTCTGCACCTGTACACCTACCAAGGCTCCCTATTACCGACA
ACTTCTAAGGAGAAGAAGATCCGAATCACAATAATGATGGACGACAGTCCATGGTTACCCTTAAGTCTT
CAACAACCTTTTTGAACCTCAGGAAAGTATAGCCAGAGAATTCAACATTCCTCCATATTACAGTGTAT
TCGATACGGGTTTCTCCTAAAGAGTTAATGCCACCACAGGCAGGAATGGAAGGAACCCAGTTCCTTTA
CAGCATGGCGACAGAATTACAATAGAAATCTAAAAAGTAAAGCTGAAGGTGGTCACTGCTGCAGCAC
ACTCAGCCCACTGTGAAACAAGAAGATATTGCTGTTACTGGTAACTGTCATCTAAGGAACTTCAGGA
GCAAGCTGAAAAAGAAATGTAAGTCTTGTGCTTTTAGCAACATTAATGGGAGAAGATGTATGGTCTTAT
GCAAAAGGACTTCCCTACATGTTTCAGCAGGGTGGTGTATTCTACAGTATTATGAAGAAAACCATGGGTA
TGGCTGATGGCAAGCATTGTACTTTCCACATCTGCCTGGCAAAACCTTTGTCTATAATGCTTCTGAAGA
TAGACTGGAATTGTGTGGATGCTGCAGGACATTTCCCATTGGTCTGATGTTGAAGATTTAGTTAAA
GAGGCTGTAAGTCAGGTTGAGCAGAGGCTACTACAAGAAGTAGGAATCAAGTCCCTCACATGGGCTAT
TAAACTAGGTAGTGGTGGAGTAGTAAAAAGAAATCTGAGCAACTTCATAACGTAACCTGCTTTTCAAGG
AAAAGGGCATTCTTTAGGAACTGCATCTGGTAACCCACACCTTGATCCAAGAGCTAGGGAACTTCAGTT
GTAAGAAAGCATAATACAGGGACAGACTTTAGTAATAGTCCACTAAAACAGAGCCTTCTGTATTACAG
CTTCTTAGTAATAGTGAAGTATTCTGAATAGCTCCTGGAGTAGTAACAATGAGAGACGGCAGGCAGCT
TGATCCTGATTTGGTTGAGGCCAGCGAAAAAATTCAGGAAATGGTTTCTTCTATTACAGGCTTCAATG
GACAGGCACCTTCGGGATCAAAGTACAGAGCAGTACCATCTGATCTTCTCAAAGGAAAACAGAAGTTG
TGAGTTCTTCTGCAAAGTCTGGGAGTCTCAGACTGGTTGCCTGAATCTTTTCTTTAACTGGTGGTAC
TGAAAAATTTGAATACAGAAACAATGATGGCTGTGTAGCAGATGCACTGGGAGCAGCCTTTGCCACAAGG
TCAAAGCACAAAGGGGAAATCCGTGGAGGAGCTTGAAGAGATGGATAGTCAAGATGCTGAGATGACTA
ACACAACCTGAGCCAATGGATCACTCT


ACGCGTACGCGGCCGCTCGAGCAGAACTCATCTCAGAAGAGGATCTGGCAGCAAATGATATCCTGGATT
ACAAGGATGACGACGATAAGGTTTAA

OTI Disclaimer:	The molecular sequence of this clone aligns with the gene accession number as a point of reference only. However, individual transcript sequences of the same gene can differ through naturally occurring variations (e.g. polymorphisms), each with its own valid existence. This clone is substantially in agreement with the reference, but a complete review of all prevailing variants is recommended prior to use. More info
OTI Annotation:	This clone was engineered to express the complete ORF with an expression tag. Expression varies depending on the nature of the gene.
Components:	The ORF clone is ion-exchange column purified and shipped in a 2D barcoded Matrix tube containing 10ug of transfection-ready, dried plasmid DNA (reconstitute with 100 ul of water).
Reconstitution Method:	<ol style="list-style-type: none">1. Centrifuge at 5,000xg for 5min.2. Carefully open the tube and add 100ul of sterile water to dissolve the DNA.3. Close the tube and incubate for 10 minutes at room temperature.4. Briefly vortex the tube and then do a quick spin (less than 5000xg) to concentrate the liquid at the bottom.5. Store the suspended plasmid at -20°C. The DNA is stable for at least one year from date of shipping when stored at -20°C.
RefSeq:	NM_025054.5
RefSeq Size:	8192 bp
RefSeq ORF:	3669 bp
Locus ID:	80124
UniProt ID:	Q96JH7
Cytogenetics:	8q13.1
MW:	134.1 kDa
Gene Summary:	Acts as a deubiquitinating enzyme. Necessary for VCP-mediated reassembly of Golgi stacks after mitosis. May play a role in VCP-mediated formation of transitional endoplasmic reticulum (tER). Mediates dissociation of the ternary complex containing STX5A, NSFL1C and VCP (By similarity). Hydrolyzes 'Lys-11'- and 'Lys-48'-linked polyubiquitin chains. [UniProtKB/Swiss-Prot Function]

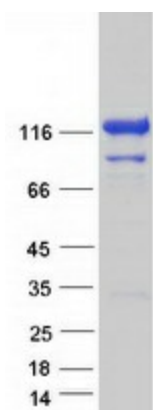
Product images:



Circular map for RC210546



Western blot validation of overexpression lysate (Cat# [LY410929]) using anti-DDK antibody (Cat# [TA50011-100]). Left: Cell lysates from untransfected HEK293T cells; Right: Cell lysates from HEK293T cells transfected with RC210546 using transfection reagent MegaTran 2.0 (Cat# [TT210002]).



Coomassie blue staining of purified VCPIP1 protein (Cat# [TP310546]). The protein was produced from HEK293T cells transfected with VCPIP1 cDNA clone (Cat# RC210546) using MegaTran 2.0 (Cat# [TT210002]).