

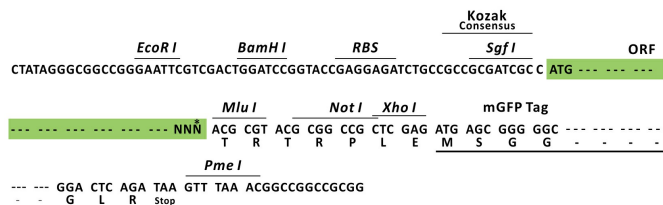
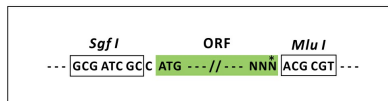
## Product datasheet for RC210361L2

### Galactoside 2 alpha L fucosyltransferase 1 (FUT1) (NM\_000148) Human Tagged Lenti ORF Clone

#### Product data:

Product Type:	Expression Plasmids
Product Name:	Galactoside 2 alpha L fucosyltransferase 1 (FUT1) (NM_000148) Human Tagged Lenti ORF Clone
Tag:	mGFP
Symbol:	Galactoside 2 alpha L fucosyltransferase 1
Synonyms:	H; HH; HSC
Mammalian Cell Selection:	None
Vector:	pLenti-C-mGFP (PS100071)
E. coli Selection:	Chloramphenicol (34 ug/mL)
ORF Nucleotide Sequence:	The ORF insert of this clone is exactly the same as(RC210361).
Restriction Sites:	SgfI-MluI
Cloning Scheme:	

Cloning sites used for ORF Shuttling:



\* The last codon before the Stop codon of the ORF.

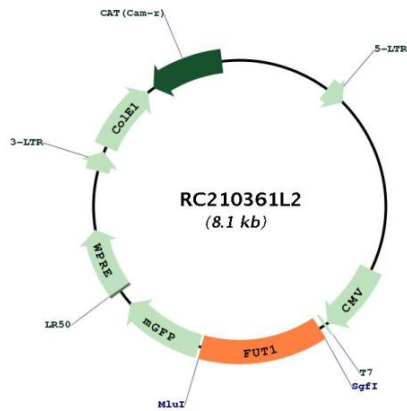
ACCN: NM\_000148



[View online >](#)

<b>ORF Size:</b>	1095 bp
<b>OTI Disclaimer:</b>	The molecular sequence of this clone aligns with the gene accession number as a point of reference only. However, individual transcript sequences of the same gene can differ through naturally occurring variations (e.g. polymorphisms), each with its own valid existence. This clone is substantially in agreement with the reference, but a complete review of all prevailing variants is recommended prior to use. <a href="#">More info</a>
<b>OTI Annotation:</b>	This clone was engineered to express the complete ORF with an expression tag. Expression varies depending on the nature of the gene.
<b>Components:</b>	The ORF clone is ion-exchange column purified and shipped in a 2D barcoded Matrix tube containing 10ug of transfection-ready, dried plasmid DNA (reconstitute with 100 ul of water).
<b>Reconstitution Method:</b>	<ol style="list-style-type: none"><li>1. Centrifuge at 5,000xg for 5min.</li><li>2. Carefully open the tube and add 100ul of sterile water to dissolve the DNA.</li><li>3. Close the tube and incubate for 10 minutes at room temperature.</li><li>4. Briefly vortex the tube and then do a quick spin (less than 5000xg) to concentrate the liquid at the bottom.</li><li>5. Store the suspended plasmid at -20°C. The DNA is stable for at least one year from date of shipping when stored at -20°C.</li></ol>
<b>RefSeq:</b>	<a href="#">NM_000148.2</a>
<b>RefSeq Size:</b>	4246 bp
<b>RefSeq ORF:</b>	1098 bp
<b>Locus ID:</b>	2523
<b>UniProt ID:</b>	<a href="#">P19526</a>
<b>Cytogenetics:</b>	19q13.33
<b>Protein Families:</b>	Druggable Genome, Transmembrane
<b>Protein Pathways:</b>	Glycosphingolipid biosynthesis - globo series, Glycosphingolipid biosynthesis - lacto and neolacto series, Metabolic pathways
<b>MW:</b>	41.3 kDa
<b>Gene Summary:</b>	This gene encodes a Golgi stack membrane protein that is involved in the creation of a precursor of the H antigen, which is required for the final step in the synthesis of soluble A and B antigens. This is one of two genes encoding the galactoside 2-L-fucosyltransferase enzyme. Mutations in this gene are a cause of the H-Bombay blood group. [provided by RefSeq, Aug 2016]

Product images:



Circular map for RC210361L2