

Product datasheet for RC210353

C12orf29 (NM_001009894) Human Tagged ORF Clone

Product data:

Product Type:	Expression Plasmids
Product Name:	C12orf29 (NM_001009894) Human Tagged ORF Clone
Tag:	Myc-DDK
Symbol:	C12orf29
Mammalian Cell Selection:	Neomycin
Vector:	pCMV6-Entry (PS100001)
E. coli Selection:	Kanamycin (25 ug/mL)
ORF Nucleotide Sequence:	>RC210353 ORF sequence Red=Cloning site Blue=ORF Green=Tags(s)

TTTTGTAATACGACTCACTATAGGGCGGCCGGAATTCGTCGACTGGATCCGGTACCGAGGAGATCTGCC
GCC**CGATCGCC**

ATGAAGCGCTTGGGCTCCGTGCAGCGGAAAATGCCGTGTGTGTTGTGACGGAGGTGAAAGAGGAGCCTT
CCTCCAAAAGGGAGCATCAGCCATTTAAAGTTTTGGCAACTGAACTGTAAGTCACAAGGCATTAGATGC
AGATATATACAGTGCAATTCCAACAGAAAAAGTGGATGGAACATGTTGTTATGTTACTACCTATAAAGAT
CAGCCATACCTTTGGGCTCGACTAGATAGAAAACCCAACAACAAGCTAAAAAAGATTTAAAAATTTTC
TACATTTAAAAGAAAACCCAAAAGAATTTTTTTGGAACGTTGAGGAGGACTTCAAACCAGCTCCGGAGTG
CTGGATACCAGCAAAGGAGACAGAAACAATAAATGGGAACCCAGTGCCTGATGAAAATGGACACATTCTT
GGTTGGGTACCAGTAGAGAAAAACAACAACAGTATTGCTGGCATTCTCTGTAGTTAATTATGAATTTG
AAATTGCCTGGTACTAAAACATCATCCTGATGATTCTGGACTTTTGGAAATTAGTGCAGTGCCACTTTC
AGATCTCTTAGAACAAACACTGGAACCTCATAGGAACAAATATCAATGGAACCCATATGGTTAGGGAGC
AAGAAACATCCATTACATCTTCTTATACCACATGGAGCATTTCAAATAAGAAATCTACCTTCATTGAAGC
ACAATGATCTCGTGTCTGGTTTGAAGATTGCAAAGAGGGTAAAATTGAAGGAATAGTGTGGCATTGCAG
TGATGGCTGTTTAAATAAGGTCCATCGCCATCATCTTGGCTTATGCTGGCCAATTCAGATACTTACATG
AATTCAAGACCAGTTATTATCAACATGAACCTGAACAAATGTGACTCTGCCTTTGATATTAAGTGTGTTG
TTAATCATTTTTTAAAAATAGATAATCAGAAATTTGTTAGACTCAAAGATATAATATTTGATGTA

ACGCGTACGCGGCCGCTCGAGCAGAAACTCATCTCAGAAGAGGATCTGGCAGCAAATGATATCCTGGATT
ACAAGGATGACGACGATAAGGTTTAA



[View online »](#)

Protein Sequence: >RC210353 protein sequence
Red=Cloning site Green=Tags(s)

MKRLGSVQRKMPCVFVTEVKEEPSSKREHQPFKVLATETVSHKALDADIYSAIPTEKVDGTCCYVTTYKD
 QPYLWARLDRKPNKQAKRFRKFLHSKENPKKEFFWNVEEDFKPAPECWIPAKETEIQINGNPVPDENHPI
 GWVPVEKNNKQYCWSSVNYEFEIALVLKHPDDSGLLEISAVPLSDLLEQTLELIGTNINGNPYGLGS
 KKHPLHLLIPHGAFQIRNLP SLKHNDL VSWFEDCKEKGKIEGIVWHCSDGCLIKVHRHHLGLCWPIPDITYM
 NSRPVIINMNLNKCSAFDIKCLFNHFLKIDNQKFVRLKDIIFDV

TRTRPLEQKLISEEDLAANDILDYKDDDDKV

Chromatograms: https://cdn.origene.com/chromatograms/mk6367_g09.zip

Restriction Sites: SgfI-MluI

Cloning Scheme:

Cloning sites used for ORF Shuttling:



* The last codon before the Stop codon of the ORF

ACCN: NM_001009894

ORF Size: 975 bp

OTI Disclaimer: The molecular sequence of this clone aligns with the gene accession number as a point of reference only. However, individual transcript sequences of the same gene can differ through naturally occurring variations (e.g. polymorphisms), each with its own valid existence. This clone is substantially in agreement with the reference, but a complete review of all prevailing variants is recommended prior to use. [More info](#)

OTI Annotation: This clone was engineered to express the complete ORF with an expression tag. Expression varies depending on the nature of the gene.

Components: The ORF clone is ion-exchange column purified and shipped in a 2D barcoded Matrix tube containing 10ug of transfection-ready, dried plasmid DNA (reconstitute with 100 ul of water).

Reconstitution Method:

1. Centrifuge at 5,000xg for 5min.
2. Carefully open the tube and add 100ul of sterile water to dissolve the DNA.
3. Close the tube and incubate for 10 minutes at room temperature.
4. Briefly vortex the tube and then do a quick spin (less than 5000xg) to concentrate the liquid at the bottom.
5. Store the suspended plasmid at -20°C. The DNA is stable for at least one year from date of shipping when stored at -20°C.

Note: Plasmids are not sterile. For experiments where strict sterility is required, filtration with 0.22um filter is required.

RefSeq: [NM_001009894.3](#)

RefSeq Size: 2895 bp

RefSeq ORF: 978 bp

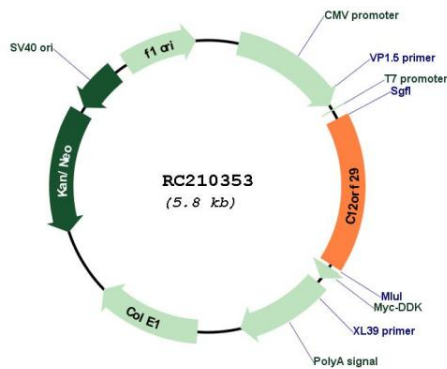
Locus ID: 91298

UniProt ID: [Q8N999](#)

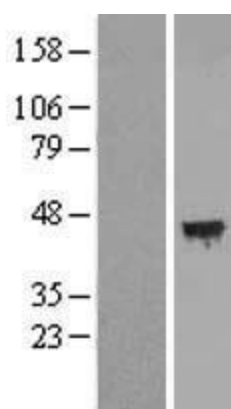
Cytogenetics: 12q21.32

MW: 37.5 kDa


Product images:



Circular map for RC210353



Western blot validation of overexpression lysate (Cat# [LY423145]) using anti-DDK antibody (Cat# [TA50011-100]). Left: Cell lysates from untransfected HEK293T cells; Right: Cell lysates from HEK293T cells transfected with RC210353 using transfection reagent MegaTran 2.0 (Cat# [TT210002]).



Coomassie blue staining of purified C12orf29 protein (Cat# [TP310353]). The protein was produced from HEK293T cells transfected with C12orf29 cDNA clone (Cat# RC210353) using MegaTran 2.0 (Cat# [TT210002]).