

Product datasheet for **RC210190**

UBASH3A (NM_018961) Human Tagged ORF Clone

Product data:

Product Type:	Expression Plasmids
Product Name:	UBASH3A (NM_018961) Human Tagged ORF Clone
Tag:	Myc-DDK
Symbol:	UBASH3A
Synonyms:	CLIP4; STS-2; TULA; TULA-1
Mammalian Cell Selection:	Neomycin
Vector:	pCMV6-Entry (PS100001)
E. coli Selection:	Kanamycin (25 ug/mL)



[View online »](#)

ORF Nucleotide
Sequence:

>RC210190 representing NM_018961
Red=Cloning site Blue=ORF Green=Tags(s)

TTTTGTAATACGACTCACTATAGGGCGGCCGGAATTCGTCGACTGGATCCGGTACCGAGGAGATCTGCC
GCC**CGGATCGCC**

ATGGCAGCGGGGAGACGCAGCTCTACGCCAAGGTCTCCAACAAGCTCAAGGGCCGAGCAGCCCTCGC
TCCTGGAGCCCTCCTGGCCATGGGCTTCCCGGTGCACACCGCGCTGAAAGCGTTGGCAGCCACGGGGAG
GAAGACGGCGGAGGAGGCCTTGGCTGGCTGCATGATCATTGCAATGACCCTTCCCTAGACGACCCCATC
CCCCAGGAGTATGCCCTTTCTCTGTCCAACGGGGCCCTGCTGGAAAACTTCAAGAGTTCTGGAGAG
AGAGCAAGCGCCAGTGTGCAAAGAACAGAGCTCATGAGGTCTTCCACACGTGACACTCTGTGACTTCTT
CACGTGTGAAGACCAGAAGGTGGAATGCCTGTACGAGGCGCTGAAGAGAGCTGGAGACAGGCTCCTGGGC
TCCTTCCCGACGGCCGTGCCTCTGGCTCTCCACTCCTCCATCAGTACCTCGGCTTCTTCGTCAGTGGCA
GCCCGCAGACGTCATCCGGGAATTCGCCATGACCTTCCGCACGGAAGCATCTCTCTTAGCAGGCACCTC
CGTTTCCCGCTTCTGGATTTTCAGCCAGGTGCCTGGACATGGCCCTAACCTGAGGCTGAGCAATTTAACT
AGAGCCTCCTTCGTGAGCCACTACATCCTTCAAAAATACTGCTCCGTGAAGCCTTGCACCAAACAGCTGC
ATCTGACCTTGGCCACAAAGTTCTACCCCCACCACAGAGGACGCTGGAGCAGCTGGCCAGAGCCATCCC
CCTGGGCCACAGCTGCCAGTGGACCGCAGCACTCTACTCCCGAGACATGCGCTTTGTGACTACCAGACC
CTGAGAGTCCATTCCAGTACAAACCCAGAACGTGGATGAGCTGACGCTAAGTCTGGTGACTACATCT
TTGTGGACCCACGCAGCAGGACGAAGCCAGCGAGGGCTGGGTGATTGGGATCTCACAGCGGACGGGCTG
CCGGGGCTTCTGCCGAAAACTACACGGATCGAGCCAGTGAAGTCTGACACGTGGTGAAGCACAGGATG
TACACCTTCAGTCTAGCCACAGACCTGAAGTCCAGAAAGGATGGTGAAGCCAGCAGCAGATGCAGCGGGG
AATTTCTCCACAAACGGCAAGGAGTCTTAGCAGCTTACAGGCTTGCAGGCTACCGTTGCAAGGAAGAG
TGTGCTGGTGGTTCGCCACGGGGAGAGAGTGGATCAGATCTTCGGGAAGGCATGGCTGCAGCAATGCTCC
ACTCCTGATGGGAAATACTACAGGCCAGACCTGAATTTCCCTGCACTGCTGCAAGACGGAGTCTGGGA
TCAAAGACTTTGAAAACGATCCCCATTATCATCGTGTGGCATTTCAGTCCAGAATTGCAGGGGACGC
GCTACTGGACAGTGGTATCAGAATCAGCTCTGTGTTTGCCTCCCCAGCCCTCCGCTGTGTGCAGACGGCC
AACTCATCCTGGAAGAACTCAAACCTGGAGAAAAAATCAAGATACGAGTGGAACTGGAATCTTTGAAT
GGACAAAATGGGAAGCTGGCAAACCCCAACCCTCATGAGCCTGGAAGAGCTGAAAGAGGCAAATTT
CAACATTGACACTGATTACAGGCCCGCTTTCCCTGTCCGCCCTCATGCCGGCCGAGAGCTACCAGGAG
TACATGGACAGGTGCACGGCGAGCATGGTGCAAAATCGTCAACACCTGTCCACAGGACACGGGTGTCATCC
TAATTGTGAGTACGGCTCCACTCTGGACTCCTGCACGGCCACTGCTCGGGCTGCCGCCCCGGGAATG
TGGGGATTTGCCAACTCGTGAGAAAATCCCTTCCCTGGGCATGTGCTTCTGTGAAGAAAATAAAGAG
GAAGGAAAATGGGAGTTGGTGAACCCACCGGTGAAGACCTGACCACGGGGCGAACGCAGCATTAACT
GGAGGAACTGGATCTCAGGCAAC

ACGCGTACGCGGCCGCTCGAGCAGAACTCATCTCAGAAGAGGATCTGGCAGCAATGATATCCTGGATT
ACAAGGATGACGACGATAAGGTTTAA

Protein Sequence: >RC210190 representing NM_018961
Red=Cloning site Green=Tags(s)

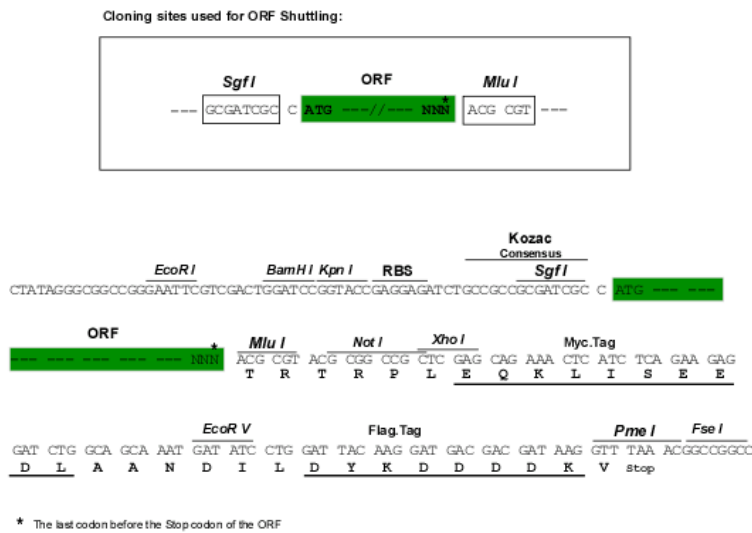
MAAGETQLYAKVSNKLGRRSSPALLEPLLAMGFPVHTALKALAATGRKTAEEALAWLHDHCNDPSLDDPI
 PQEYALFLCPTGPLLEKLQEFWRESKRQCAKNRAHEVFPVHTLCDFFTCEDQKVECLYEALKRAGDRLLG
 SFPTAVPLALHSSISYLGFVSGSPADVIREFAMTFATEASLLAGTSVSRFWIFSQVPGHGPNLRLSNLT
 RASFVSHYILQKYCSVKPCTKQLHLTLAHKFYPHHQRTLEQLARAIPLGHSCQWTAAALYSRDMRFVHYQT
 LRVLFQYKPQNVDELTLSPGDYIFVDPTQQDEASEGWVIGISQRTGCRGFLPENYDRASESDTWVKHRM
 YTFSLATDLNSRKDGEASSRCSGEFLPQTARLSSLQALQATVARKSVLVVRHGERVDQIFGKAWLQQCS
 TPDGKYRPDLNFPCLPRRSRGIKDFENDPPLSSCGIFQSRIAGDALLDSGIRISSVFASPALRCVQTA
 KLILEELKLEKKIKIRVEPGIFEWTKWEAGKTTPTLMSLEELKEANFNIDTDYRPAFPLSALMPAESYQE
 YMDRCTASMVQIVNTCPQDTGVILIVSHGSTLDSCTRPLLGLPPRECQDFAQLVRKIPSLGMCFCEENKE
 EGKWELVNPPVKTLTHGANAAFNRNWIISGN

TRTRPLEQKLISEEDLAANDILDYKDDDDKV

Chromatograms: https://cdn.origene.com/chromatograms/mg2901_b02.zip

Restriction Sites: SgfI-MluI

Cloning Scheme:



ACCN: NM_018961

ORF Size: 1983 bp

OTI Disclaimer: The molecular sequence of this clone aligns with the gene accession number as a point of reference only. However, individual transcript sequences of the same gene can differ through naturally occurring variations (e.g. polymorphisms), each with its own valid existence. This clone is substantially in agreement with the reference, but a complete review of all prevailing variants is recommended prior to use. [More info](#)

OTI Annotation: This clone was engineered to express the complete ORF with an expression tag. Expression varies depending on the nature of the gene.

Components: The ORF clone is ion-exchange column purified and shipped in a 2D barcoded Matrix tube containing 10ug of transfection-ready, dried plasmid DNA (reconstitute with 100 ul of water).

Reconstitution Method:

1. Centrifuge at 5,000xg for 5min.
2. Carefully open the tube and add 100ul of sterile water to dissolve the DNA.
3. Close the tube and incubate for 10 minutes at room temperature.
4. Briefly vortex the tube and then do a quick spin (less than 5000xg) to concentrate the liquid at the bottom.
5. Store the suspended plasmid at -20°C. The DNA is stable for at least one year from date of shipping when stored at -20°C.

RefSeq: [NM_018961.4](#)

RefSeq Size: 2492 bp

RefSeq ORF: 1986 bp

Locus ID: 53347

UniProt ID: [P57075](#)

Cytogenetics: 21q22.3

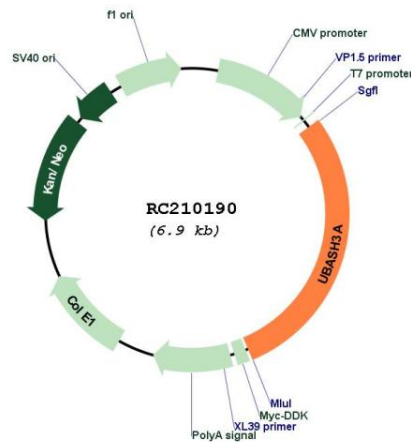
Domains: UBA, PGAM, SH3

Protein Families: Druggable Genome


MW: 73.9 kDa

Gene Summary: This gene encodes one of two family members belonging to the T-cell ubiquitin ligand (TULA) family. Both family members can negatively regulate T-cell signaling. This family member can facilitate growth factor withdrawal-induced apoptosis in T cells, which may occur via its interaction with AIF, an apoptosis-inducing factor. Alternative splicing of this gene results in multiple transcript variants. [provided by RefSeq, Aug 2011]

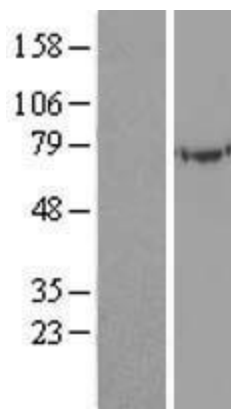
Product images:




Circular map for RC210190



HEK293T cells were transfected with the pCMV6-ENTRY control (Cat# [PS100001], Left lane) or pCMV6-ENTRY UBASH3A (Cat# RC210190, Right lane) cDNA for 48 hrs and lysed. Equivalent amounts of cell lysates (5 ug per lane) were separated by SDS-PAGE and immunoblotted with anti-UBASH3A (Cat# [TA809272])(1:2000). Positive lysates [LY412849] (100ug) and [LC412849] (20ug) can be purchased separately from OriGene.



Western blot validation of overexpression lysate (Cat# [LY412849]) using anti-DDK antibody (Cat# [TA50011-100]). Left: Cell lysates from untransfected HEK293T cells; Right: Cell lysates from HEK293T cells transfected with RC210190 using transfection reagent MegaTran 2.0 (Cat# [TT210002]).



Coomassie blue staining of purified UBASH3A protein (Cat# [TP310190]). The protein was produced from HEK293T cells transfected with UBASH3A cDNA clone (Cat# RC210190) using MegaTran 2.0 (Cat# [TT210002]).