

## Product datasheet for **RC209967**

### **RIPK5 (DSTYK) (NM\_015375) Human Tagged ORF Clone**

#### **Product data:**

Product Type:	Expression Plasmids
Product Name:	RIPK5 (DSTYK) (NM_015375) Human Tagged ORF Clone
Tag:	Myc-DDK
Symbol:	RIPK5
Synonyms:	CAKUT1; DustyPK; HDCMD38P; RIP5; RIPK5; SPG23
Mammalian Cell Selection:	Neomycin
Vector:	pCMV6-Entry (PS100001)
E. coli Selection:	Kanamycin (25 ug/mL)



[View online »](#)

**ORF Nucleotide Sequence:**

>RC209967 ORF sequence  
 Red=Cloning site Blue=ORF Green=Tags(s)

TTTTGTAATACGACTCACTATAGGGCGGCCGGGAATTCGTCGACTGGATCCGGTACCGAGGAGATCTGCC  
 GCC**CGGATCGCC**

ATGGAGGGCGACGGGTGCCATGGGGCAGCGAGCCGCTCTGGGTCCCGCCCCGGCGGGCGGGAATGA  
 TCCGCGAGCTGTCCGGGGCTTCGGCCGCTACCGCCGCTACCTGGGACGGCTGCGACAGAACCTGCGCGA  
 GACCCAGAAGTTCTTCCGCGACATCAAGTGCTCCACACAACCACACTTGTCTCTCCTCCCTCACGGCGGC  
 GGCGGGCCGAGCGGGCCCTGCAGGCGATGTCGCCGAAACCGGGCTGCAGGCGGGCCAACCTGAGCTGCA  
 TTTCTTCCACCTAAGGAAGAGAAGTACCTCCAGCAGATTGTGGACTGCCTCCCTTGCATACTGATCCT  
 CGGCCAGGATTGTAACGTCAAGTGCCAGCTGTTGAATCTGCTGTTGGGGTGCAGGTGCTTCCACCACC  
 AAGCTGGCAGTGAGGAGAGCTGAAGCTTCGGCGCCTCCGCTTACCTATGGGACTCAGACTCGGGTCA  
 GCCTGGCGCTCCCTGGACAGTATGAACTAGTGCACACGCTGGTTGCTCATCAGGGCAACTGGGAGACCAT  
 CCCTGAGGAGGATCTGGAGGTCCAAGAGAACAATGAGGATGCTGCTCATGTTTTAGCGGAACTGGAGGTA  
 ACGATGCACCATGCTCTTACAGGAAGTGGACGTTGTGGTAGCACCATGCCAAGGCCTCCGGCCCCACAG  
 TGGATGTTCTGGGTGACTTGGTGAATGATTTCTTGCCTGCGATAACCTATGCACTCCACAAGATGAACT  
 CTCTGAGAGGGATGAGCAAGAGCTTCAGGAAATCCGAAAGTATTTCTCCTTCTGTATTCTTTTCAA  
 GTGCCGAAACTGGGCTCGGAGATAATAGACTCCTCAACCAGGAGAATGGAGAGCGAAAGATCACCCTTT  
 ATCGCCAGCTAATTGACCTGGGCTATCTGAGCAGCAGTCACTGGAACGTGGGGCTCCTGGCCAGGATAC  
 TAAAGCTCAGAGCATGTTGGTGGAAACAGAGTGAAGCTGAGACACTTGGACACATTTTCTACCAGGTG  
 TTACAGACTCGCTGGTGGATGCAGCCAAGGCCCTGAACCTGGTGCCTGCCACTGCCTTGCATCTTTA  
 TTAACCAGGCATTTGACATGCAGCGGGACCTGCAGATCACTCCAAACGTCTGGAATATACTCGAAAAA  
 GGAGAATGAGTTGTATGAATCATTGATGAATATTGCCAACCGAAAGCAGGAGGAAATGAAGGATATGATT  
 GTTGAGACACTTAATACCATGAAGGAGGAACCTTGGATGATGCTACTAACATGGAGTTTAAAGCGTCA  
 TTGTCCCTGAGAAATGGAGAACCAGTAGGCACCAGAGAGATCAAATGCTGCATCCGACAGATCCAGGAACT  
 CATCATCTCCCGACTTAATCAGGCAGTGGCTAATAAGCTGATCAGCTCAGTGGATTACCTGAGGGAAAGC  
 TTCGTCGGAACCTGGAACGATGTCTGCAGAGCCTGGAGAAGTCTCAGGATGTCTCAGTTCACATCACCA  
 GTAATTATCTCAAACAGATCTTAAATGCTGCCTATCATGTTGAAGTCACGTTTCACTCAGGGTCGTGAGT  
 TACAAGGATGCTATGGGAGCAAATCAAACAGATCATCCAGCGCATCACATGGGTGAGCCACCTGCCATC  
 ACTCTGGAATGGAAGAGGAAGGTGGCCAGGAAGCCATTGAGAGCCTCAGCGCCTCCAAATTGGCTAAGA  
 GCATTTGCAGCCAATTCGGACTCGGCTCAATAGTTCCACGAGGCTTTTGCAGCCTCCTTGGCGCAGCT  
 GGAAGCTGGCCACTCAGGCCGGTTAGAGAAAACGGAAGATCTATGGCTGAGGGTTTCGAAAAGATCATGCT  
 CCCCCTGGCCCGCCTTCTCTGGAAAGCCGTTCTTTACAGGATGTCTTGTTCATCGTAAACCTAAAC  
 TGGGACAGGAACTGGGCCGGGGCCAGTATGGTGTGGTATACCTGTGTGACAACCTGGGAGGACACTTTCC  
 TTGTGCCCTCAAATCAGTTGTCCCTCCAGATGAGAAGCACTGGAATGATCTGGCTTTGGAATTTCACTAT  
 ATGAGGTCTCTGCCAAGCATGAGCGATTGGTGGATCTCCATGGTTCAGTATTGACTACAACATATGGTG  
 GTGGCTCCAGCATTGCTGTGCTCCTCATTATGGAGCGGCTACACCGGGATCTCTACACAGGGCTGAAGGC  
 TGGGCTGACCTGGAGACACGTTTGCAGATAGCACTAGATGTGGTGGAGGGAATCCGCTTCTGCACAGC  
 CAGGGACTTGCCATCGTGATATCAAACCTGAAAAATGTGCTGCTGGATAAGCAGAACCCTGCCAAGATCA  
 CTGACTTAGGATTCTGCAAGCCAGAGGCCATGATGTCAGGCAGCATTGTGGGGACACCAATCCATATGGC  
 CCCTGAACTTTTACAGGGAAGTACGATAATCCGTGGATGTCTACGCTTTTGGAAATCTTTTCTGGTAT  
 ATCTGCTCAGGCTCTGTCAAGCTCCCTGAGGCATTTGAGAGGTGTGCTAGCAAAGACCATCTCTGGAACA  
 ATGTGCGGAGGGGGCTCGCCAGAACGCTTCTCTGTGTTTGTGAGGAGTGTGTCAGTGTGAGGAGC  
 CTGTTGGGATGGCGACCCCTTGAAGAGGCCTCTTTGGGCATTGTCCAGCCCATGCTCCAGGGCATCATG  
 AATCGGCTCTGCAAGTCAAATTCTGAGCAGCCAAACAGAGGACTAGATGATTCTACT

**ACGCGT**ACGCGGCCGCTCGAGCAGAAACTCATCTCAGAAGAGGATCTGGCAGCAAATGATATCCTGGATT  
 ACAAGGATGACGACGATAAGGTTTAA

**Protein Sequence:** >RC209967 protein sequence  
 Red=Cloning site Green=Tags(s)

```
MEGDGVPWGSEPVSGPGGGGMIRELCRGFGRYRRYLGRRLRQNLRETQKFFRDIKCSHNHTCLSSLTGG
GGAERGPAGDVAETGLQAGQLSCISFPPKEEKYLQQIVDCLPCILILGQDCNVKQQLNLLLGVQVLPPT
KLGSEESCKLRRLRFTYGTQTRVSLALPGQYELVHTLVAHQGNWETIPEEDLEVQENNEDAAHVLAELV
TMHHALLQEVDVVVAPCQGLRPTVDVLGDLVNDFLPAITYALHKDELSEDEQELQEIRKYFSFPVFFFK
VPKLGSEIIDSSTRMESESRPLYRQLIDLGYLSSSHWNCGAPGQDTKAQSMLEQSEKLRHLSTFSHQV
LQTRLVDAAKALNLVHCHCLDIFINQAFDMQRDLQITPKRLEYTRKKENELYESLMNIANRKQEEMKDMI
VETLNTMKEELDDATNMEFKDIVPENGEVGTREIKCCIRIQELIISRLNQAVANKLISSVDYLRES
FVGTLEQLQSLEKSDVSVHITSNYLKQILNAAHYHVEVTFHSGSSVTRMLWEQIKQIIQRITWVSPPAI
TLEWKRKVAQEAIESLSASKLAKSICSQFRTLNSHEAFAASLRQLEAGHSGRLEKTEDLWLRVRKDHA
PRLARLSLESRLQDVLHHRKPKLQELGRGQYGVVYLCDNWGGHFPCALKSVVPPDEKHWNDLALEFHY
MRSLPKHERLVDLHGSVIDYNYGGGSSIAVLLIMERLHRDLTYGLKAGLTLETRLQIALDVVEGIRFLHS
QQLVHRDIKLNKLVLLDKQNAKIDLGFCKPEAMMSGSI VGTPIHMAPELFTGKYDNSVDVYAFGILFWY
ICSGSVKLEAFERCASKDHLWNNVRRGARPERLPVFDEECWQLMEACWDGDPLKRPLLGIVQPMQLGIM
NRLCKSNSEQPNRGLDDST
```

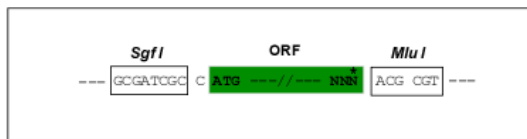
TRTRPLEQKLISEEDLAANDILDYKDDDDKV

**Chromatograms:** [https://cdn.origene.com/chromatograms/mk6201\\_b11.zip](https://cdn.origene.com/chromatograms/mk6201_b11.zip)

**Restriction Sites:** SgfI-MluI

**Cloning Scheme:**

Cloning sites used for ORF Shuttling:



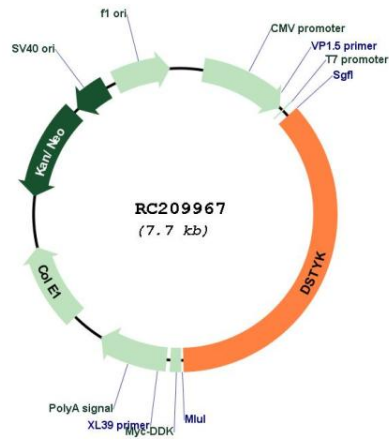
\* The last codon before the Stop codon of the ORF

**ACCN:** NM\_015375

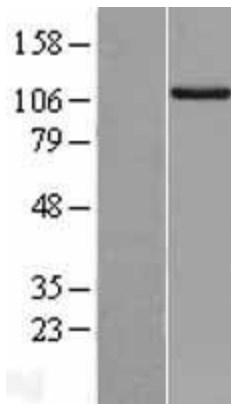
**ORF Size:** 2787 bp

<b>OTI Disclaimer:</b>	The molecular sequence of this clone aligns with the gene accession number as a point of reference only. However, individual transcript sequences of the same gene can differ through naturally occurring variations (e.g. polymorphisms), each with its own valid existence. This clone is substantially in agreement with the reference, but a complete review of all prevailing variants is recommended prior to use. <a href="#">More info</a>
<b>OTI Annotation:</b>	This clone was engineered to express the complete ORF with an expression tag. Expression varies depending on the nature of the gene.
<b>Components:</b>	The ORF clone is ion-exchange column purified and shipped in a 2D barcoded Matrix tube containing 10ug of transfection-ready, dried plasmid DNA (reconstitute with 100 ul of water).
<b>Reconstitution Method:</b>	<ol style="list-style-type: none"><li>1. Centrifuge at 5,000xg for 5min.</li><li>2. Carefully open the tube and add 100ul of sterile water to dissolve the DNA.</li><li>3. Close the tube and incubate for 10 minutes at room temperature.</li><li>4. Briefly vortex the tube and then do a quick spin (less than 5000xg) to concentrate the liquid at the bottom.</li><li>5. Store the suspended plasmid at -20°C. The DNA is stable for at least one year from date of shipping when stored at -20°C.</li></ol>
<b>RefSeq:</b>	<a href="#">NM_015375.3</a>
<b>RefSeq Size:</b>	7926 bp
<b>RefSeq ORF:</b>	2790 bp
<b>Locus ID:</b>	25778
<b>UniProt ID:</b>	<a href="#">Q6XUX3</a>
<b>Cytogenetics:</b>	1q32.1
<b>Protein Families:</b>	Druggable Genome, Protein Kinase
<b>MW:</b>	105.2 kDa
<b>Gene Summary:</b>	This gene encodes a dual serine/threonine and tyrosine protein kinase which is expressed in multiple tissues. It is thought to function as a regulator of cell death. Multiple transcript variants encoding different isoforms have been found for this gene. [provided by RefSeq, Dec 2008]


Product images:



Circular map for RC209967



Western blot validation of overexpression lysate (Cat# [LY402430]) using anti-DDK antibody (Cat# [TA50011-100]). Left: Cell lysates from untransfected HEK293T cells; Right: Cell lysates from HEK293T cells transfected with RC209967 using transfection reagent MegaTran 2.0 (Cat# [TT210002]).



Coomassie blue staining of purified DSTYK protein (Cat# [TP309967]). The protein was produced from HEK293T cells transfected with DSTYK cDNA clone (Cat# RC209967) using MegaTran 2.0 (Cat# [TT210002]).