OriGene Technologies, Inc.
9620 Medical Center Drive, Ste 200
Rockville, MD 20850, US
Phone: +1-888-267-4436
https://www.origene.com
techsupport@origene.com
EU: info-de@origene.com
CN: techsupport@origene.cn

Product datasheet for RC209932

Cezanne (OTUD7B) (NM_020205) Human Tagged ORF Clone

Product data:

Product Type:	Expression Plasmids
Product Name:	Cezanne (OTUD7B) (NM_020205) Human Tagged ORF Clone
Tag:	Myc-DDK
Symbol:	Cezanne
Synonyms:	CEZANNE; ZA20D1
Mammalian Cell Selection:	Neomycin
Vector:	pCMV6-Entry (PS100001)
E. coli Selection:	Kanamycin (25 ug/mL)

View online »

This product is to be used for laboratory only. Not for diagnostic or therapeutic use.
©2023 OriGene Technologies, Inc., 9620 Medical Center Drive, Ste 200, Rockville, MD 20850, US

ORF Nucleotide Sequence:

>RC209932 ORF sequence
Red=Cloning site Blue=ORF Green=Tags(s)

TTTTGTAATACGACTCACTATAGGGCGGCCGGGAATTCGTCGACTGGATCCGGTACCGAGGAGATCTGCC
GCCGCGATCGCC

ATGACCCTGGACATGGATGCTGTTCTGTCAGATTTTGTCCGTTCCACAGGAGCAGAGCCAGGGCTAGCGC
GAGATCTCCTAGAAGGAAAGAATTGGGATGTGAATGCCGCCCTCAGTGATTTTGAACAGCTACGTCAAGT
CCATGCTGGAAACCTACCCCCATCCTTTAGTGAGGGGAGTGGTGGCTCCAGGACCCCTGAAAAAGGGTTT
TCTGACAGAGAGCCTACTCGCCCTCCCCGACCCATCCTCCAGCGGCAGGATGACATCGTTCAAGAAAAAC
GCCTGTCTAGGGGCATCTCCCACGCCAGCTCCAGCATTGTTTCCCTGGCCCGGTCCCATGTCTCCTCCAA
TGGTGGGGGTGGGGGGAGCAATGAGCACCCCCTGGAAATGCCCATCTGTGCCTTCCAGCTTCCAGATCTC
ACTGTATACAATGAAGACTTCCGCAGCTTCATAGAGAGAGACCTCATTGAGCAGTCCATGCTGGTTGCCT
TGGAACAGGCAGGGCGTTTGAACTGGTGGGTGAGTGTGGATCCCACCTCTCAGAGGCTGCTTCCTTTGGC
AACTACTGGAGATGGGAACTGCCTCCTGCATGCAGCCTCCCTTGGAATGTGGGGTTTCCATGATCGGGAC
TTGATGCTGCGGAAAGCTTTGTATGCACTGATGGAGAAGGGAGTTGAGAAGGAAGCGTTGAAAAGGCGCT
GGAGGTGGCAGCAGACACAGCAGAATAAAGAGTCAGGGCTGGTATACACAGAAGATGAATGGCAGAAGGA
GTGGAATGAACTGATCAAGCTTGCCTCAAGTGAACCCCGAATGCATCTAGGTACCAATGGAGCCAACTGT
GGTGGGGTGGAGAGTTCTGAGGAGCCTGTATATGAGAGCCTTGAAGAGTTTCACGTCTTTGTCCTTGCTC
ATGTGCTTAGGAGGCCCATAGTCGTCGTGGCAGACACCATGCTGAGGGACTCCGGAGGGGAAGCATTTGC
CCCTATTCCCTTTGGAGGAATCTATCTGCCTTTGGAGGTCCCAGCCAGCCAGTGTCACCGCTCCCCTCTG
GTGCTCGCCTATGATCAGGCCCACTTTTCTGCACTCGTGTCCATGGAGCAGAAGGAGAATACCAAGGAAC
AAGCTGTGATCCCACTTACAGATTCAGAGTATAAGCTGCTGCCCTTGCACTTTGCTGTGGACCCTGGAAA
GGGCTGGGAGTGGGGCAAAGATGATAGTGACAATGTCCGATTGGCCAGTGTAATTCTGTCCCTAGAGGTC
AAATTGCATCTGCTGCATAGCTACATGAATGTGAAGTGGATCCCACTGTCCTCTGATGCACAGGCTCCTC
TGGCCCAGCCTGAGTCCCCCACCGCCTCAGCTGGAGATGAGCCCCGGTCCACTCCTGAGTCTGGAGACTC
AGACAAGGAGTCAGTTGGCAGCAGTTCCACCAGCAACGAGGGCGGCCGGCGGAAGGAGAAGTCAAAGCGA
GATCGGGAGAAGGACAAGAAGAGAGCAGATTCTGTGGCTAACAAACTGGGCAGCTTTGGCAAAACCTTGG
GCAGCAAGCTCAAGAAGAACATGGGGGGCCTGATGCACAGCAAGGGTTCAAAGCCTGGAGGGGTGGGGAC
AGGGTTGGGAGGAAGCAGCGGCACTGAGACACTGGAGAAGAAGAAGAAAAACTCACTGAAGAGCTGGAAG
GGTGGCAAGGAGGAGGCAGCTGGGGATGGGCCTGTGTCTGAGAAGCCCCCAGCTGAGTCTGTTGGTAACG
GAGGGAGCAAGTATAGCCAGGAGGTGATGCAGAGCCTGAGCATTCTGAGGACTGCCATGCAAGGGGAGGG
GAAGTTTATTTTTGTTGGAACCCTGAAGATGGGTCACCGTCACCAGTATCAGGAGGAAATGATCCAGCGC
TACCTTTCTGATGCTGAGGAGAGATTCCTGGCAGAACAGAAGCAGAAGGAGGCAGAGAGGAAGATCATGA
ATGGAGGAATAGGGGGTGGCCCTCCTCCAGCCAAAAAGCCAGAGCCAGATGCTAGGGAAGAGCAGCCGAC
CGGTCCCCCAGCAGAGTCCAGGGCAATGGCATTTTCCACTGGCTACCCTGGGGACTTTACTATCCCTCGG
CCGTCTGGGGGCGGAGTCCACTGCCAGGAACCCCGGAGGCAGTTGGCAGGGGGTCCATGTGTCGGGGGCC
TACCACCATATGCCACCTTCCCCAGACAGTGCCCTCCTGGGCGACCCTACCCCCACCAGGACAGCATCCC
TTCTCTGGAGCCAGGCAGCCACTCTAAGGATGGACTTCACAGGGGTGCCTTGTTACCACCCCCCTACCGA
GTGGCTGATTCCTATAGCAATGGCTACAGAGAGCCCCCTGAGCCAGATGGATGGGCTGGAGGTCTCCGGG
GCCTTCCCCCAACTCAGACCAAATGCAAACAACCGAACTGCAGCTTCTATGGACACCCTGAGACAAACAA
CTTCTGTTCCTGTTGTTACAGGGAAGAACTGAGGAGGAGGGAGCGGGAACCGGATGGGGAGCTCCTGGTG
CACAGGTTC

ACGCGTACGCGGCCGCTCGAGCAGAAACTCATCTCAGAAGAGGATCTGGCAGCAAATGATATCCTGGATT
ACAAGGATGACGACGATAAGGTTTAA

This product is to be used for laboratory only. Not for diagnostic or therapeutic use.
©2023 OriGene Technologies, Inc., 9620 Medical Center Drive, Ste 200, Rockville, MD 20850, US

Protein Sequence:

>RC209932 protein sequence
Red=Cloning site Green=Tags(s)

MTLDMDAVLSDFVRSTGAEPGLARDLLEGKNWDVNAALSDFEQLRQVHAGNLPPSFSEGSGGSRTPEKGF
SDREPTRPPRPILQRQDDIVQEKRLSRGISHASSSIVSLARSHVSSNGGGGGSNEHPLEMPICAFQLPDL
TVYNEDFRSFIERDLIEQSMLVALEQAGRLNWWVSVDPTSQRLLPLATTGDGNCLLHAASLGMWGFHDRD
LMLRKALYALMEKGVEKEALKRRWRWQQTQQNKESGLVYTEDEWQKEWNELIKLASSEPRMHLGTNGANC
GGVESSEEPVYESLEEFHVFVLAHVLRRPIVVVADTMLRDSGGEAFAPIPFGGIYLPLEVPASQCHRSPL
VLAYDQAHFSALVSMEQKENTKEQAVIPLTDSEYKLLPLHFAVDPGKGWEWGKDDSDNVRLASVILSLEV
KLHLLHSYMNVKWIPLSSDAQAPLAQPESPTASAGDEPRSTPESGDSDKESVGSSSTSNEGGRRKEKSKR
DREKDKKRADSVANKLGSFGKTLGSKLKKNMGGLMHSKGSKPGGVGTGLGGSSGTETLEKKKKNSLKSWK
GGKEEAAGDGPVSEKPPAESVGNGGSKYSQEVMQSLSILRTAMQGEGKFIFVGTLKMGHRHQYQEEMIQR
YLSDAEERFLAEQKQKEAERKIMNGGIGGGPPPAKKPEPDAREEQPTGPPAESRAMAFSTGYPGDFTIPR
PSGGGVHCQEPRRQLAGGPCVGGLPPYATFPRQCPPGRPYPHQDSIPSLEPGSHSKDGLHRGALLPPPYR
VADSYSNGYREPPEPDGWAGGLRGLPPTQTKCKQPNCSFYGHPETNNFCSCCYREELRRREREPDGELLV
HRF

TRTRPLEQKLISEEDLAANDILDYKDDDDKV

Chromatograms: https://cdn.origene.com/chromatograms/mk6366_h11.zip

Restriction Sites: SgfI-MluI

Cloning Scheme:

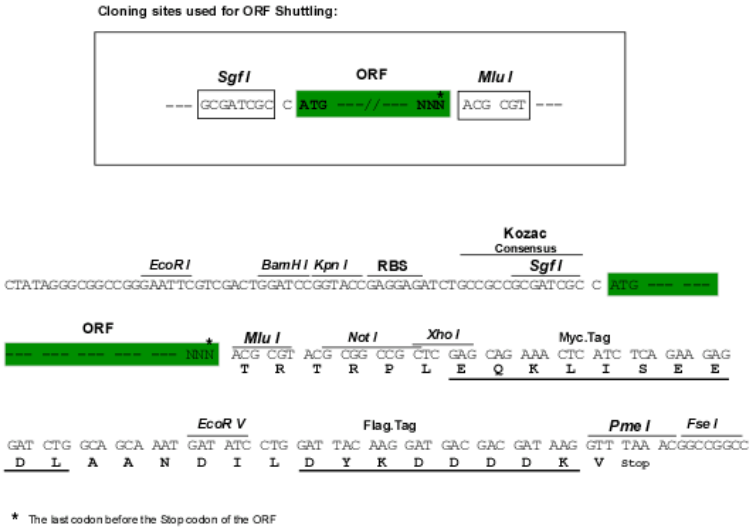

This product is to be used for laboratory only. Not for diagnostic or therapeutic use.
©2023 OriGene Technologies, Inc., 9620 Medical Center Drive, Ste 200, Rockville, MD 20850, US

ACCN:	NM_020205
ORF Size:	2529 bp
OTI Disclaimer:	The molecular sequence of this clone aligns with the gene accession number as a point of reference only. However, individual transcript sequences of the same gene can differ through naturally occurring variations (e.g. polymorphisms), each with its own valid existence. This clone is substantially in agreement with the reference, but a complete review of all prevailing variants is recommended prior to use. More info
OTI Annotation:	This clone was engineered to express the complete ORF with an expression tag. Expression varies depending on the nature of the gene.
Components:	The ORF clone is ion-exchange column purified and shipped in a 2D barcoded Matrix tube containing 10ug of transfection-ready, dried plasmid DNA (reconstitute with 100 ul of water).
Reconstitution Method:	1. Centrifuge at 5,000xg for 5min. 2. Carefully open the tube and add 100ul of sterile water to dissolve the DNA. 3. Close the tube and incubate for 10 minutes at room temperature. 4. Briefly vortex the tube and then do a quick spin (less than 5000xg) to concentrate the liquid at the bottom. 5. Store the suspended plasmid at -20°C. The DNA is stable for at least one year from date of shipping when stored at -20°C.
RefSeq:	NM_020205.4
RefSeq Size:	6415 bp
RefSeq ORF:	2532 bp
Locus ID:	56957
UniProt ID:	Q6GQQ9
Cytogenetics:	1q21.2
MW:	92.5 kDa
Gene Summary:	Negative regulator of the non-canonical NF-kappa-B pathway that acts by mediating deubiquitination of TRAF3, an inhibitor of the NF-kappa-B pathway, thereby acting as a negative regulator of B-cell responses. In response to non-canonical NF-kappa-B stimuli, deubiquitinates 'Lys-48'-linked polyubiquitin chains of TRAF3, preventing TRAF3 proteolysis and over-activation of non-canonical NF-kappa-B. Negatively regulates mucosal immunity against infections (By similarity). Deubiquitinates ZAP70, and thereby regulates T cell receptor (TCR) signaling that leads to the activation of NF-kappa-B (PubMed:26903241). Plays a role in T cell homeostasis and is required for normal T cell responses, including production of IFNG and IL2 (By similarity). Mediates deubiquitination of EGFR (PubMed:22179831). Has deubiquitinating activity toward 'Lys-11', 'Lys-48' and 'Lys-63'-linked polyubiquitin chains (PubMed:27732584). Has a much higher catalytic rate with 'Lys-11'-linked polyubiquitin chains (in vitro); however the physiological significance of these data are unsure (PubMed:27732584). Hydrolyzes both linear and branched forms of polyubiquitin.[UniProtKB/Swiss-Prot Function]

This product is to be used for laboratory only. Not for diagnostic or therapeutic use.
©2023 OriGene Technologies, Inc., 9620 Medical Center Drive, Ste 200, Rockville, MD 20850, US

Product images:

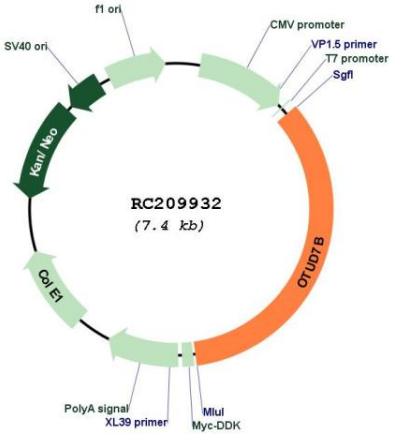

Circular map for RC209932

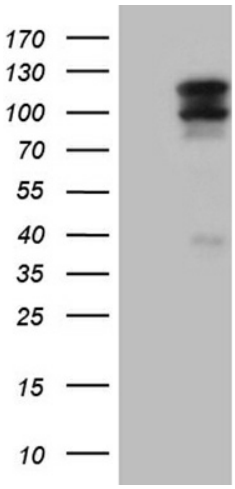

HEK293T cells were transfected with the pCMV6-ENTRY control (Cat# [PS100001], Left lane) or pCMV6-ENTRY OTUD7B (Cat# RC209932, Right lane) cDNA for 48 hrs and lysed. Equivalent amounts of cell lysates (5 ug per lane) were separated by SDS-PAGE and immunoblotted with anti-OTUD7B (Cat# [TA809496])(1:2000). Positive lysates [LY412591] (100ug) and [LC412591] (20ug) can be purchased separately from OriGene.

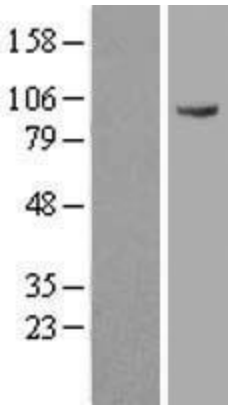

Western blot validation of overexpression lysate (Cat# [LY412591]) using anti-DDK antibody (Cat# [TA50011-100]). Left: Cell lysates from un-transfected HEK293T cells; Right: Cell lysates from HEK293T cells transfected with RC209932 using transfection reagent MegaTran 2.0 (Cat# [TT210002]).

This product is to be used for laboratory only. Not for diagnostic or therapeutic use.
©2023 OriGene Technologies, Inc., 9620 Medical Center Drive, Ste 200, Rockville, MD 20850, US

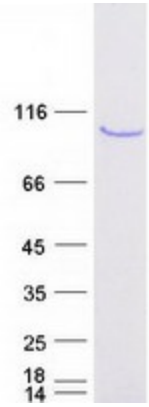

Coomassie blue staining of purified OTUD7B protein (Cat# [TP309932]). The protein was produced from HEK293T cells transfected with OTUD7B cDNA clone (Cat# RC209932) using MegaTran 2.0 (Cat# [TT210002]).

This product is to be used for laboratory only. Not for diagnostic or therapeutic use.
©2023 OriGene Technologies, Inc., 9620 Medical Center Drive, Ste 200, Rockville, MD 20850, US