

Product datasheet for **RC209807**

ZNF706 (NM_016096) Human Tagged ORF Clone

Product data:

Product Type: Expression Plasmids
Product Name: ZNF706 (NM_016096) Human Tagged ORF Clone
Tag: Myc-DDK
Symbol: ZNF706
Synonyms: HSPC038; PNAS-106; PNAS-113
Mammalian Cell Selection: Neomycin
Vector: pCMV6-Entry (PS100001)
E. coli Selection: Kanamycin (25 ug/mL)
ORF Nucleotide Sequence: >RC209807 ORF sequence
Red=Cloning site Blue=ORF Green=Tags(s)

TTTGTAAATACGACTCACTATAGGGCGGCCGGAATTCGTCGACTGGATCCGGTACCGAGGAGATCTGCC
GCC**CGATCGC**

ATGGCTCGTGGACAGCAGAAAAATTCAGTCTCAGCAGAAAAATGCCAAAAGCAAGCTGGACAAAAGAAGA
AACAAGGACATGACCAAAAGGCTGCTGCCAAAGCTGCCTTAATATATACCTGCACTGTCTGTAGGACACA
AATGCCAGACCCTAAGACCTTCAAGCAGCACTTTGAGAGCAAGCATCCTAAGACTCCACTTCCTCCAGAA
TTAGCTGATGTTTCAGGCA

ACGCGTACGCGGCCGCTCGAGCAGAACTCATCTCAGAAGAGGATCTGGCAGCAAATGATATCCTGGATT
ACAAGGATGACGACGATAAGGTTTAA

Protein Sequence: >RC209807 protein sequence
Red=Cloning site Green=Tags(s)

MARGQQKIQSQQKNAKKQAGQKKQGHQKAAAKAALIYCTVCRTQMPDPKTFKQHFESKHPKTPLPPE
LADVQA

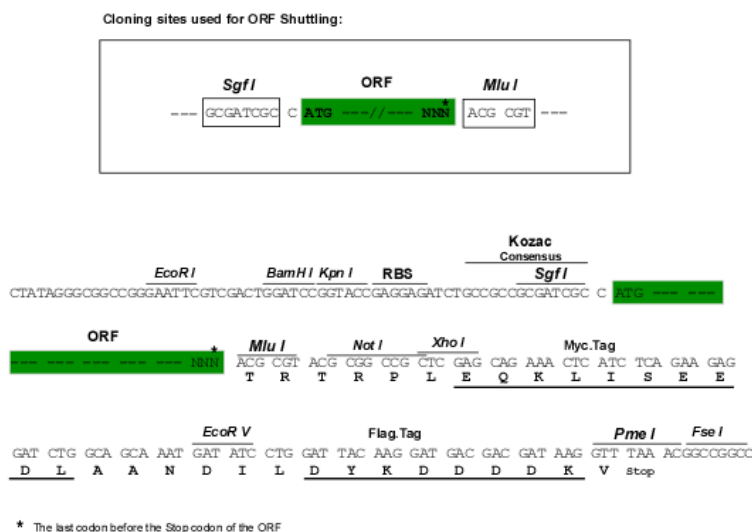
TRTRPLE**QKLISEEDLA**NDILDYKDDDDKV

Chromatograms: https://cdn.origene.com/chromatograms/mk6358_h03.zip

Restriction Sites: SgfI-MluI



[View online »](#)

Cloning Scheme:


ACCN: NM_016096

ORF Size: 228 bp

OTI Disclaimer: The molecular sequence of this clone aligns with the gene accession number as a point of reference only. However, individual transcript sequences of the same gene can differ through naturally occurring variations (e.g. polymorphisms), each with its own valid existence. This clone is substantially in agreement with the reference, but a complete review of all prevailing variants is recommended prior to use. [More info](#)

OTI Annotation: This clone was engineered to express the complete ORF with an expression tag. Expression varies depending on the nature of the gene.

Components: The ORF clone is ion-exchange column purified and shipped in a 2D barcoded Matrix tube containing 10ug of transfection-ready, dried plasmid DNA (reconstitute with 100 ul of water).

Reconstitution Method:

1. Centrifuge at 5,000xg for 5min.
2. Carefully open the tube and add 100ul of sterile water to dissolve the DNA.
3. Close the tube and incubate for 10 minutes at room temperature.
4. Briefly vortex the tube and then do a quick spin (less than 5000xg) to concentrate the liquid at the bottom.
5. Store the suspended plasmid at -20°C. The DNA is stable for at least one year from date of shipping when stored at -20°C.

RefSeq: [NM_016096.5](#)

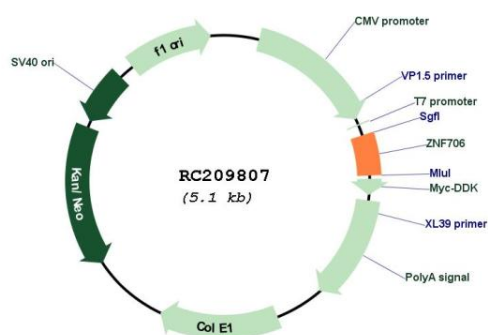
RefSeq Size: 2755 bp

RefSeq ORF: 231 bp


Locus ID: 51123

UniProt ID:	<u>Q9Y5V0</u>
Cytogenetics:	8q22.3
Domains:	zf-C2H2
MW:	8.5 kDa
Gene Summary:	Transcription repressor involved in the exit of embryonic stem cells (ESCs) from self-renewal. Acts by repressing expression of KLF4.[UniProtKB/Swiss-Prot Function]


Product images:



Circular map for RC209807



Western blot validation of overexpression lysate (Cat# [LY420951]) using anti-DDK antibody (Cat# [TA50011-100]). Left: Cell lysates from untransfected HEK293T cells; Right: Cell lysates from HEK293T cells transfected with [RC220360] using transfection reagent MegaTran 2.0 (Cat# [TT210002]).



Coomassie blue staining of purified ZNF706 protein (Cat# [TP309807]). The protein was produced from HEK293T cells transfected with ZNF706 cDNA clone (Cat# RC209807) using MegaTran 2.0 (Cat# [TT210002]).