

Product datasheet for RC209781

USP36 (NM_025090) Human Tagged ORF Clone

Product data:

| | |
|---------------------------|---|
| Product Type: | Expression Plasmids |
| Product Name: | USP36 (NM_025090) Human Tagged ORF Clone |
| Tag: | Myc-DDK |
| Symbol: | USP36 |
| Synonyms: | DUB1 |
| Mammalian Cell Selection: | Neomycin |
| Vector: | pCMV6-Entry (PS100001) |
| E. coli Selection: | Kanamycin (25 ug/mL) |
| ORF Nucleotide Sequence: | >RC209781 ORF sequence Red=Cloning site Blue=ORF Green=Tags(s) |

TTTTGTAATACGACTCACTATAGGGCGGCCGGAATTCGTCGACTGGATCCGGTACCGAGGAGATCTGCC
GCC**CGATCGCC**

ATGCCAATAGTGGATAAGTTGAAGGAGGCCCTGAAACCCGGCCGCAAGGACTCGGCTGATGATGGAGAAC
TGGGAAGCTTCTGCCTCCTCTGCCAAGAAGTCTTTTACAGAAAATCGAGTTCGAGCCAGCCAGCAA
GAGCTTCTCTACCAGCTGGAGGCCTTAAAGAGCAAATATGTGTTGCTCAACCCAAAACAGAGGGAGCT
AGTCGCCACAAGAGTGGAGATGACCCACCGCCGGGAGACAGGGCAGTGAGCACAGTATGAGAGCTGTG
GTGACGGAGTCCCAGCCCGCAGAAAGTCTTTTCCACGGAGCGACTGTCTCTGAGGTGGAGCGGGT
CTCCGGTGGGCGCAGGACTCCACAACCTTGGCAACACCTGCTTCTCAATGCCACCATCCAGTGCCTT
ACCTACACACCACCTCTAGCCAACCTACCTGCTCTCCAAGGAGCATGCTCGCAGCTGCCACCAGGGAAGCT
TCTGCATGCTGTGTGTCATGCAGAACCATATTGTCAGGCCTTCGCCAACAGCGGCAACGCCATCAAGCC
CGTCTCCTTATCCGAGACCTGAAAAAGATCGCCCGACACTTCCGCTTTGGGAACCAGGAGGACGCGCAT
GAGTTCCTGCGGTACACCATCGACGCCATGCAGAAAGCCTGCCTGAATGGCTGTGCCAAGTTGGATCGTC
AAACGCAGGCTACTACCTTGGTCCATCAAATTTTGGAGGGTATCTCAGATCACGCGTGAAGTGTCCGT
GTGCAAGAGCGTCTCGGACACCTACGACCCCTACTTGGACGTGCGCTGGAGATCCGGCAAGCTGCGAAT
ATTGTGCGTGTCTGAACTTTTTGTGAAAGCAGATGTCTGAGTGGAGAGAATGCCTACATGTGTGCTA
AATGCAAGAAGAAGTTCCAGCCAGCAAGCGCTTACCATCCACAGAACATCCAACGTCTTAACCCCTTTC
CCTCAAGCGCTTTGCCAACTTCAGCGGGGGAAGATCACCAAGGATGTAGGCTATCCGGAATTCCTCAAC
ATACGTCCTGATATGTCCAGAATAATGGTGATCCTGTGATGATGGACTCTATGCTGTCTGCTGCACT
CGGGCTACAGCTGCCATGCCGGGCACTATTACTGCTACGTGAAGGCAAGCAATGGACAGTGGTACCAGAT
GAATGATTCCTTGGTCCATTCCAGCAACGTCAAGGTGTTCTGAACCAGCAGGCCACTGCTGTCTAT
CTGCGAATTCAGGCTCTAAGAAAAGTCCCGAGGGCCTCATCTCCAGGACAGGCTCCTCCTCCCTCCCG
GCCGCCGAGTGTGATTCAGATCACTCCAAGAAGAACATCGGCAATGGGATTATTTCTCCCACTGAC
TGAAAGCGACAAGACTCTGGACGATGAAGAAGCCGACACCCTGAAGAGATTGGTGTGCCCATATCC



[View online »](#)

AGGAATGGCTCCACCCTGGGCTGAAGTCCCAGAACGGCTGCATTCTCCAAAGCTGCCCTCGGGTCCC
 CTTCCCCAAACTCTCCAGACACCCACACATGCCAACATCCTAGACGACCCCTGAAAAGAAGGTGAA
 GAAGCCAGCTCCTCCACAGCACTTTTCCCCAGAACTGCTCAGGGGCTGCCTGGGACCAGCAACTCGAAT
 AGCAGCAGATCTGGGAGCCAAAGGCAGGGCTCCTGGGACAGCAGGGATGTTGTCTCTACCTCACCTA
 AGCTCCTGGCTACAGCCACTGCCAACGGGATGGGCTGAAGGGGAACGACGAGAGCGCTGGCCTCGACAG
 GAGGGGCTCCAGCAGCTCCAGCCAGAGCACTCGGCCAGCAGTACTCCACCAAGGCCCCAGACCCCC
 AGGAGTGGAGCGGCCATCTCTGCGATTCTCAGGAAACGAACTGTTCCACCGCTGGCCACTCCAAAACGC
 CGCCAAGTGGAGCAGATTCTAAGACGGTGAAGCTGAAGTCCCCTGTCTGAGCAACACCACCACTGAGCC
 TGCAAGCACCATGTCTCCTCCACCAGCCAAAAAAGTGGCCCTTTCTGCCAAGAAGGCCAGCACCCCTGTGG
 AGGGCGACCGGAATGACCTCCGTCCACCTCCCCCTCACCATCCTCCGACCTCACCCACCCCATGAAAA
 CCTCTACCCCGTCGTTGCCTCCACTTGGCCCGTCCATAGAGCCAGGGCTGTGTACCTGCTCCCAATC
 ATCCAGCCGCTGCAACCCCTTCAGCCCCACCCACATTGCTGTCCAGTACCCCAAGCCCAAGG
 ACGTCAGAACCACGGAGTGTCTCTCCTCGACGGCGTGCCTCAGGTCAACGAGGACCTTGTGTCTC
 TTCCACACCAGTTGCCAGAGGCCAGTGAAGCCCCAGAGCCCTCTGAGAAGAGGAAAAAGACCTTTGT
 GGGAGAGCCGAGAGGCTGGGCTCAGAGACGCGCTCCACAGCACATCAGGGAGGCCACTGCGGCTCCC
 CACGGGAAGAGGAAGAGGAAGAAGAAGAGCGCCCGGAGGACACAGCTGCCAGCGCCCTGCAGGAGGGGC
 AGACACAGAGACAGCCTGGGAGCCCATGTACAGGAGGGAGGGCCAGGCACAGCTGCCCGCTGTACAGCG
 GCAGGAAGATGGCACACAGCCACAGGTGAATGGCCAGCAGGTGGGATGTGTTACGGACGGCCACCACGCG
 AGCAGCAGGAAGCGGAGGAGGAAAGGAGCAGAAGGTCTTGGTGAAGAAGCGGCCCTGCACCAGGACCCAC
 TTCGGCACAGTGTCTCCATGGGTGATGGTATCCAGAGGCCATGGAAGAGTCTCCAAGGAAAAAGAA
 AAAGAAAAAAGAAAGCAGGAGACACAGCGGCAGTAGAAGAGGATGGGCATCTCAAATGCCAAGGAGT
 GCCAAGCCCAAGATGCTGTTGTCCCGAGTCCAGCAGCTGCGCACCATCCGCGAATGGTGGTGTCTTG
 GGGACCGCATGGGGCTGAGCCAGGCCCTCCTGTGTCTTGAATGGAGAGCGGGAGTCTGATGTGGTCCA
 GGAATGCTCAAATACTCATCTGATAAAGCTTACGGGAGAAAAGTTCTGACCTGGGATGGCAAGATGTCTG
 GCGGTCAGTCAGGATGCTATTGAAGACAGCAGACAGGCCCGGACTGAGACCGTGGTTGATGACTGGGACG
 AAGAGTTTGACCGAGGGAAGGAAAAAGAAATTAATAAATTAAGAGAGAGAAGAGGAGAACTTCAACGC
 CTTCCAGAACTTCAGACTCGACGGAATTCTGGTCTGTGACTCACCCAGCAAAGGCTGCCAGCCTCAGC
 TATCGCCGC

AGCGGACCGACGCGTACGCGGCCGCTCGAGCAGAACTCATCTCAGAAGAGGATCTGGCAGCAAATGATATCC
 TGGATTACAAGGATGACGACGATAAGGTTTAA

Protein Sequence: >RC209781 protein sequence
 Red=Cloning site Green=Tags(s)

```

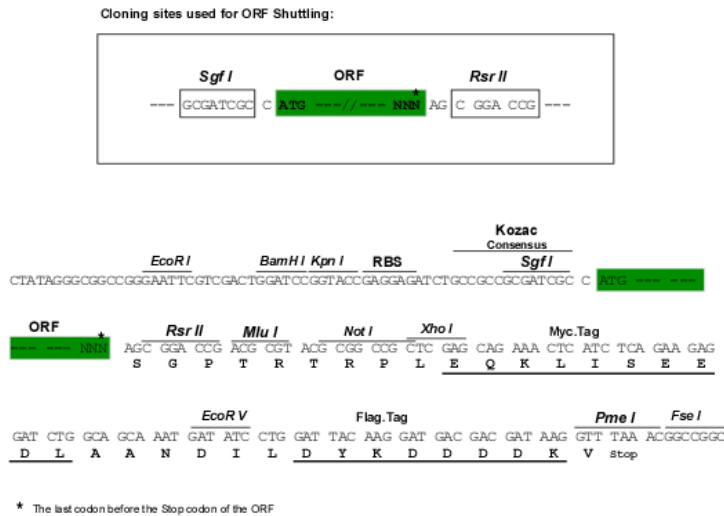
MPIVDKLKEALKPGRKDSADDGELGKLLASSAKVLLQKIEFEPASKSFSYQLEALKSKYVLLNPKTEGA
SRHKSGDDPPAGRQGEHTYESCVDGVPAPQKVLFPTEERLSLRWVFRVAGLHNLGNTCFLNATIQCL
TYTPPLANYLLSKEHARSCHQGSFCMLCVMQNHIVQAFANSGNAIKPVSFIRDLLKRIARHFRFGNQEDAH
EFLRYTIDAMQKACLNGCAKLDRTQATTLVHQIFGGYLRSRVKCSVCKSVSDTYDPYLDVALEIRQAAN
IVRLELELFVKADVLSGENAYMCAKCKKVPASKRFTIHRTSNVLTLSLKRFFANFSGGKITKDVGYPEFLN
IRPYMSQNNGDPVYGLYAVLVHSGYSCHAGHYCYVKASNGQWYQMNDLSLVHSSNVKVVLNQQAYVLFY
LRIPGSKKSPEGLISRTGSSSLPGRPSVIPDHSSKNIGNGISSPLTGKRQDSGTMKKPHTTEEIGVPIS
RNGSTLGLKSQNGCIPPKLPSGSPSPKLSQTPTHMPTILDDPGKKVKKPAPPQHFSPRTAQLPGTSNSN
SSRSGSQRQGSWDSRDVVLSTSPKLLATATANGHGLKGNDESAGLDRGSSSSSPEHSASSDSTKAPQTP
RSGAAHLCDSTQETNCSTAGHSKTPPSGADSKTVLKLSPVLSNTTTEPASTMSPPPAKKLALSAKKASTLW
RATGNDLRPPPPSPSSDLTHPMKTSHPVVASTWPVHRARAVSPAPQSSSRLQPPFSPHPTLLSSTPKPPG
TSEPRSCSSISTALPQVNEDLVSLPHQLPEASEPPQSPSEKRKKTFFVGEPQRLGSETRLQPHIREATAAP
HGKRKRKRKRKRPEDTAASALQEGQTQRQPGSPMYRREGQAQLPAVRRQEDGTQPQVNGQQVGCVTGDGHA
SSRKRKRKRKGAEGLGEEGLHQDPLRHSCSPMGDGDPEAMEESPRKKKKKKRQETQRAVEEDGHLKCPRS
AKPQDAVVPSESSCAPSANGWCPGDRMGLSQAPPVSWNGERESDVVQELLKYSSDKAYGRKVLTDWGKMS
AVSQDAIEDSRQARTETVVDDWDEEFDRGKEKKIKKFKREKRRNFNAFQKLQTRRFWSVTHPAKAASLS
YRR
  
```

SGPTRRPLEQKLI SEEDLAANDILDYKDDDDKV

Chromatograms: https://cdn.origene.com/chromatograms/mk6188_g12.zip

Restriction Sites: SgfI-RsrII

Cloning Scheme:

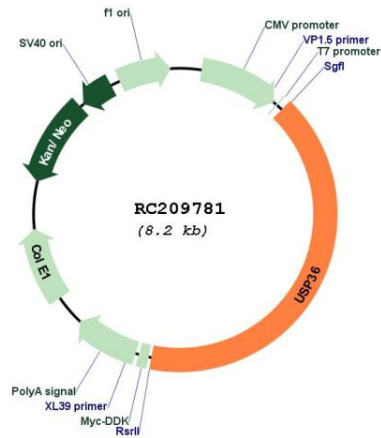


ACCN: NM_025090


ORF Size: 3369 bp

| | |
|-------------------------------|--|
| OTI Disclaimer: | The molecular sequence of this clone aligns with the gene accession number as a point of reference only. However, individual transcript sequences of the same gene can differ through naturally occurring variations (e.g. polymorphisms), each with its own valid existence. This clone is substantially in agreement with the reference, but a complete review of all prevailing variants is recommended prior to use. More info |
| OTI Annotation: | This clone was engineered to express the complete ORF with an expression tag. Expression varies depending on the nature of the gene. |
| Components: | The ORF clone is ion-exchange column purified and shipped in a 2D barcoded Matrix tube containing 10ug of transfection-ready, dried plasmid DNA (reconstitute with 100 ul of water). |
| Reconstitution Method: | <ol style="list-style-type: none">1. Centrifuge at 5,000xg for 5min.2. Carefully open the tube and add 100ul of sterile water to dissolve the DNA.3. Close the tube and incubate for 10 minutes at room temperature.4. Briefly vortex the tube and then do a quick spin (less than 5000xg) to concentrate the liquid at the bottom.5. Store the suspended plasmid at -20°C. The DNA is stable for at least one year from date of shipping when stored at -20°C. |
| Note: | Plasmids are not sterile. For experiments where strict sterility is required, filtration with 0.22um filter is required. |
| RefSeq: | NM_025090.3 , NP_079366.3 |
| RefSeq Size: | 5234 bp |
| RefSeq ORF: | 3372 bp |
| Locus ID: | 57602 |
| Cytogenetics: | 17q25.3 |
| Domains: | UCH |
| Protein Families: | Druggable Genome, Protease |
| MW: | 122.8 kDa |
| Gene Summary: | This gene encodes a member of the peptidase C19 or ubiquitin-specific protease family of cysteine proteases. Members of this family remove ubiquitin molecules from polyubiquitinated proteins. The encoded protein may deubiquitinate and stabilize the transcription factor c-Myc, also known as MYC, an important oncoprotein known to be upregulated in most human cancers. The encoded protease may also regulate the activation of autophagy. This gene exhibits elevated expression in some breast and lung cancers. [provided by RefSeq, Mar 2016] |

Product images:



Circular map for RC209781



Western blot validation of overexpression lysate (Cat# [LY403047]) using anti-DDK antibody (Cat# [TA50011-100]). Left: Cell lysates from untransfected HEK293T cells; Right: Cell lysates from HEK293T cells transfected with RC209781 using transfection reagent MegaTran 2.0 (Cat# [TT210002]).