

Product datasheet for **RC209741**

NT5C3 (NT5C3A) (NM_001002009) Human Tagged ORF Clone

Product data:

| | |
|---------------------------|---|
| Product Type: | Expression Plasmids |
| Product Name: | NT5C3 (NT5C3A) (NM_001002009) Human Tagged ORF Clone |
| Tag: | Myc-DDK |
| Symbol: | NT5C3 |
| Synonyms: | cN-III; hUMP1; NT5C3; P5'N-1; P5N-1; p36; PN-I; POMP; PSN1; UMPH; UMPH1 |
| Mammalian Cell Selection: | Neomycin |
| Vector: | pCMV6-Entry (PS100001) |
| E. coli Selection: | Kanamycin (25 ug/mL) |
| ORF Nucleotide Sequence: | >RC209741 ORF sequence Red=Cloning site Blue=ORF Green=Tags(s) |

TTTTGTAATACGACTCACTATAGGGCGGCCGGAATTCGTCGACTGGATCCGGTACCGAGGAGATCTGCC
GCC**CGATCGC**C

ATGACTAATCAAGAGTCTGCCGTACATGTGAAAATGATGCCAGAATCCAGAAAAGTTCAGTTCGAATCA
AGAACCCTACAAGAGTAGAAGAAATTATCTGTGGTCTTATCAAAGGAGGAGCTGCCAACTTCAGATAAT
AACGGACTTTGATATGACTCAGTAGATTTTCATATAAAGGGAAAAGATGCCAACATGCATAATATC
ATTGACAAGTGAAGCTGGTTACAGATGAATGTAGAAAAAGTTATTGCAACTAAAGGAAAAATACTACG
CTATTGAAGTTGATCCTGTTCTTACTGTAGAAGAGAAGTACCCTTATATGGTGAATGGTATACTAAATC
ACATGGTTTGCTTGTTCAGCAAGCTTTACCAAAAGCTAAACTTAAAGAAATTGTGGCAGAATCTGACGTT
ATGCTCAAAGAAGGATATGAGAATTTCTTTGATAAGCTCCAACAACATAGCATCCCCGTGTTTCATATTTT
CGGCTGGAATCGGCGATGTAAGAGGAAGTTATTCGTCAGGCTGGTGTATATCCCAATGTCAAAGT
TGTGTCCAATTTTATGGATTTTGTGAACTGGGGTGCTCAAAGGATTTAAAGGAGAACTAATTCATGTA
TTTAAACAAACATGATGGTGCCTTGAGGAATACAGAATATTTCAATCAACTAAAAGACAATAGTAACATA
TTCTTCTGGGAGACTCCAAGGAGACTTAAAGATGGCAGATGGAGTGGCCAATGTTGAGCACATTCTGAA
AATTGGATATCTAAATGATAGAGTGGATGAGCTTTTAGAAAAGTACATGGACTCTTATGATATTGTTTTA
GTACAAGATGAATCATTAGAAGTAGCCAACCTCTATTTTACAGAAGATTCTA

ACGCGTACGCGGCCGCTCGAGCAGAAACTCATCTCAGAAGAGGATCTGGCAGCAAATGATATCCTGGATT
ACAAGGATGACGACGATAAGGTTTAA



[View online »](#)

Protein Sequence: >RC209741 protein sequence
 Red=Cloning site Green=Tags(s)

MTNQESAVHVKMMPEFQKSSVRIKNPTRVEEIIICGLIKGGAAKLQIITDFDMLSRFSYKGRKRCPTCHNI
 IDNCKLVTDECRKLLQLKEKYAIEVDPVLTVEEKYPYVWEYTKSHGLLVQALPKAKLKEIVAESDV
 MLKEGYENFFDKLQQHSIPVFI FSAGIGDVL EEVIRQAGVYHPNVKVVSNFMDFDVETGV LKGFKGELIHV
 FNKHDGALRNTEYFNQLKDNSNII LLGDSQGLRMADGVANVEHILKIGYLNDRVDELLEKYMDSYDIVL
 VQDESLEVANSILQKIL

TRTRPLEQKLISEEDLAANDILDYKDDDDKV

Chromatograms: https://cdn.origene.com/chromatograms/mk6529_c05.zip

Restriction Sites: SgfI-MluI

Cloning Scheme:

Cloning sites used for ORF Shuttling:



* The last codon before the Stop codon of the ORF

ACCN: NM_001002009

ORF Size: 891 bp

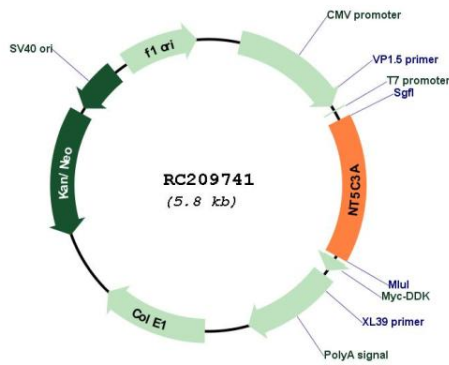
OTI Disclaimer: The molecular sequence of this clone aligns with the gene accession number as a point of reference only. However, individual transcript sequences of the same gene can differ through naturally occurring variations (e.g. polymorphisms), each with its own valid existence. This clone is substantially in agreement with the reference, but a complete review of all prevailing variants is recommended prior to use. [More info](#)

OTI Annotation: This clone was engineered to express the complete ORF with an expression tag. Expression varies depending on the nature of the gene.

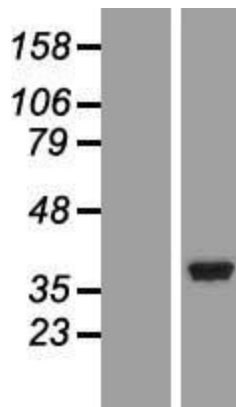
Components: The ORF clone is ion-exchange column purified and shipped in a 2D barcoded Matrix tube containing 10ug of transfection-ready, dried plasmid DNA (reconstitute with 100 ul of water).

| | |
|-------------------------------|---|
| Reconstitution Method: | <ol style="list-style-type: none">1. Centrifuge at 5,000xg for 5min.2. Carefully open the tube and add 100ul of sterile water to dissolve the DNA.3. Close the tube and incubate for 10 minutes at room temperature.4. Briefly vortex the tube and then do a quick spin (less than 5000xg) to concentrate the liquid at the bottom.5. Store the suspended plasmid at -20°C. The DNA is stable for at least one year from date of shipping when stored at -20°C. |
| RefSeq: | NM_001002009.3 |
| RefSeq Size: | 1782 bp |
| RefSeq ORF: | 894 bp |
| Locus ID: | 51251 |
| UniProt ID: | Q9H0P0 |
| Cytogenetics: | 7p14.3 |
| Protein Families: | Transmembrane |
| Protein Pathways: | Metabolic pathways, Nicotinate and nicotinamide metabolism, Purine metabolism, Pyrimidine metabolism |
| MW: | 33.9 kDa |
| Gene Summary: | <p>This gene encodes a member of the 5'-nucleotidase family of enzymes that catalyze the dephosphorylation of nucleoside 5'-monophosphates. The encoded protein is the type 1 isozyme of pyrimidine 5' nucleotidase and catalyzes the dephosphorylation of pyrimidine 5' monophosphates. Mutations in this gene are a cause of hemolytic anemia due to uridine 5-prime monophosphate hydrolase deficiency. Alternatively spliced transcript variants encoding multiple isoforms have been observed for this gene, and pseudogenes of this gene are located on the long arm of chromosomes 3 and 4. [provided by RefSeq, Mar 2012]</p> |

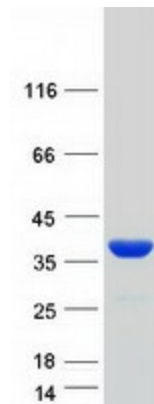
Product images:



Circular map for RC209741



Western blot validation of overexpression lysate (Cat# [LY424318]) using anti-DDK antibody (Cat# [TA50011-100]). Left: Cell lysates from untransfected HEK293T cells; Right: Cell lysates from HEK293T cells transfected with RC209741 using transfection reagent MegaTran 2.0 (Cat# [TT210002]).



Coomassie blue staining of purified NT5C3A protein (Cat# [TP309741]). The protein was produced from HEK293T cells transfected with NT5C3A cDNA clone (Cat# RC209741) using MegaTran 2.0 (Cat# [TT210002]).