**OriGene Technologies, Inc.**
9620 Medical Center Drive, Ste 200
Rockville, MD 20850, US
Phone: +1-888-267-4436
https://www.origene.com
techsupport@origene.com
EU: info-de@origene.com
CN: techsupport@origene.cn

# Product datasheet for RC209730

## Histone H3.3C (H3F3C) (NM_001013699) Human Tagged ORF Clone

## Product data:

| | |
|---|---|
| **Product Type:** | Expression Plasmids |
| **Product Name:** | Histone H3.3C (H3F3C) (NM_001013699) Human Tagged ORF Clone |
| **Tag:** | Myc-DDK |
| **Symbol:** | Histone H3.3C |
| **Synonyms:** | H3.5; H3F3C |
| **Mammalian Cell Selection:** | Neomycin |
| **Vector:** | pCMV6-Entry (PS100001) |
| **E. coli Selection:** | Kanamycin (25 ug/mL) |

**ORF Nucleotide Sequence:**

```
>RC209730 ORF sequence
Red=Cloning site Blue=ORF Green=Tags(s)

TTTTGTAATACGACTCACTATAGGGCGGCCGGGAATTCGTCGACTGGATCCGGTACCGAGGAGATCTGCC
GCCGCGATCGCC

ATGGCCCGAACCAAGCAGACTGCTCGTAAATCCACCGGTGGGAAAGCCCCCCGCAAACAGCTGGCCACGA
AAGCTGCCAGGAAAAGCACCCCCTCTACCTGCGGGGTGAAGCCTCATCGCTACAGGCCTGGGACCGTGGC
GCTTCGAGAGATTCGTCGTTATCAGAAGTCGACCGAGCTGCTCATCCGGAAGCTGCCCTTCCAGAGGTTG
GTGAGGGAGATCGCGCAGGATTTCAACACTGACCTGAGGTTTCAGAGCGCAGTCGTCGGTGCGCTGCAGG
AGGCTAGCGAAGCGTACCTGGTGGGTCTGTTGGAAGATACTAACCTGTGTGCCATCCACGCTAAGAGAGT
CACCATCATGCCCAAAGACATCCAGTTGGCTCGCCGGATACGGGGAGAGAGAGCT

ACGCGTACGCGGCCGCTCGAGCAGAAACTCATCTCAGAAGAGGATCTGGCAGCAAATGATATCCTGGATT
ACAAGGATGACGACGATAAGGTTTAA
```

**Protein Sequence:**

```
>RC209730 protein sequence
Red=Cloning site Green=Tags(s)

MARTKQTARKSTGGKAPRKQLATKAARKSTPSTCGVKPHRYRPGTVALREIRRYQKSTELLIRKLPFQRL
VREIAQDFNTDLRFQSAVVGALQEASEAYLVGLLEDTNLCAIHAKRVTIMPKDIQLARRIRGERA

TRTRPLEQKLISEEDLAANDILDYKDDDDKV
```

**Chromatograms:** https://cdn.origene.com/chromatograms/mk6529_c03.zip

**Restriction Sites:** SgfI-MluI

View online »

This product is to be used for laboratory only. Not for diagnostic or therapeutic use.
©2024 OriGene Technologies, Inc., 9620 Medical Center Drive, Ste 200, Rockville, MD 20850, US

**Cloning Scheme:**

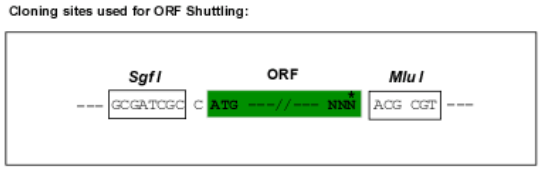


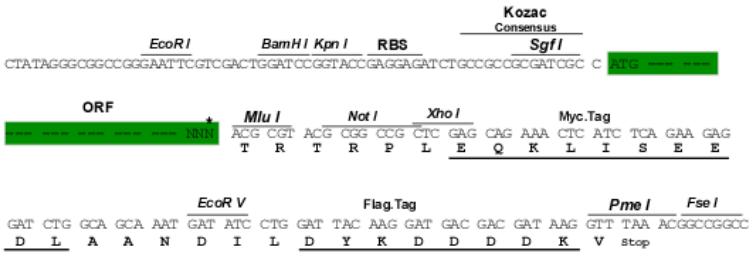


* The last codon before the Stop codon of the ORF

| | |
|---|---|
| **ACCN:** | NM_001013699 |
| **ORF Size:** | 405 bp |
| **OTI Disclaimer:** | The molecular sequence of this clone aligns with the gene accession number as a point of reference only. However, individual transcript sequences of the same gene can differ through naturally occurring variations (e.g. polymorphisms), each with its own valid existence. This clone is substantially in agreement with the reference, but a complete review of all prevailing variants is recommended prior to use. More info |
| **OTI Annotation:** | This clone was engineered to express the complete ORF with an expression tag. Expression varies depending on the nature of the gene. |
| **Components:** | The ORF clone is ion-exchange column purified and shipped in a 2D barcoded Matrix tube containing 10ug of transfection-ready, dried plasmid DNA (reconstitute with 100 ul of water). |
| **Reconstitution Method:** | 1. Centrifuge at 5,000xg for 5min.<br>2. Carefully open the tube and add 100ul of sterile water to dissolve the DNA.<br>3. Close the tube and incubate for 10 minutes at room temperature.<br>4. Briefly vortex the tube and then do a quick spin (less than 5000xg) to concentrate the liquid at the bottom.<br>5. Store the suspended plasmid at -20°C. The DNA is stable for at least one year from date of shipping when stored at -20°C. |
| **Note:** | Plasmids are not sterile. For experiments where strict sterility is required, filtration with 0.22um filter is required. |
| **RefSeq:** | NM_001013699.1, NP_001013721.1 |
| **RefSeq Size:** | 1071 bp |
| **RefSeq ORF:** | 408 bp |

This product is to be used for laboratory only. Not for diagnostic or therapeutic use.
©2024 OriGene Technologies, Inc., 9620 Medical Center Drive, Ste 200, Rockville, MD 20850, US

| | |
|---|---|
| **Locus ID:** | 440093 |
| **UniProt ID:** | Q6NXT2 |
| **Cytogenetics:** | 12p11.21 |
| **Protein Pathways:** | Systemic lupus erythematosus |
| **MW:** | 15.2 kDa |
| **Gene Summary:** | Histones are basic nuclear proteins that are responsible for the nucleosome structure of the chromosomal fiber in eukaryotes. Nucleosomes consist of approximately 146 bp of DNA wrapped around a histone octamer composed of pairs of each of the four core histones (H2A, H2B, H3, and H4). The chromatin fiber is further compacted through the interaction of a linker histone, H1, with the DNA between the nucleosomes to form higher order chromatin structures. This gene contains introns and its mRNA is polyadenylated, unlike most histone genes. The protein encoded by this gene is a replication-independent histone that is a member of the histone H3 family. [provided by RefSeq, Oct 2015] |

## Product images:

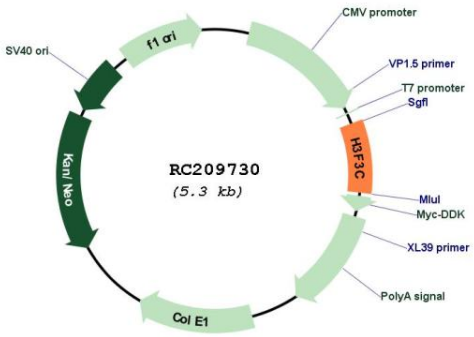


Circular map for RC209730




Western blot validation of overexpression lysate (Cat# [LY423022]) using anti-DDK antibody (Cat# [TA50011-100]). Left: Cell lysates from un-transfected HEK293T cells; Right: Cell lysates from HEK293T cells transfected with RC209730 using transfection reagent MegaTran 2.0 (Cat# [TT210002]).

This product is to be used for laboratory only. Not for diagnostic or therapeutic use.
©2024 OriGene Technologies, Inc., 9620 Medical Center Drive, Ste 200, Rockville, MD 20850, US