

Product datasheet for **RC209726**

SNRK (NM_017719) Human Tagged ORF Clone

Product data:

Product Type:	Expression Plasmids
Product Name:	SNRK (NM_017719) Human Tagged ORF Clone
Tag:	Myc-DDK
Symbol:	SNRK
Synonyms:	HSNFRK
Mammalian Cell Selection:	Neomycin
Vector:	pCMV6-Entry (PS100001)
E. coli Selection:	Kanamycin (25 ug/mL)



[View online »](#)

ORF Nucleotide
Sequence:

>RC209726 ORF sequence
Red=Cloning site Blue=ORF Green=Tags(s)

TTTTGTAATACGACTCACTATAGGGCGGCCGGGAATTCGTCGACTGGATCCGGTACCGAGGAGATCTGCC
GCCGCGATCGCC

ATGGCAGGATTTAAGCGAGGGTATGATGGAAGATTGCTGGGTTATATGATCTGGATAAAACCTTGGGTC
GAGGCCATTTTGCCGTGGTTAAACTTGCCAGGCATGCTTTACGGGTGAAAAGGTGGCAGTAAAAGTTAT
TGACAAGACAAAACCTGGACACTCTAGCTACTGGTCATCTTTCCAGGAAGTGAGATGCATGAAACTAGTG
CAGCATCCTAACATCGTCCGCCTTTATGAAGTTATTGACACCCAGACCAAATATATCTTATTCTAGAAC
TTGGGGATGGAGGAGATATGTTTGATTATAATGAAACATGAGGAGGGTCTTAATGAAGACTTGGCCAA
GAAGTATTTTGTCTCAGATAGTTCATGCTATATCTTATTGCCATAAACTCCATGTGGTTTACAGAGACTTA
AAACCAGAGAATGTAGTCTTCTTGA AAAACAAGGTCTTGTAAGTTGACAGACTTTGGGTTTCAGCAACA
AATTTCAACCAGGAAGAAGCTCACTACAAGCTGTGGATCTCTTGATATTCGCTCCAGAAATCTGCT
TGGTGATGAGTATGATGCACCTGCAGTAGATATTTGGAGTCTGGGAGTGATCCTTTTCATGTTGGTGTGT
GGGCAGCCGCCCTTTCAAGAAGCCAATGACAGTGAAACACTGACAATGATCATGGATTGCAAATATACAG
TACCATCCCATGTGTCTAAAGAGTGTAAAGACCTAATCACACGGATGCTACAGAGAGATCCCAAGAGAAG
GGCTTATTTAGAAGAGATTGAAAATCATCTTGGCTTCAGGGAGTGGACCCTTACCAGCTACAAAGTAT
AACATTTCCCTTGTGTCATACAAAAATCTCTCGGAAGAGGAGCACAACAGCATCATTACAGCGCATGGTGC
TTGGGGACATAGCGGATCGAGACGCCATTTAGAAAGCCCTGGAACCAACAGGTATAACCATATCACAGC
CACATACTTCTGCTGGTGAAAGGATCCTGAGAGAAAAGCAAGAGAAAGAAATACAGACCAGATCTGCA
AGCCCGAGCAATATCAAGGCCAGTTTAGGCAGTCATGGCCAACCAAAATGATGTACCCAGGACCTTG
AGGATGACCTCACGGCCACTCTTTGTCCACGCGACTGCCCTCAGTCTCCTGCTCGGGCTGCTGAC
TGTCTCAATGGCCACAGGAGCAAAGGCCGTGTGACTCAGCTAAGAAAGATGACCTCCCTGAGTTGGCT
GGACCAGCACTCTACGGTGCCACCCGAAGCTTAAAACCCACAGCCAGTGGGCGGAAGTGTCTGTTCA
GGTGGAAGAAGATGAAGAGGAAGATGAGGAGGACAAGAAACCCATGTCCCTCTCAACACAAGTGGTTTT
GCGCCGGAAGCCATCTGTAACCAACCGCTGACATCCAGGAAGAGTGGCCCGTCAACCAGATCTTT
GAGGAAGGGGAATCTGACGATGAGTTTACATGGATGAGAATCTGCCTCCCAAGTTGAGCAGGTTAAAGA
TGAATATAGCTTCTCCAGGTACAGTTACAAAACGCTACCACGGAGGAAAAGTCAAGGCGGGGCTCCAG
CTGCAGTAGTTCCGAGACCAGTGTATGATTCTGAAAGCCGGCGGGCTCGATAAAGATAGCGGGTTC
ACCTACTCTGGCACCGACGGGATAGCAGCGAGGGGCCCTTGGCAGTGAGGGGGATGGCGGGGCCAGA
GCAAGCCAAGCAATGCCAGTGGAGGGTGGACAAGGCCAGCCCCAGTGAGAACAATGCTGGTGGGGCAG
TCCTCCAGCGGCTCGGGTGGCAACCCCAATACATCGGGTACCACAGCCGCTGTGCCGGCCCAAGC
AACTCCATGCAGCTGGCCTCTCGCAGTGTGGGGAGCTCGTTGAGAGCCTCAAACCTCATGAGCCTTGCC
TCGGCTCCAGCTTATGGGAGCACCAAGTACATTATTGATCCACAGAATGGCTTGTCAATTTCCAGTGT
GAAAGTCCAAGAGAAATCTACGTGGAATGTGCATTAGCTCCACAGGGAATGCAGGCGAGTCCCTGCA
GTGGGGCGCATAAAGTTTTCTCTGACCACATGGCAGATACCACCACTGAATTGGAACGGATAAGGAGCA
AGAACCTAAAAATAACGTGCTGCAGCTACCTCTGTGCGAAAAGACCATCTGTGAACATCCAGCGGAA
CCCTAAGGAGGGGCTGTGTGCGCATCCAGCCCAGCCAGCTGTTGCCATGTCATC

ACGCGTACGCGGCCGCTCGAGCAGAACTCATCTCAGAAGAGGATCTGGCAGCAAATGATATCCTGGATT
ACAAGGATGACGACGATAAGGTTTAA

Protein Sequence: >RC209726 protein sequence
Red=Cloning site Green=Tags(s)

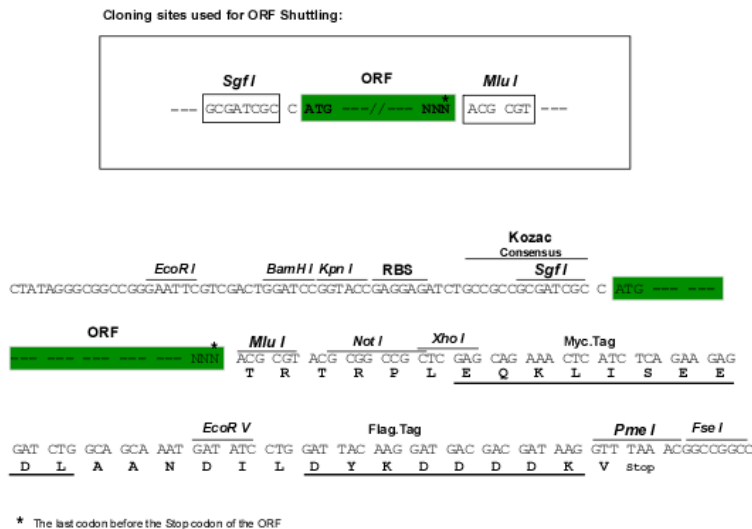
MAGFKRGYDGKIAGLYDLDKTLGRGHFAVVKLARHVFTGEKVAVKVIDKTKLDLTLATGHLFQEVRCMKLV
 QHPNIVRLYEVIDTQTKLYLILELGDGDMFDYIMKHEEGLNEDLAKKYFAQIVHAISYCHKLHVHRDL
 KPENVVFEKQGLVKLTDFGFSNKFQPGKLLTSCGLAYSAPAILLGDEYDAPAVDIWSLGVILFMLVC
 GQPPFQEANDSETLTMIMDCKYTPSHVSKECKDLITRMLQRDPKRRAYLEEIENHPWLQGVDPSPATKY
 NIPLVSYKNLSEEEHNSIIQRMVLDGIADRDAIVEALETNRYNHITATYFLLAERILREKQEKEIQTRSA
 SPSNIKAQFRQSWPTKIDVPQDLEDDL TATPLSHATVPQSPARAADSVLNGHRSGKGLCDSAKKDDLPELA
 GPALSTVPPASLKPTASGRKCLFRVEEDEEEDEEDKKPMSLSTQVVLRRKPSVTNRLTSRKSAPVNVQIF
 EEGESDDEFDMDENLPPKLSRLKMNIASPGTVHKRYHRRKSQGRGSSCSSSETSDDDSESRRRLDKDSGF
 TYSWHRSDSEGGPPGSEGDGGGQSKPSNASGGVDKASPSENNAGGGSPSSGGGNPTNTSGTTRRCAGPS
 NSMQLASRSAGELVESLKLMSLCLGSQLHGSTKYIIDPQNLFSVVKVQEKSTWKMCISSGTGNAGQVPA
 VGGIKFFSDHMADTTTELERIRSKNLKNNVLQLPLCEKTSVNIQRNPKEGLLCASSPASCCHVI

TRTRPLEQKLISEEDLAANDILDYKDDDDKV

Chromatograms: https://cdn.origene.com/chromatograms/mk6263_h07.zip

Restriction Sites: SgfI-MluI

Cloning Scheme:



ACCN: NM_017719

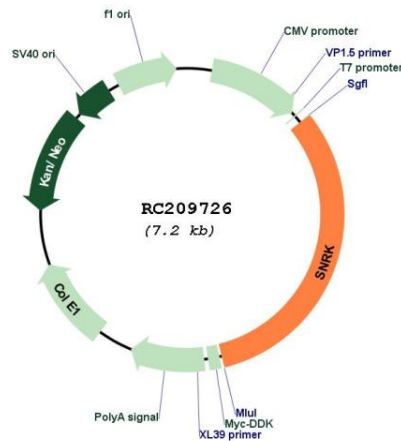
ORF Size: 2295 bp

OTI Disclaimer: The molecular sequence of this clone aligns with the gene accession number as a point of reference only. However, individual transcript sequences of the same gene can differ through naturally occurring variations (e.g. polymorphisms), each with its own valid existence. This clone is substantially in agreement with the reference, but a complete review of all prevailing variants is recommended prior to use. [More info](#)

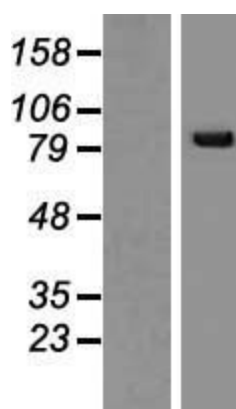
OTI Annotation: This clone was engineered to express the complete ORF with an expression tag. Expression varies depending on the nature of the gene.

Components:	The ORF clone is ion-exchange column purified and shipped in a 2D barcoded Matrix tube containing 10ug of transfection-ready, dried plasmid DNA (reconstitute with 100 ul of water).
Reconstitution Method:	<ol style="list-style-type: none"> 1. Centrifuge at 5,000xg for 5min. 2. Carefully open the tube and add 100ul of sterile water to dissolve the DNA. 3. Close the tube and incubate for 10 minutes at room temperature. 4. Briefly vortex the tube and then do a quick spin (less than 5000xg) to concentrate the liquid at the bottom. 5. Store the suspended plasmid at -20°C. The DNA is stable for at least one year from date of shipping when stored at -20°C.
RefSeq:	<u>NM_017719.5</u>
RefSeq Size:	5236 bp
RefSeq ORF:	2298 bp
Locus ID:	54861
UniProt ID:	<u>Q9NRH2</u>
Cytogenetics:	3p22.1
Domains:	pkinase, TyrKc, S_TKc
Protein Families:	Druggable Genome, Protein Kinase
MW:	84.4 kDa
Gene Summary:	SNRK is a member of the sucrose nonfermenting (SNF)-related kinase family of serine/threonine kinases (Kertesz et al., 2002 [PubMed 12234663]).[supplied by OMIM, Apr 2009]

Product images:



Circular map for RC209726



Western blot validation of overexpression lysate (Cat# [LY420274]) using anti-DDK antibody (Cat# [TA50011-100]). Left: Cell lysates from untransfected HEK293T cells; Right: Cell lysates from HEK293T cells transfected with [RC212639] using transfection reagent MegaTran 2.0 (Cat# [TT210002]).