

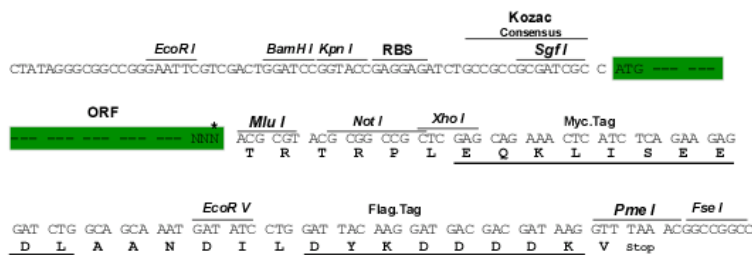
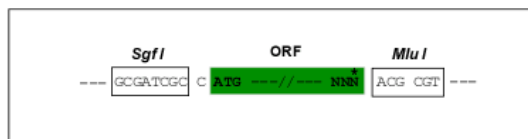
Product datasheet for RC209670

GPR32 (BC067453) Human Tagged ORF Clone

Product data:

Product Type:	Expression Plasmids
Product Name:	GPR32 (BC067453) Human Tagged ORF Clone
Tag:	Myc-DDK
Symbol:	GPR32
Synonyms:	RVDR1
Mammalian Cell Selection:	Neomycin
Vector:	pCMV6-Entry (PS100001)
E. coli Selection:	Kanamycin (25 ug/mL)
Chromatograms:	https://cdn.origene.com/chromatograms/mk6147_h01.zip
Restriction Sites:	Sgfl-MluI
Cloning Scheme:	

Cloning sites used for ORF Shuttling:



* The last codon before the Stop codon of the ORF

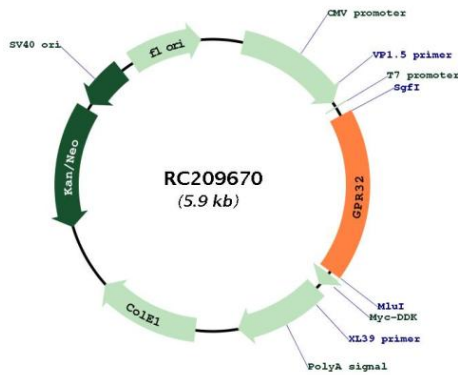
ACCN:	BC067453
ORF Size:	1068 bp



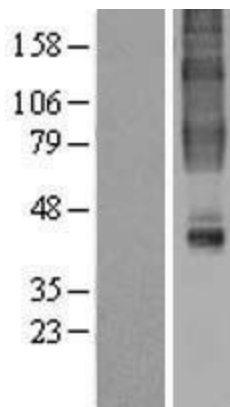
[View online >](#)

OTI Disclaimer:	The molecular sequence of this clone aligns with the gene accession number as a point of reference only. However, individual transcript sequences of the same gene can differ through naturally occurring variations (e.g. polymorphisms), each with its own valid existence. This clone is substantially in agreement with the reference, but a complete review of all prevailing variants is recommended prior to use. More info
OTI Annotation:	This clone was engineered to express the complete ORF with an expression tag. Expression varies depending on the nature of the gene.
Components:	The ORF clone is ion-exchange column purified and shipped in a 2D barcoded Matrix tube containing 10ug of transfection-ready, dried plasmid DNA (reconstitute with 100 ul of water).
Reconstitution Method:	<ol style="list-style-type: none">1. Centrifuge at 5,000xg for 5min.2. Carefully open the tube and add 100ul of sterile water to dissolve the DNA.3. Close the tube and incubate for 10 minutes at room temperature.4. Briefly vortex the tube and then do a quick spin (less than 5000xg) to concentrate the liquid at the bottom.5. Store the suspended plasmid at -20°C. The DNA is stable for at least one year from date of shipping when stored at -20°C.
RefSeq Size:	1269 bp
Locus ID:	2854
Cytogenetics:	19q13.33
Protein Families:	Druggable Genome, GPCR, Transmembrane
MW:	40.1 kDa
Gene Summary:	This gene is intronless and encodes a member of the G-protein coupled receptor 1 family. The encoded protein binds to resolvin D1 and lipoxin A4 and has been linked to pulmonary inflammation. A related pseudogene has been identified on chromosome 19. [provided by RefSeq, Nov 2012]

Product images:



Circular map for RC209670



Western blot validation of overexpression lysate (Cat# [LY400579]) using anti-DDK antibody (Cat# [TA50011-100]). Left: Cell lysates from untransfected HEK293T cells; Right: Cell lysates from HEK293T cells transfected with RC209670 using transfection reagent MegaTran 2.0 (Cat# [TT210002]).